



US00D478187S

(12) **United States Design Patent**
Glucksman et al.

(10) **Patent No.:** **US D478,187 S**

(45) **Date of Patent:** **** Aug. 5, 2003**

(54) **HAIR BRAIDER**

6,499,491 B2 * 12/2002 Kennedy et al. 132/212

(75) Inventors: **Dov Z. Glucksman**, Wenham, MA
(US); **Laura J. Nickerson**, Andover,
MA (US)

* cited by examiner

Primary Examiner—Jennifer Rivard
(74) *Attorney, Agent, or Firm*—George A. Herbster

(73) Assignee: **Appliance Development Corporation**,
Danvers, MA (US)

(57) **CLAIM**

(**) Term: **14 Years**

The ornamental design for the hair braider, as shown and described.

(21) Appl. No.: **29/162,824**

DESCRIPTION

(22) Filed: **Jun. 18, 2002**

FIG. 1 is a front elevational view of a hair braider with an extended comb;

(51) **LOC (7) Cl.** **28-03**

FIG. 2 is a side elevational view of a hair braider with an extended comb taken from the right in FIG. 1;

(52) **U.S. Cl.** **D28/10**

FIG. 3 is a rear elevational view of a hair braider with an extended comb;

(58) **Field of Search** D28/10; 132/210,
132/213, 212, 271, 56; 87/8, 33

FIG. 4 is a side elevational view of a hair braider with an extended comb taken from the left in FIG. 1;

(56) **References Cited**

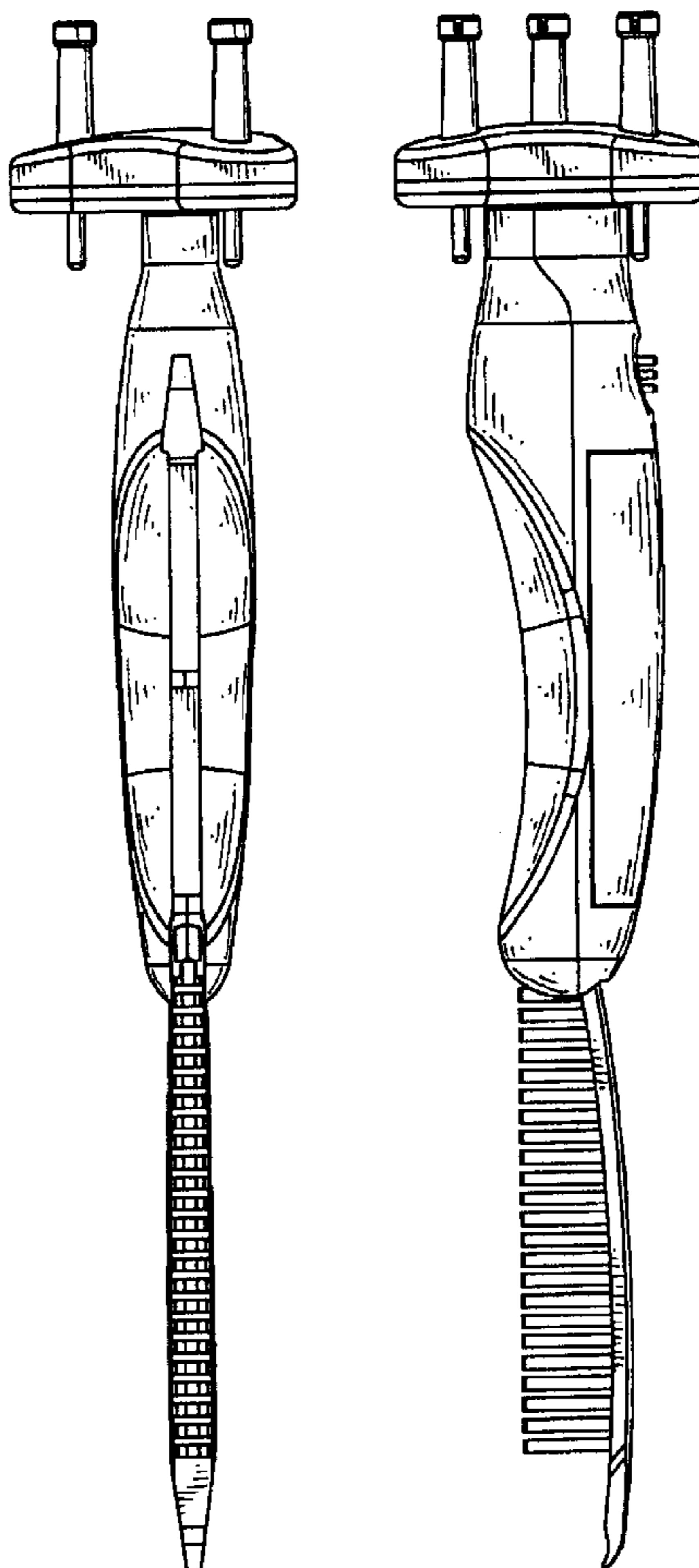
U.S. PATENT DOCUMENTS

- 4,580,585 A * 4/1986 Sapkus 132/212
- 4,582,074 A * 4/1986 Schwager et al. 132/212
- 5,988,181 A * 11/1999 Gable et al. 132/210
- 6,109,275 A * 8/2000 Mendezmonsanto 132/212
- 6,164,289 A * 12/2000 Ogunro et al. 132/210

FIG. 5 is a top plan view of a hair braider with an extended comb; and,

FIG. 6 is a bottom plan view of a hair braider with an extended comb.

1 Claim, 2 Drawing Sheets



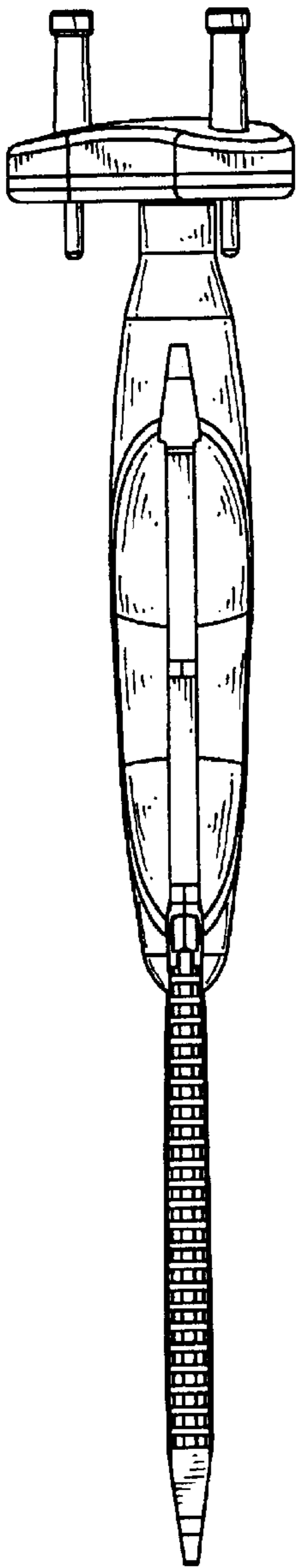


FIG. 1

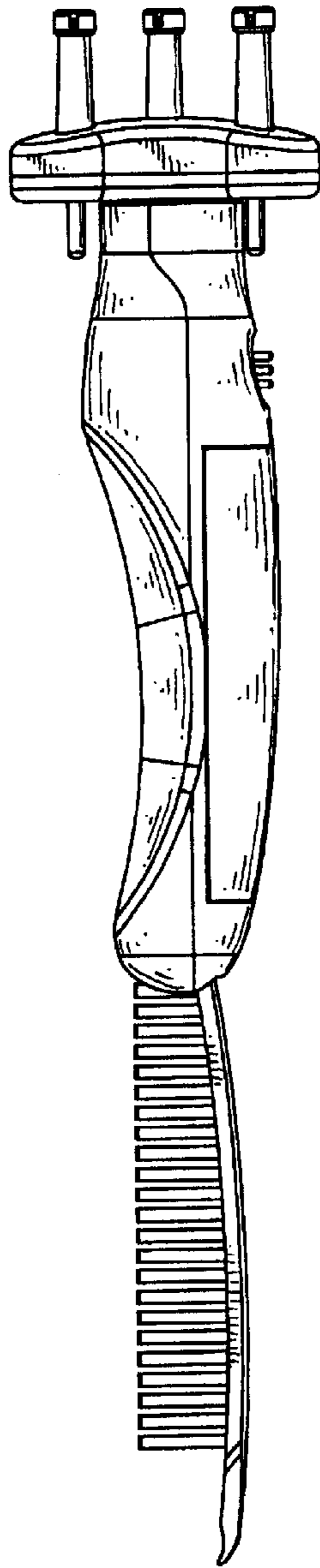


FIG. 2

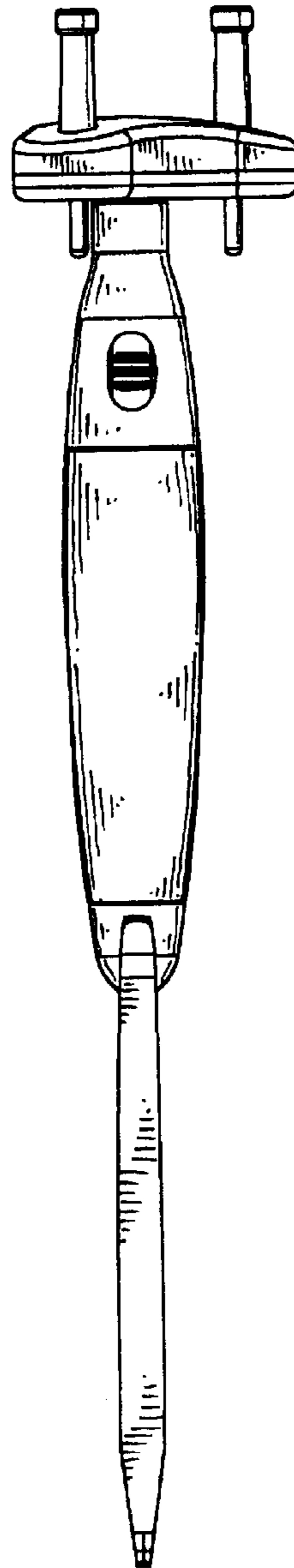


FIG. 3




FIG. 4

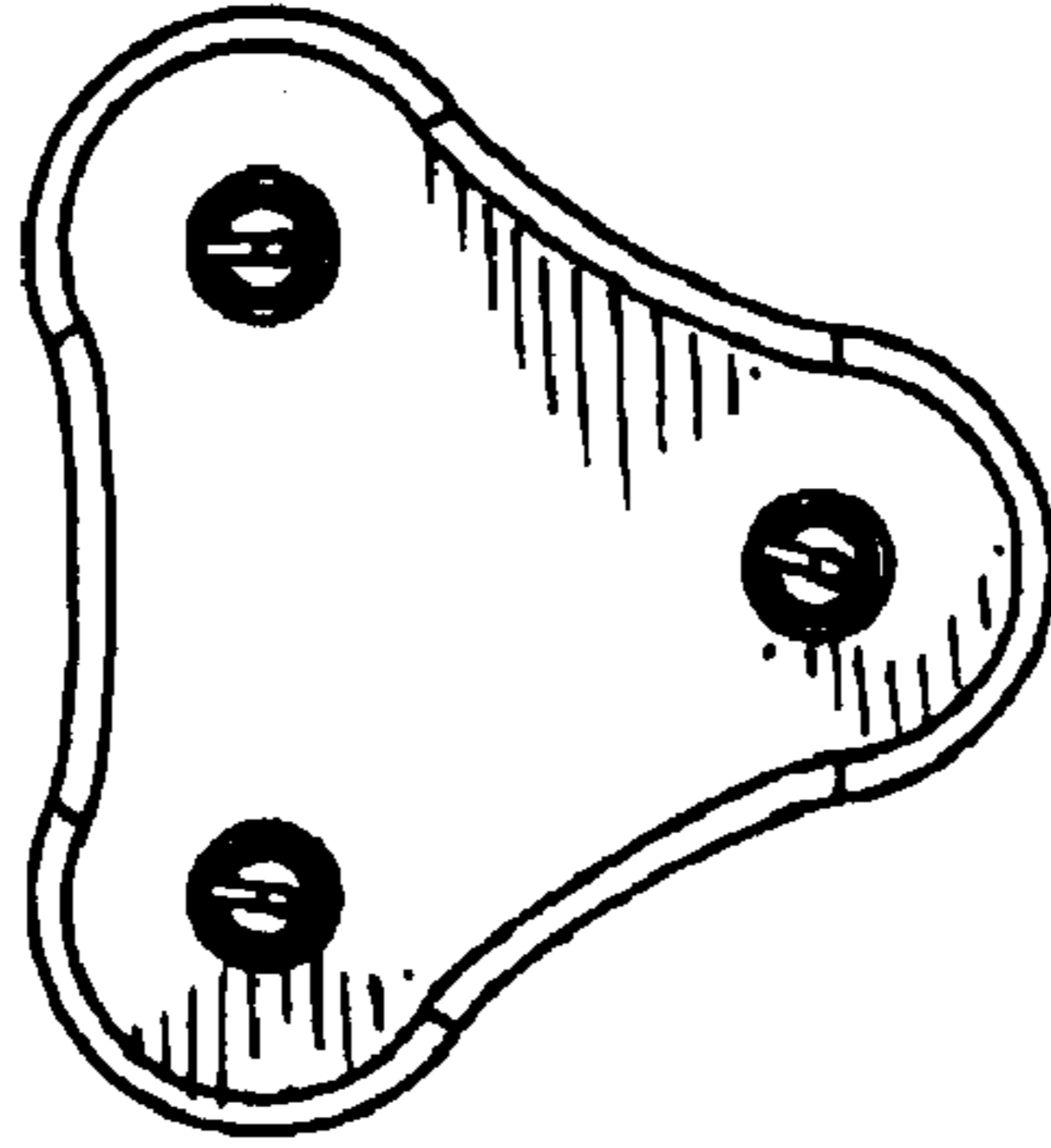


FIG. 5

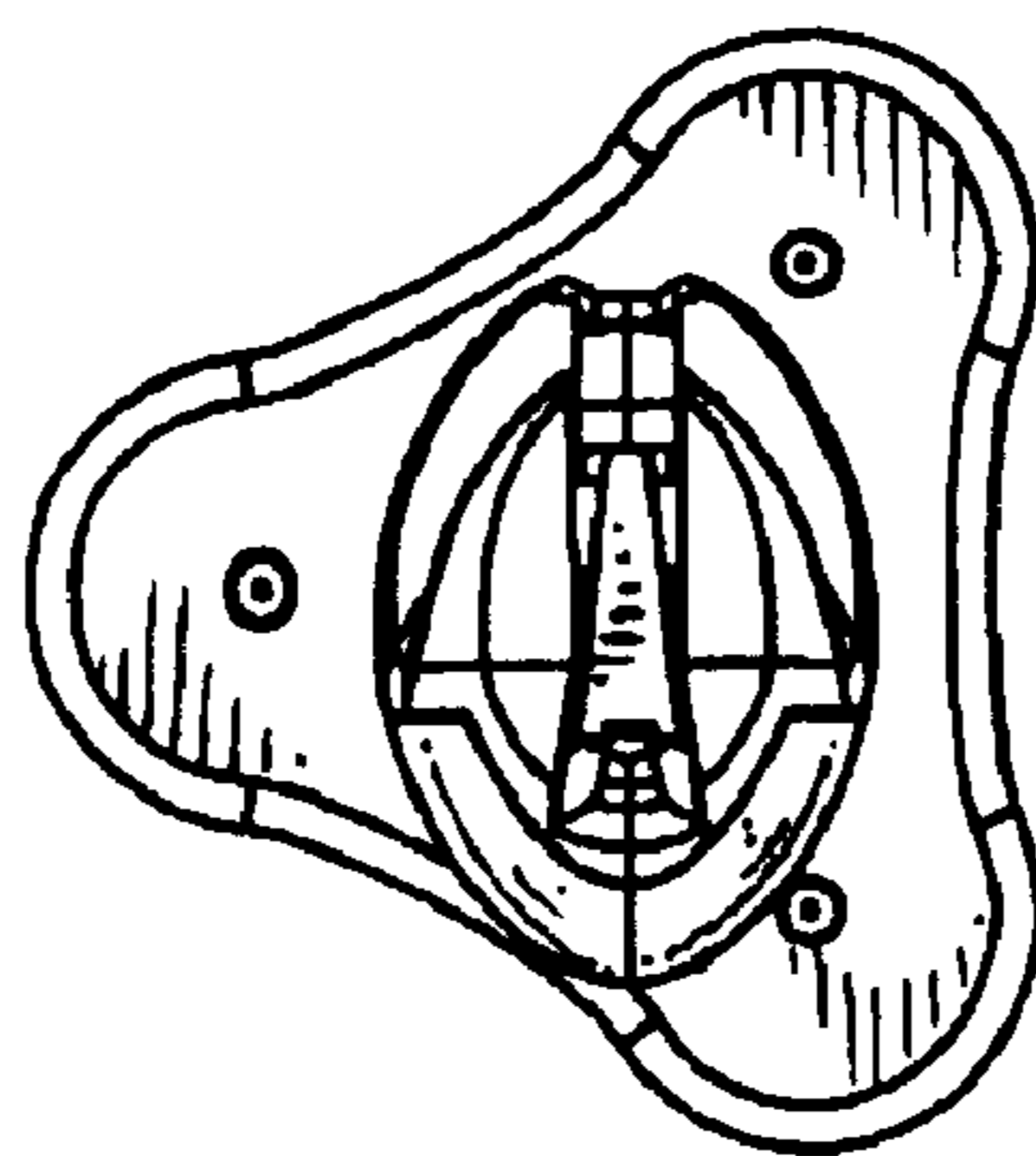


FIG. 6