



US00D478141S

(12) **United States Design Patent**
Huang

(10) **Patent No.:** **US D478,141 S**

(45) **Date of Patent:** **** Aug. 5, 2003**

(54) **GOLF CLUB HANDLE GRIP**

(76) **Inventor:** **Ben Huang**, 19472 Woodlands La.,
Huntington Beach, CA (US) 92648

(**) **Term:** **14 Years**

(21) **Appl. No.:** **29/166,875**

(22) **Filed:** **Sep. 5, 2002**

(51) **LOC (7) Cl.** **21-02**

(52) **U.S. Cl.** **D21/756**

(58) **Field of Search** **D21/756, 757,**
D21/759; 473/300-303

(56) **References Cited**

U.S. PATENT DOCUMENTS

| | | | | | |
|------------|---|---------|--------|-------|---------|
| D293,126 S | * | 12/1987 | Bizovi | | D21/741 |
| D396,082 S | * | 7/1998 | Sheets | | D21/742 |
| D398,352 S | * | 9/1998 | Sheets | | D21/742 |

* cited by examiner

Primary Examiner—Mitchell Siegel
(74) *Attorney, Agent, or Firm*—Fulwider Patton Lee & Utecht, LLP

(57) **CLAIM**

The ornamental design for a s golf club handle grip, substantially as shown and described.

DESCRIPTION

FIG. 1 is a side elevational view of a spiral-wrap grip for golf clubs showing my new design, the view of the opposite side of said grip being similar to the side shown in FIG. 1; FIG. 2 is a top plan view of said grip; FIG. 3 is a bottom view of said grip; and, FIG. 4 is an enlarged view of the encircled area designated 4 in FIG. 1.

1 Claim, 2 Drawing Sheets

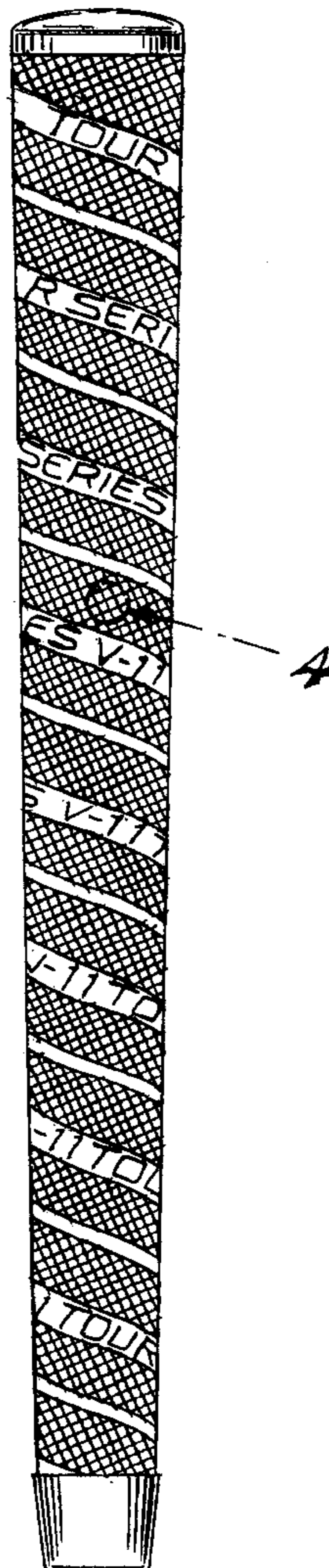


FIG. 1

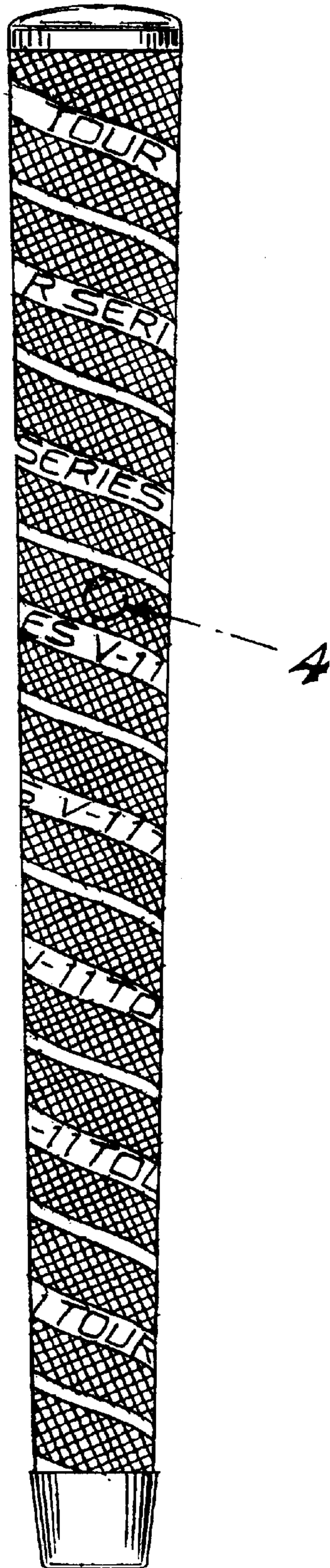


FIG. 2

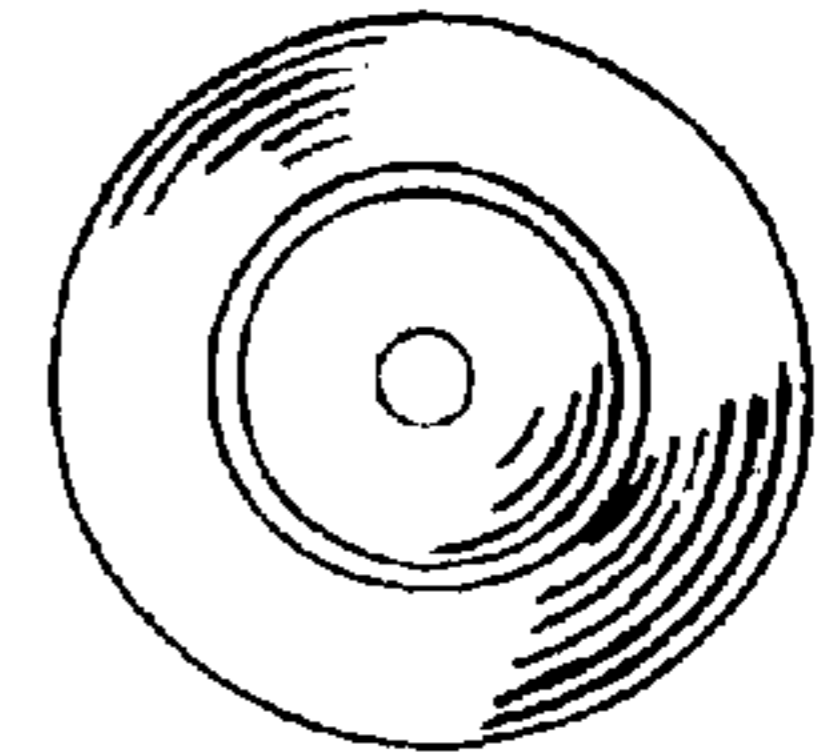
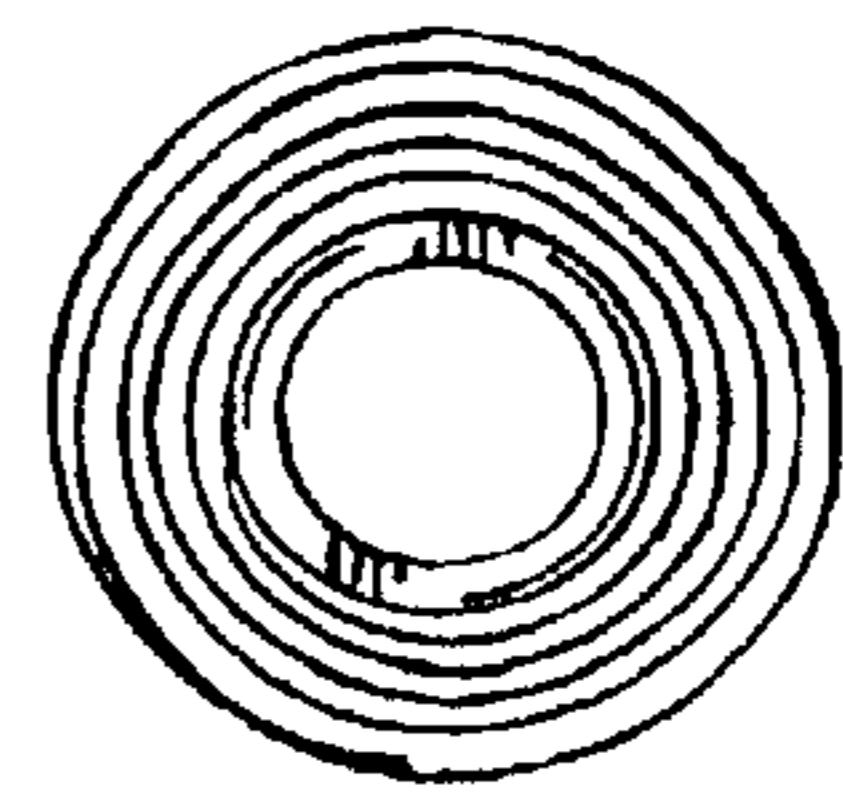


FIG. 3



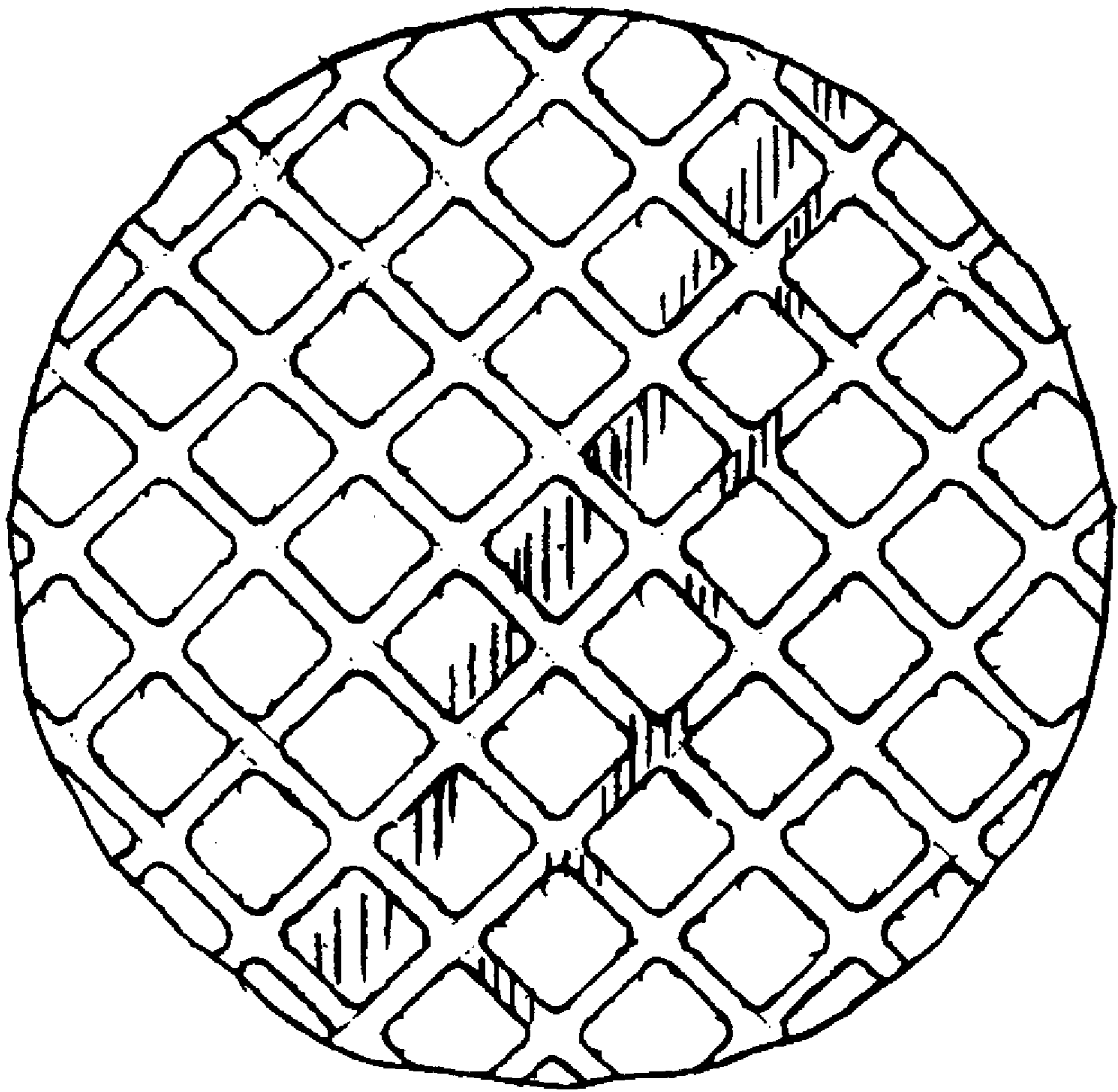


FIG. 4