



US00D478125S

(12) **United States Design Patent**
Chen

(10) **Patent No.:** **US D478,125 S**

(45) **Date of Patent:** **** Aug. 5, 2003**

(54) **BALL POINT PEN**

(76) **Inventor:** **Jiun-Feng Chen**, PO Box 82-144,
Taipei (TW)

(**) **Term:** **14 Years**

(21) **Appl. No.:** **29/168,612**

(22) **Filed:** **Oct. 7, 2002**

(51) **LOC (7) Cl.** **19-06**

(52) **U.S. Cl.** **D19/50; D19/49; D19/56**

(58) **Field of Search** D19/35, 36, 41-49,
D19/50, 51, 53-58, 81-85; 401/99, 100,
101, 103-106, 107-110, 111-117, 209,
6, 7, 88

(56) **References Cited**

U.S. PATENT DOCUMENTS

D189,735 S	*	2/1961	Platt	D19/50
D397,723 S	*	9/1998	Izushima	D19/49
D406,604 S	*	3/1999	Andrews et al.	D19/48
D416,580 S	*	11/1999	Andrews et al.	D19/56
D430,208 S	*	8/2000	Veillon	D19/50

D438,247 S * 2/2001 Polidoro D19/56

D441,018 S * 4/2001 Droege D19/51

D444,498 S * 7/2001 Izushima D19/49

D456,845 S * 5/2002 Rommel D19/49

D465,238 S * 11/2002 Qiu D19/50

* cited by examiner

Primary Examiner—Martie K. Holtje

(74) *Attorney, Agent, or Firm*—Leong C. Lei

(57) **CLAIM**

The ornamental design for a ball point pen, as shown and described.

DESCRIPTION

FIG. 1 is perspective view of a ball point pen showing my new design;

FIG. 2 is a front elevation view thereof;

FIG. 3 is a rear elevation view thereof;

FIG. 4 is a left side elevation view thereof;

FIG. 5 is a right side elevation view thereof;

FIG. 6 is a top plan view thereof; and,

FIG. 7 is a bottom plan view thereof.

1 Claim, 6 Drawing Sheets






FIG. 1




FIG. 2

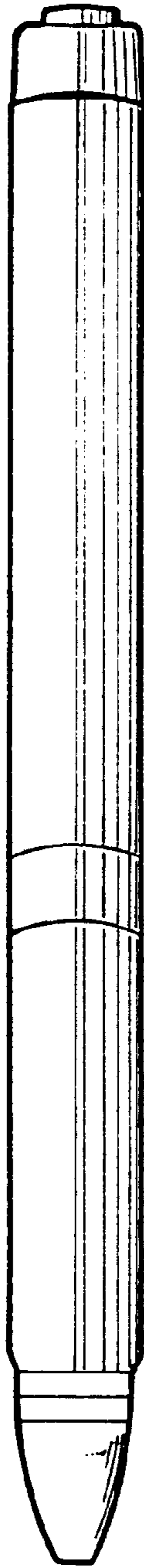


FIG. 3



FIG. 4

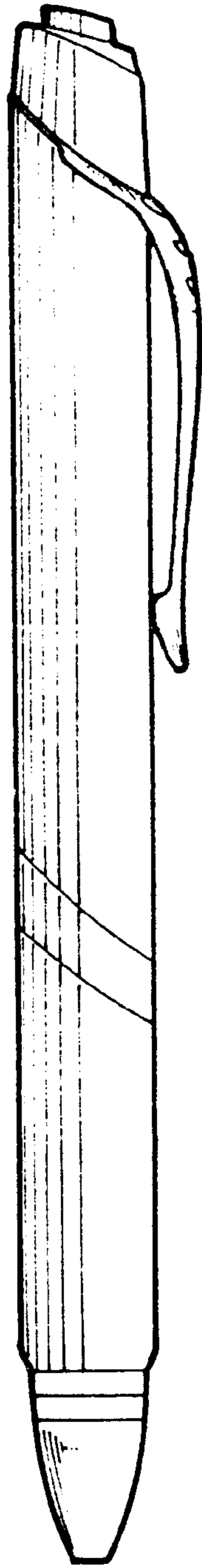


FIG. 5

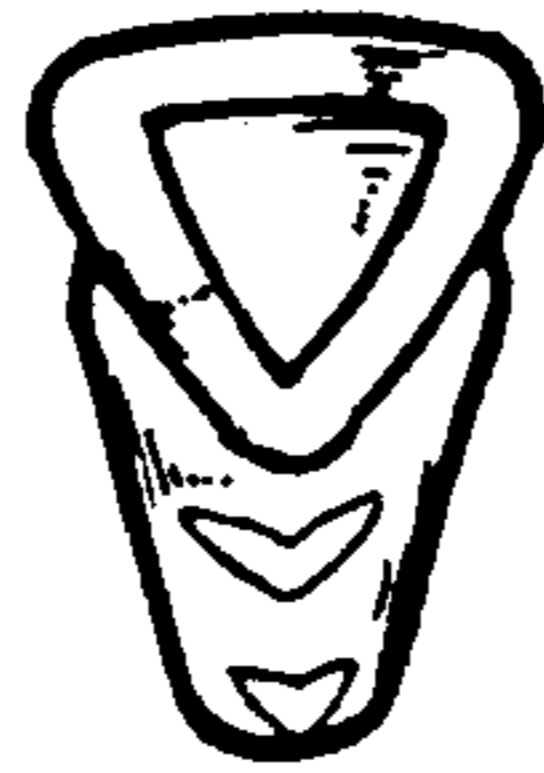


FIG. 6

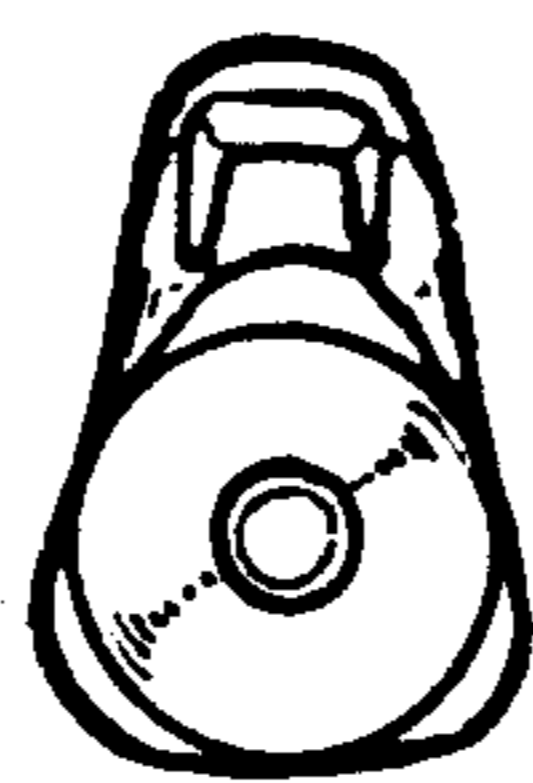


FIG. 7