



US00D478112S

(12) **United States Design Patent**
Lee

(10) **Patent No.:** **US D478,112 S**

(45) **Date of Patent:** **** Aug. 5, 2003**

(54) **FRAME FOR SPECTACLES**

D447,764 S * 9/2001 Chen D16/315

(76) Inventor: **Shu-Min Lee**, No. 57, Kao-Kuang-Liu St., Yungkang City, Tainan Hsien (TW)

(**) Term: **14 Years**

(21) Appl. No.: **29/172,259**

(22) Filed: **Dec. 9, 2002**

(65) **Prior Publication Data**

(65)

(51) **LOC (7) Cl.** **16-06**

(52) **U.S. Cl.** **D16/314**

(58) **Field of Search** D16/300-330,
D16/335; D29/109, 110; 351/41, 44, 51,
52, 103-109, 111, 119, 122, 158; 2/428-430,
432, 447, 448

(56) **References Cited**

U.S. PATENT DOCUMENTS

D399,519 S * 10/1998 Yee D16/314
5,903,331 A * 5/1999 Lin 351/106
D416,276 S * 11/1999 Chiu D16/335

OTHER PUBLICATIONS

Oakley Catalog, Dec. 19, 2001.*

Sunglass Hut, p. 11, 2000.*

* cited by examiner

Primary Examiner—Raphael Barkai

(74) *Attorney, Agent, or Firm*—William E. Pelton, Esq.

(57) **CLAIM**

The ornamental design for a frame for spectacles, as shown and described.

DESCRIPTION

FIG. 1 is a perspective view of a frame for spectacles, showing my new design;

FIG. 2 is a front elevational view thereof;

FIG. 3 is a rear elevational view thereof;

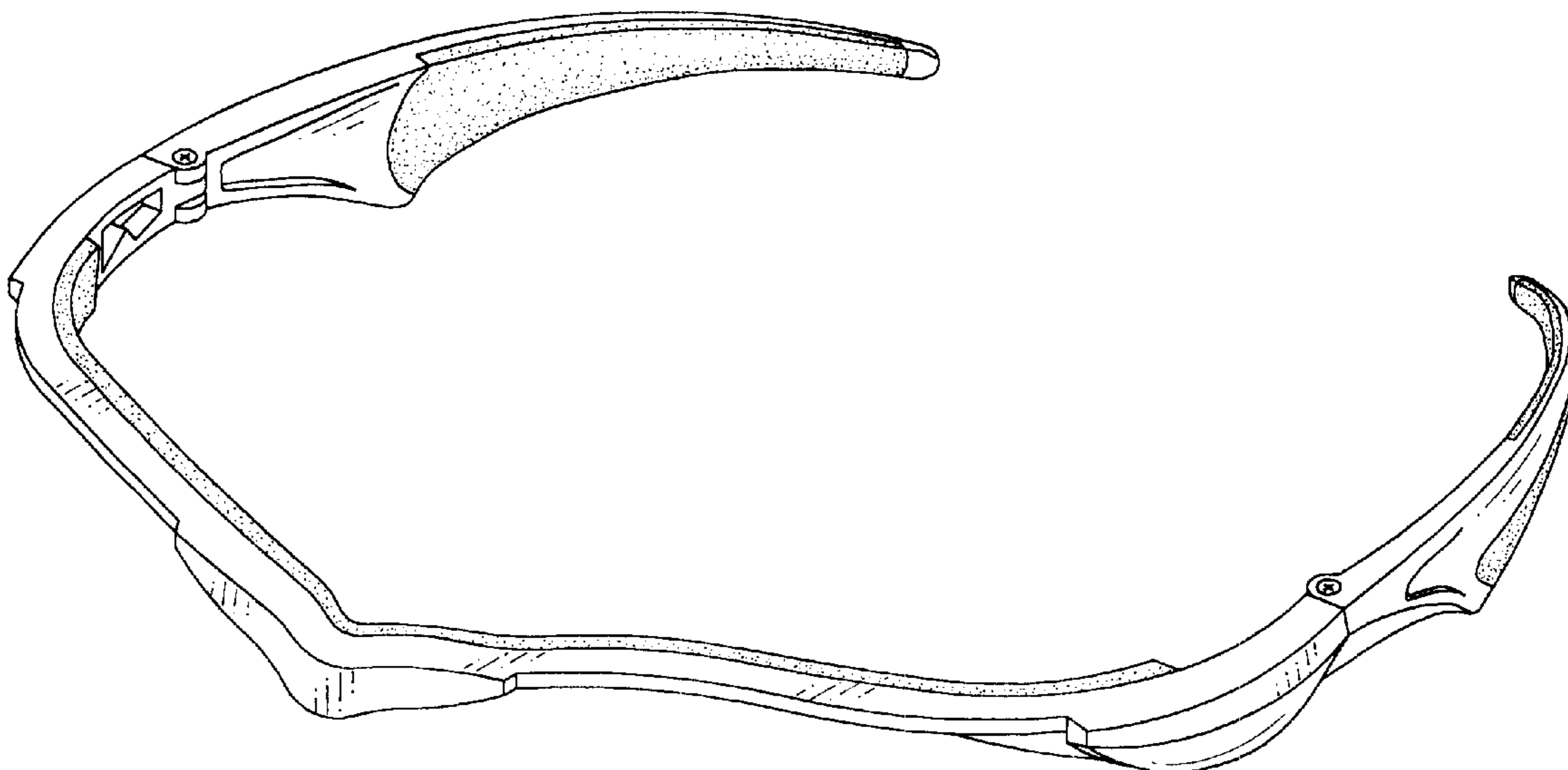
FIG. 4 is a left elevational view thereof;

FIG. 5 is a right elevational view thereof;

FIG. 6 is a top plan view thereof; and,

FIG. 7 is a bottom plan view thereof.

1 Claim, 4 Drawing Sheets



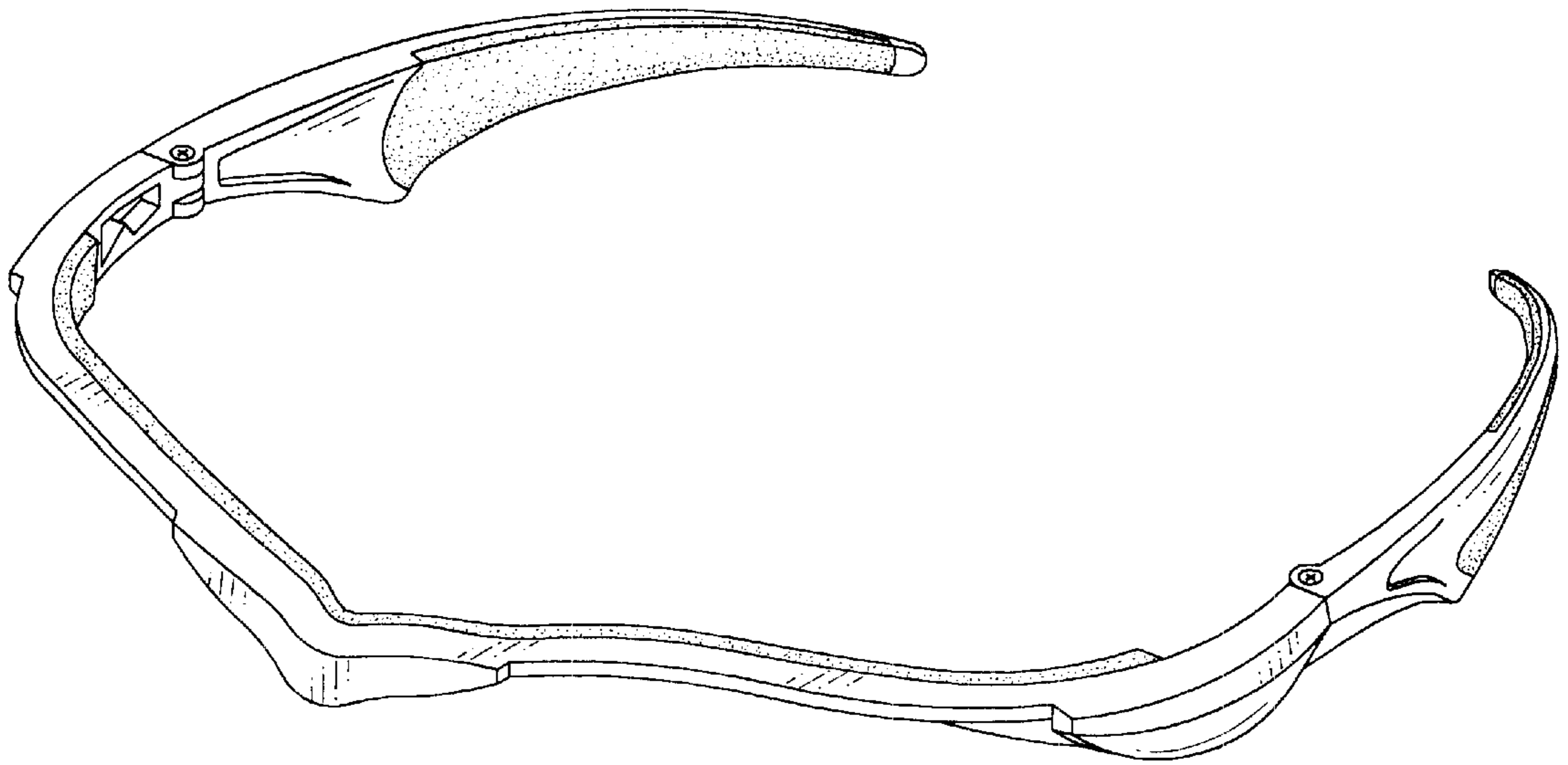


FIG. 1

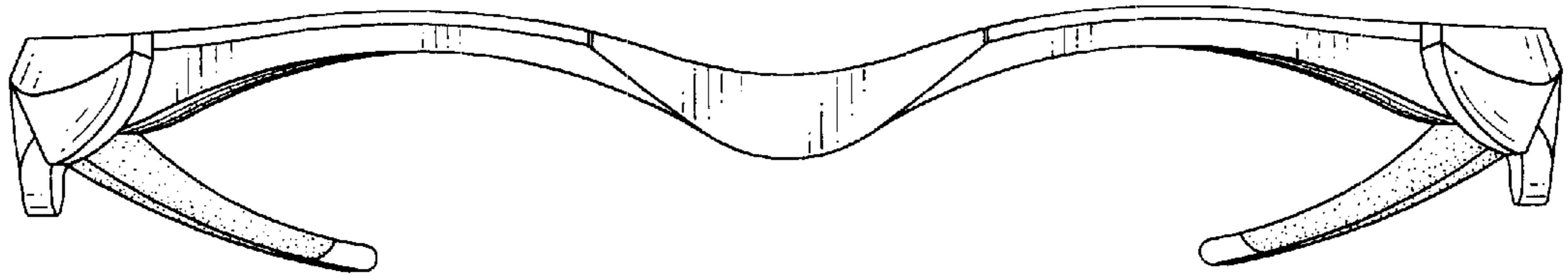


FIG. 2

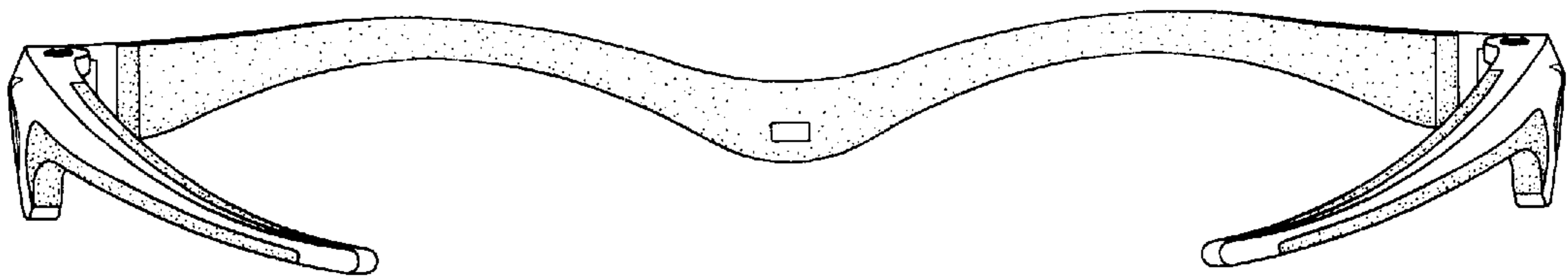


FIG. 3




FIG. 4



FIG. 5

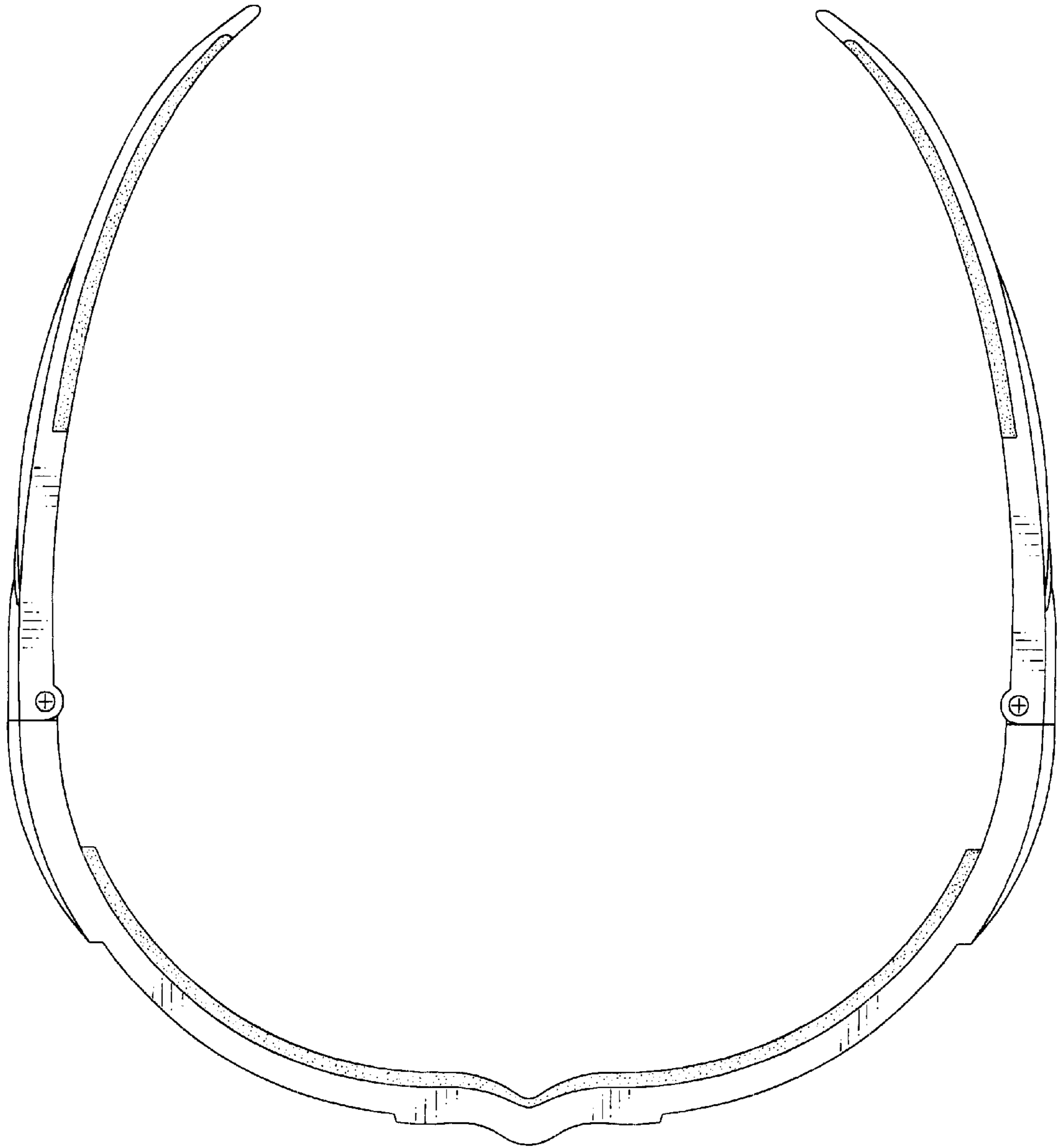


FIG.6




FIG.7