



US00D478106S

(12) **United States Design Patent** (10) **Patent No.:** **US D478,106 S**
Morton et al. (45) **Date of Patent:** **** Aug. 5, 2003**

(54) **HOLE SAW**
(75) Inventors: **Lane M. Morton**, Greensboro, NC
(US); **Noah Martin**, Springfield, MA
(US)
(73) Assignee: **South Deerfield Industries, Inc.**,
Deerfield, MA (US)
(**) Term: **14 Years**
(21) Appl. No.: **29/165,000**
(22) Filed: **Aug. 2, 2002**
(51) **LOC (7) Cl.** **15-09**
(52) **U.S. Cl.** **D15/139**
(58) **Field of Search** D15/139; 408/200-225

5,035,550 A * 7/1991 Ajimi 408/204
5,061,126 A * 10/1991 Cain et al. 408/206
5,096,341 A 3/1992 Despres 408/68
5,171,111 A 12/1992 Kishimoto 408/67
5,205,685 A 4/1993 Herbert 408/204
5,226,762 A 7/1993 Ecker 408/204
5,352,071 A 10/1994 Cochran et al. 408/204
5,413,437 A 5/1995 Bristow 408/1 R
5,435,672 A 7/1995 Hall et al. 408/68
5,492,021 A 2/1996 Bourgeois et al. 73/864.45
5,651,646 A 7/1997 Banke et al. 408/204
5,658,102 A 8/1997 Gale 408/1 R
D391,974 S 3/1998 Brutscher D15/139
D392,297 S 3/1998 Brutscher D15/139
5,743,682 A 4/1998 Chaney, Sr. 408/79
5,803,677 A 9/1998 Brutscher et al. 408/204
5,803,678 A 9/1998 Korb et al. 408/206

(List continued on next page.)

(56) **References Cited**

U.S. PATENT DOCUMENTS

1,231,551 A * 7/1917 Alexander
3,648,508 A * 3/1972 Hougen 72/325
3,672,785 A * 6/1972 Byrne 408/206
3,758,221 A * 9/1973 Meshulam 408/204
3,784,316 A * 1/1974 Bittern 408/204
3,848,687 A * 11/1974 Funakubo 175/394
3,880,546 A * 4/1975 Segal 408/204
3,973,862 A * 8/1976 Segal 408/204
3,976,387 A * 8/1976 Segal 408/204
4,072,441 A * 2/1978 LaPointe 408/204
4,077,737 A * 3/1978 Morse 408/206
4,148,593 A * 4/1979 Clark 408/204
4,203,692 A * 5/1980 Jensen 408/96
4,279,551 A * 7/1981 Wilterding 408/67
4,422,811 A * 12/1983 Ellison et al. 408/204
4,548,118 A * 10/1985 Brosch 83/522
D282,369 S 1/1986 de Villiers D15/139
4,579,486 A * 4/1986 Damico 408/204
4,652,185 A * 3/1987 Malrick 408/68
4,669,928 A * 6/1987 Mediavilla 408/68
4,741,651 A * 5/1988 Despres 408/209
4,755,087 A * 7/1988 Parent 408/68
D303,118 S 8/1989 Cox D15/139
5,007,777 A * 4/1991 Itokazu 408/67
5,035,548 A * 7/1991 Pidgeon 408/67

Primary Examiner—Antoine Duval Davis
(74) *Attorney, Agent, or Firm*—Larry R. Meenan

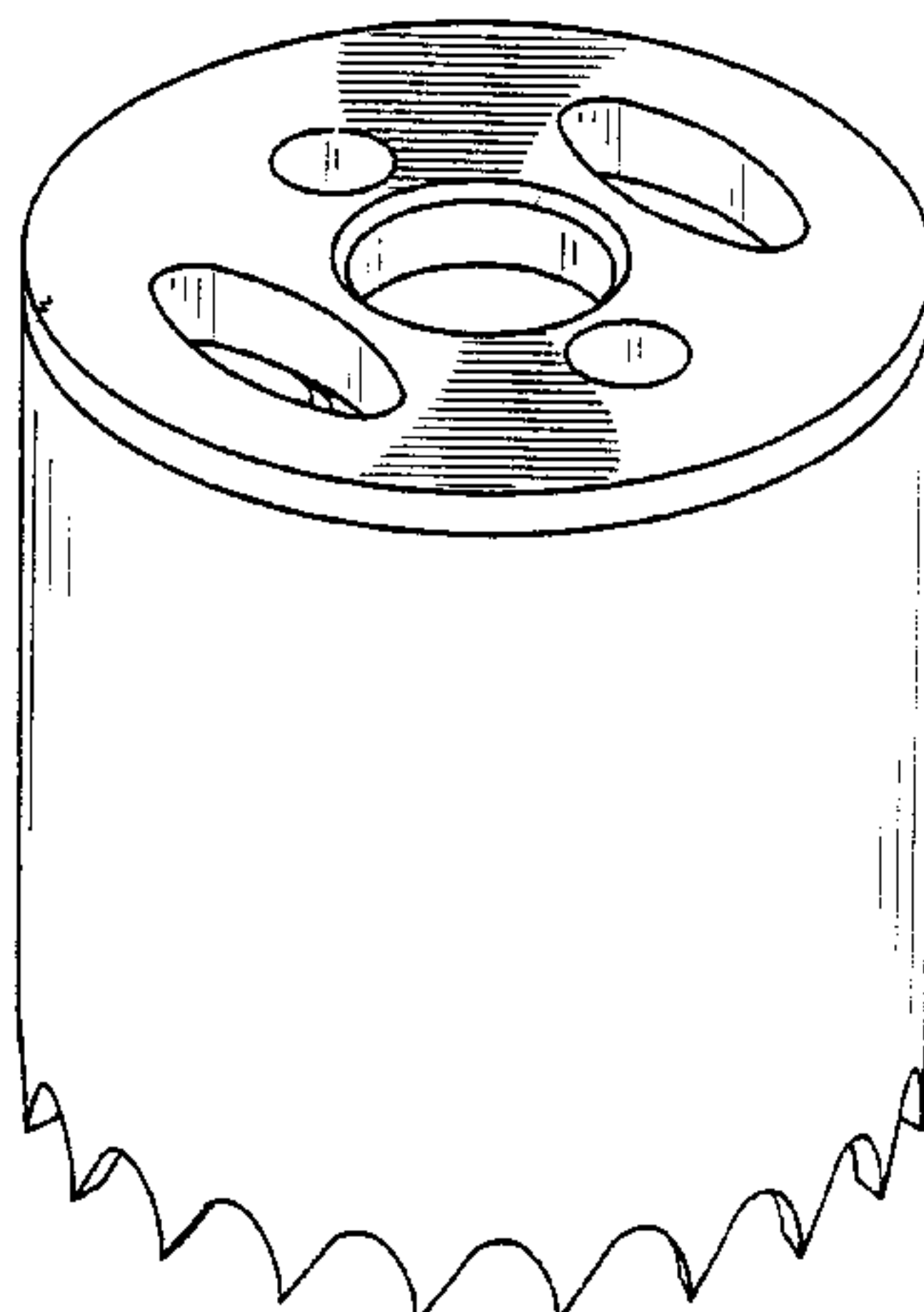
(57) **CLAIM**

The ornamental design for a hole saw, as shown.

DESCRIPTION

FIG. 1 is a side elevational view of a hole saw of the present design;
FIG. 2 is a top view of the hole saw of the present design;
FIG. 3 is a bottom view of the hole saw of the present design;
FIG. 4 is a side elevational view of the hole saw of the present design; taken from the left of the FIG. 1;
FIG. 5 is a side elevational view of the hole saw of the present design, taken from the right of FIG. 1;
FIG. 6 is a side elevational view of the hole saw of the present design, opposite side that shown in FIG. 1;
FIG. 7 is a perspective view of the hole saw of the present design; and,
FIG. 8 is a perspective view of the hole saw of the present design.

1 Claim, 2 Drawing Sheets



US D478,106 S

Page 2

U.S. PATENT DOCUMENTS

5,816,752 A	10/1998	Benjamin	408/68	6,341,925 B1 *	1/2002	Despres	408/204
5,820,315 A	10/1998	Collard	408/80	6,378,629 B1	4/2002	Baird	175/75
5,904,454 A	5/1999	Washer	408/67	6,409,436 B1	6/2002	Despres	408/68
5,934,845 A *	8/1999	Frey	408/204 X	6,409,437 B1	6/2002	Metzger	408/80
6,065,909 A	5/2000	Cook	408/206	6,412,578 B1	7/2002	Baird	175/75
D438,219 S	2/2001	Brutscher	D15/139	2002/0020562 A1 *	2/2002	Baird		
6,305,885 B1	10/2001	Linthicum	408/1 R	2002/0037201 A1 *	3/2002	Despres		

* cited by examiner

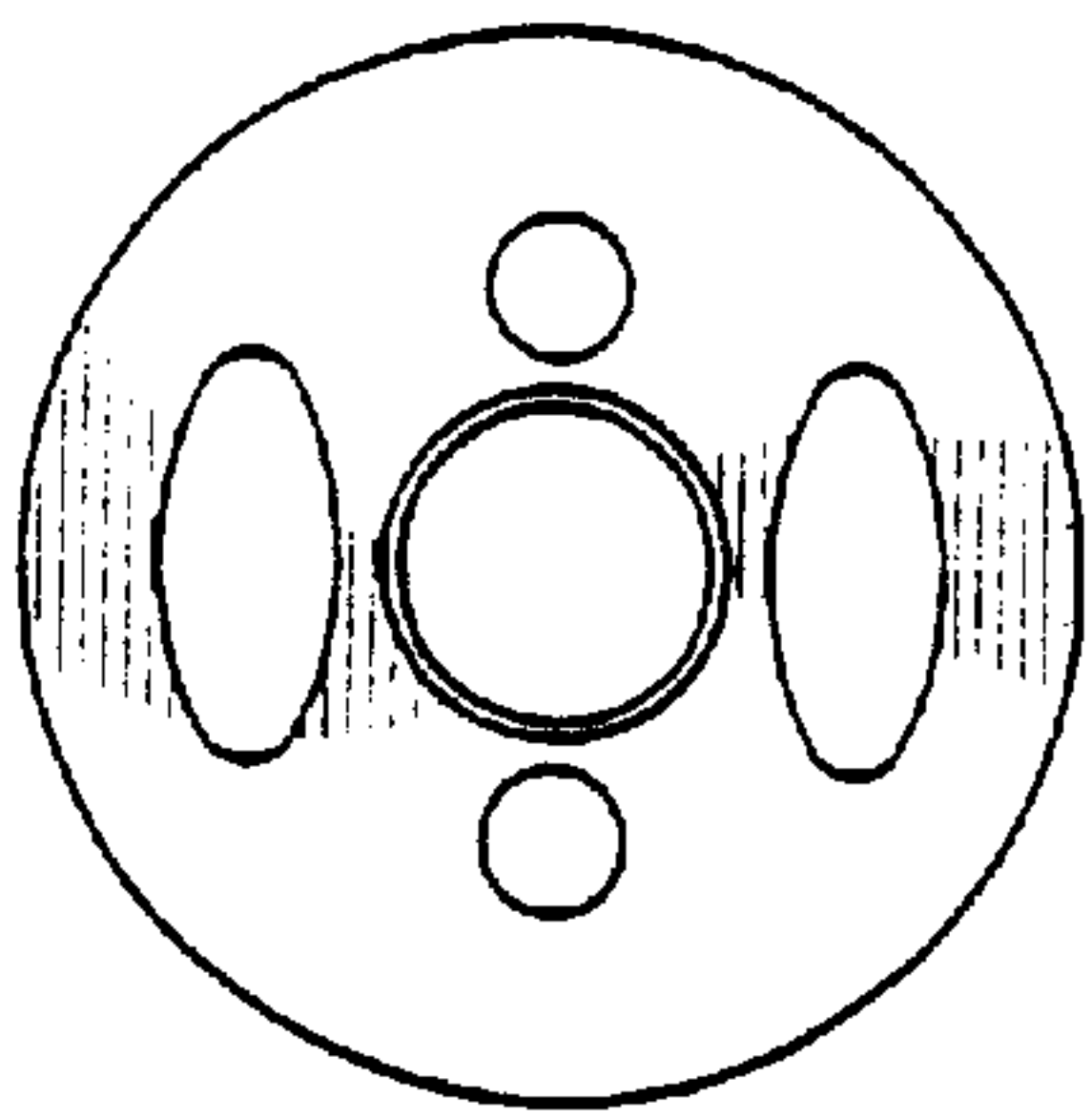


FIG. 2

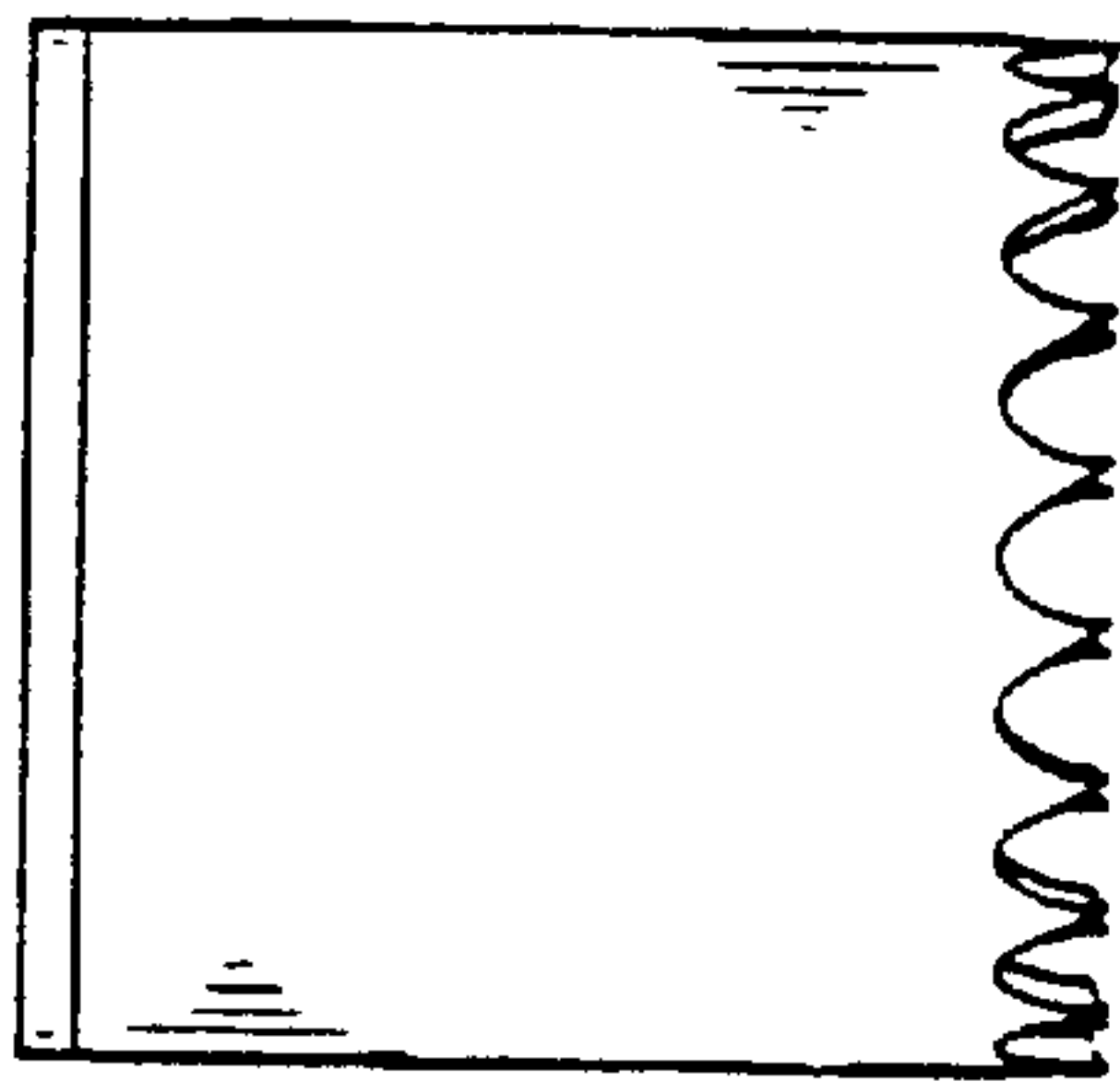


FIG. 4

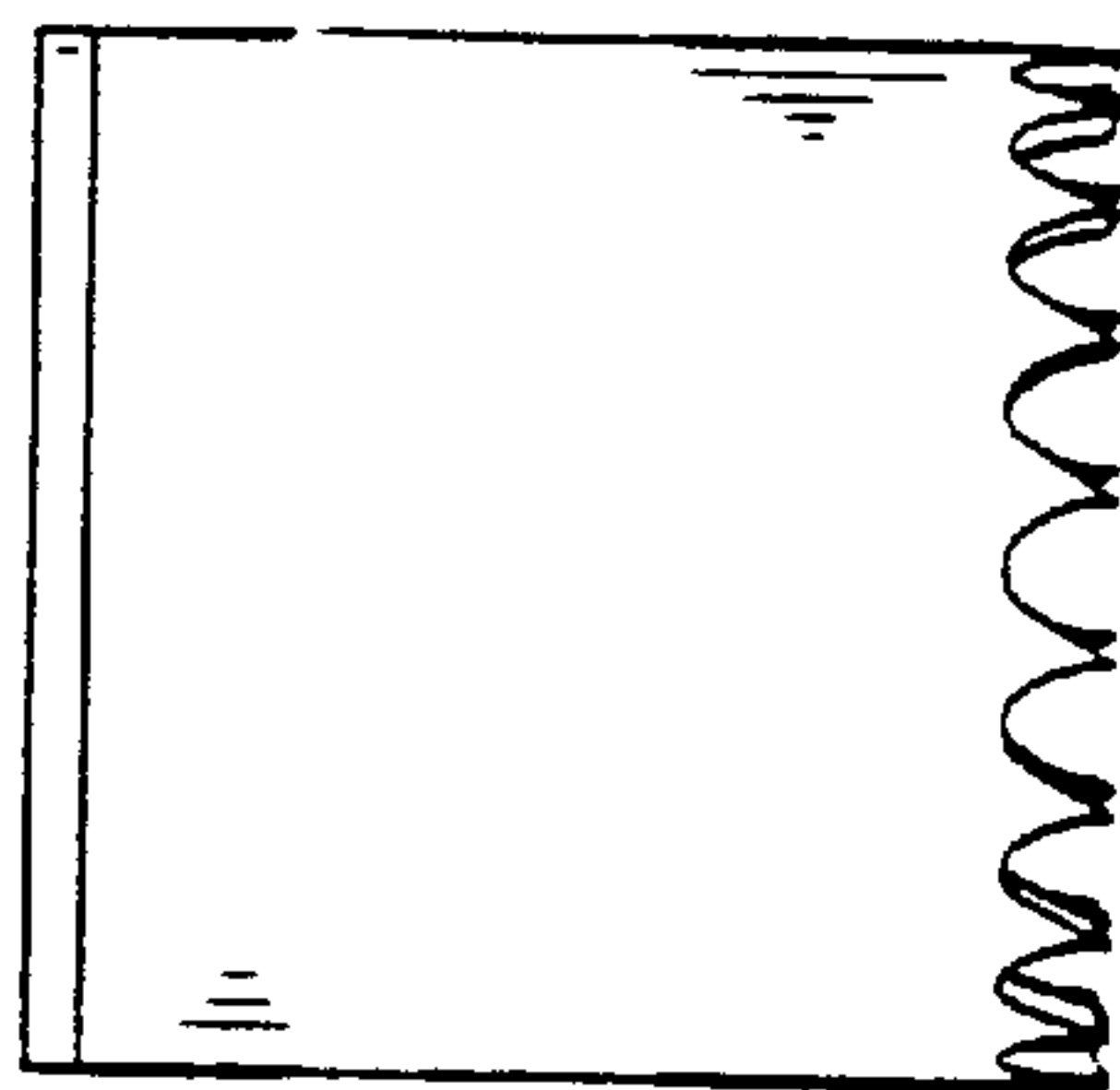


FIG. 1

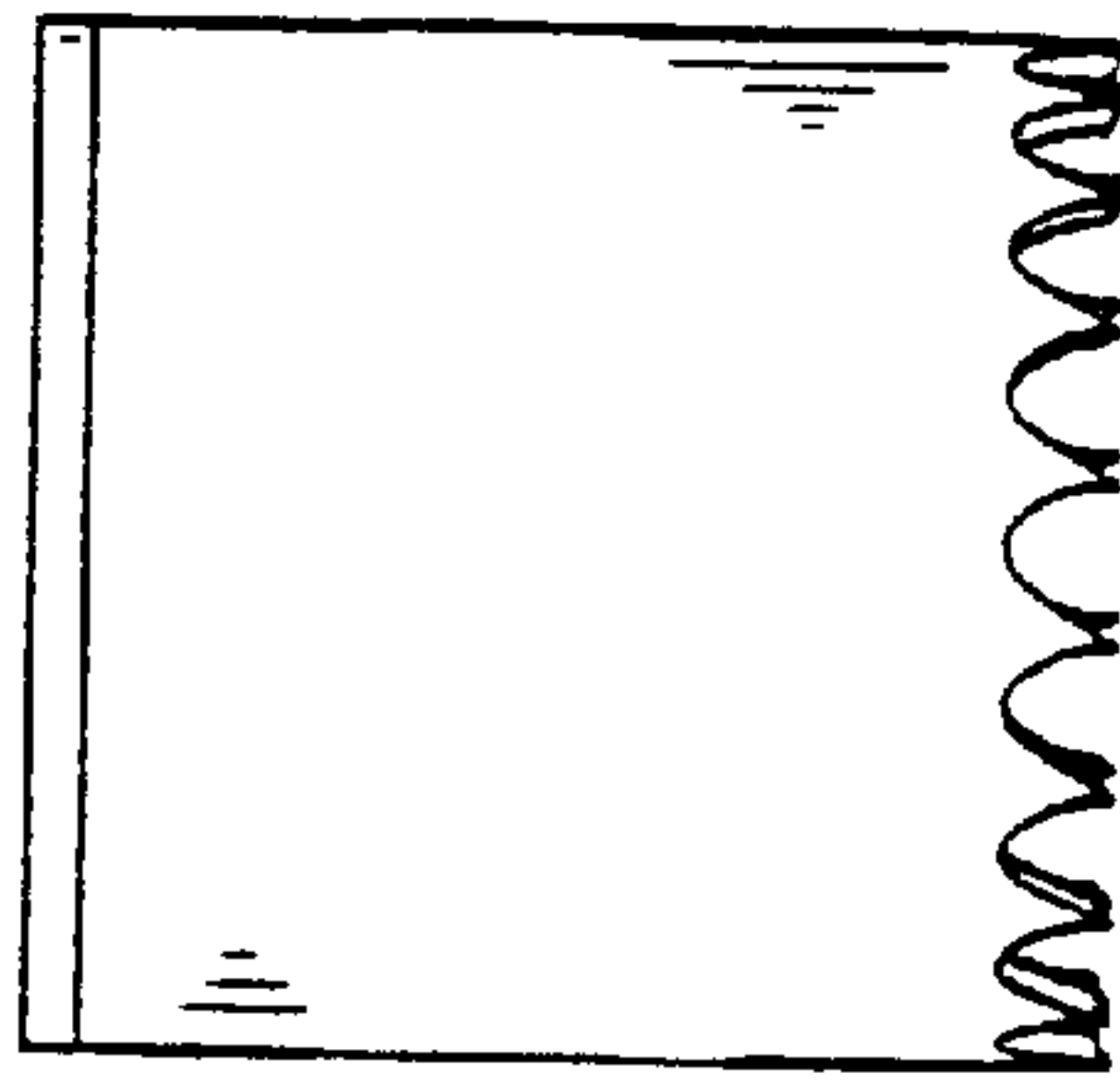


FIG. 5




FIG. 6

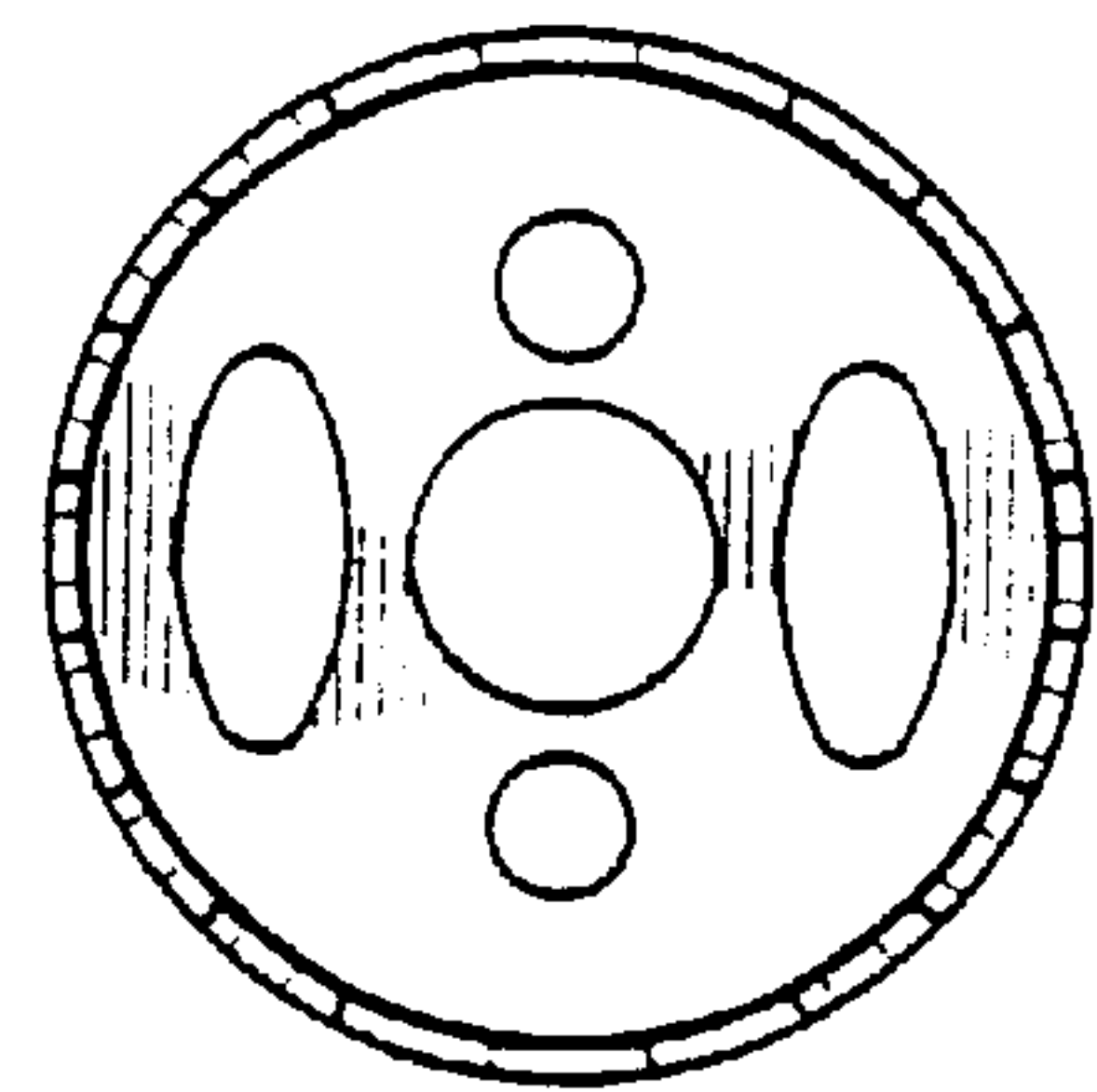


FIG. 3

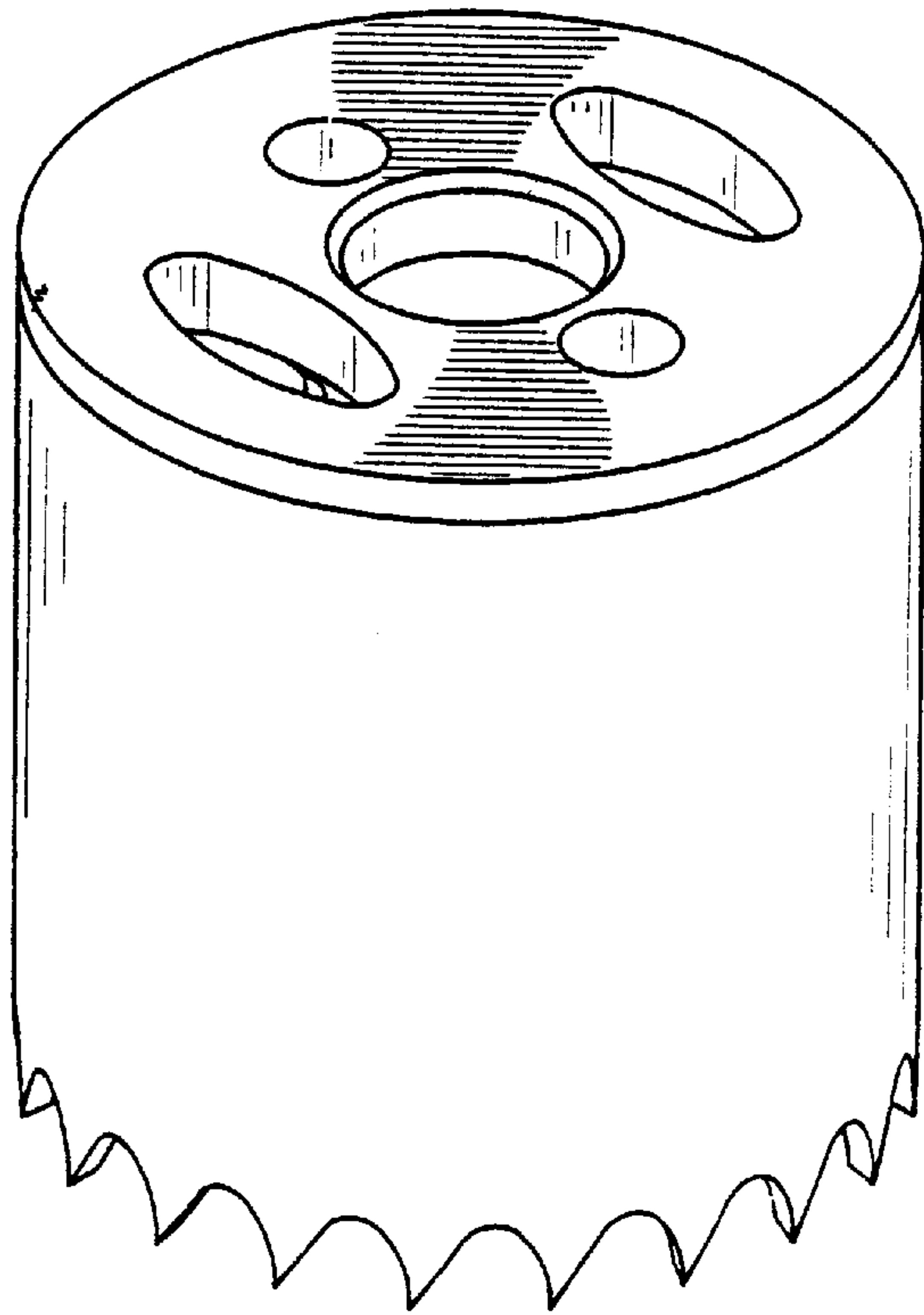


FIG. 7

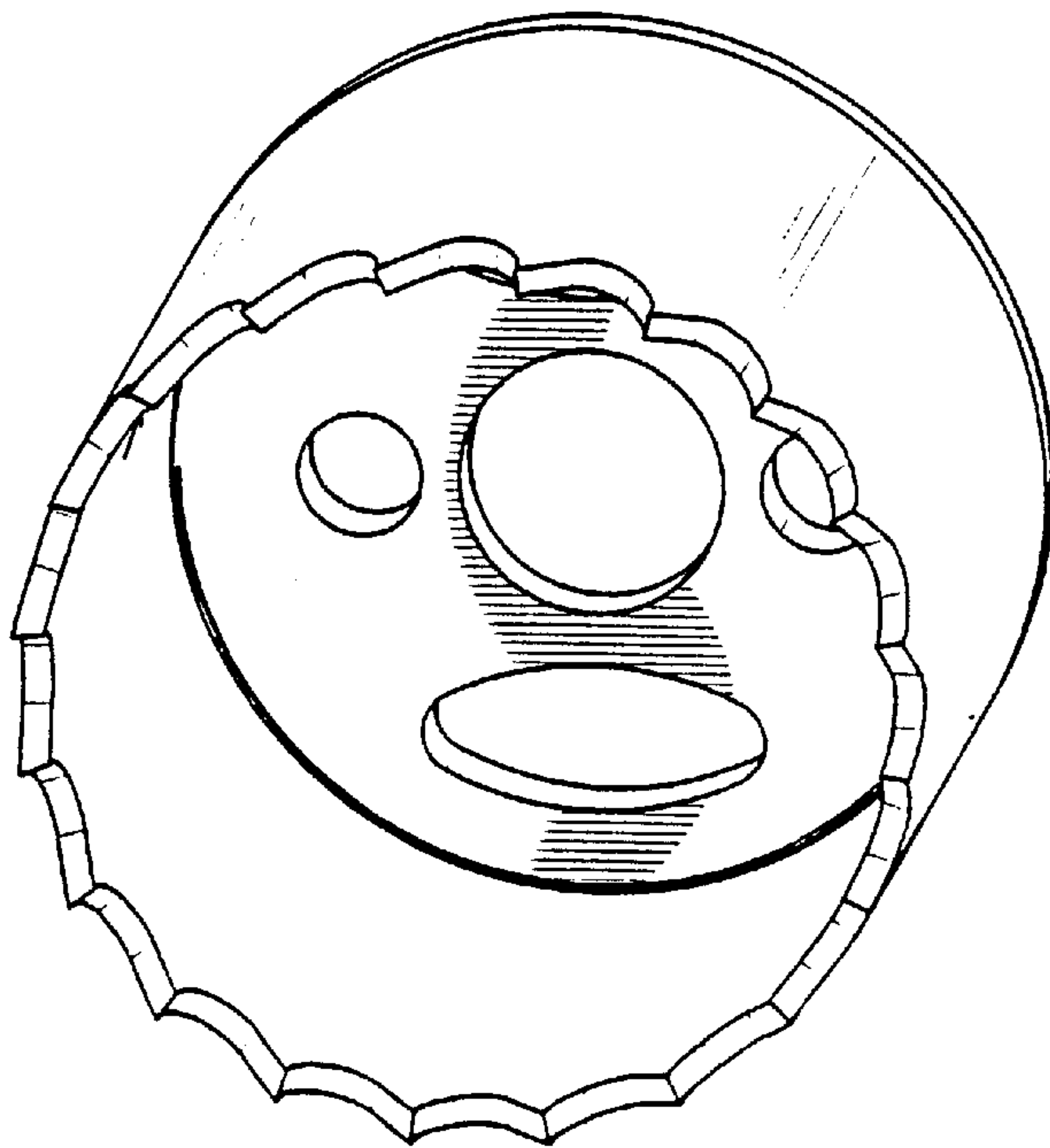


FIG. 8