



US00D478091S

(12) **United States Design Patent** (10) **Patent No.:** **US D478,091 S**  
**Han et al.** (45) **Date of Patent:** **\*\* Aug. 5, 2003**

(54) **SURFACE ORNAMENTATION FOR A HANDHELD COMPUTER OR A COMPUTER-GENERATED ICON FOR A HANDHELD COMPUTER**

(75) Inventors: **Amy A. Han**, Palo Alto, CA (US); **Elisha A. Tal**, Macabim (IL); **Traci A. Neist**, Palo Alto, CA (US); **Robert G. Twiss**, Portola Valley, CA (US)

(73) Assignee: **Palm, Inc.**, Santa Clara, CA (US)

(\*\*) Term: **14 Years**

(21) Appl. No.: **29/116,904**

(22) Filed: **Jan. 12, 2000**

(51) **LOC (7) Cl.** ..... **14-02**

(52) **U.S. Cl.** ..... **D14/489**

(58) **Field of Search** ..... D14/485-95; D18/24-33; D19/6; D20/11; D21/324-33; 345/326, 339-58

(56) **References Cited**

**U.S. PATENT DOCUMENTS**

- D386,477 S \* 11/1997 Thomas
- D388,419 S \* 12/1997 Polson et al.
- D405,775 S \* 2/1999 Newton et al.
- D421,251 S \* 2/2000 Haitani et al.
- D436,598 S \* 1/2001 King et al.

**OTHER PUBLICATIONS**

Note Pad button, World Atlas user's guide, Software Tool-work, p. 20, 1991.\*  
Symbol Sourcebook, Henry Dreyfuss, Van Nostrand Reinhold Co., stop image, p. 62, 1972.\*

\* cited by examiner

*Primary Examiner*—M. H. Tung  
(74) *Attorney, Agent, or Firm*—Van Mahamedi; Hickman Palermo Truong & Becker LLP

(57) **CLAIM**

The ornamental design of a surface ornamentation for a handheld computer or a computer-generated icon for a handheld computer, as shown and described.

**DESCRIPTION**

FIG. 1 is a front view of a surface ornamentation for a handheld computer and a computer-generated icon for a handheld computer of the invention, on a greatly enlarged scale, the surface ornamentation or icon is shown separately for clarity of illustration;

FIG. 2 is a front view thereof, the surface ornamentation is shown on a button or actuation key of a handheld computer, the broken line drawing of a button or actuation key of a handheld computer is shown for illustrative purposes only and forms no part of the claimed design;

FIG. 3 is a front view thereof, on an enlarged scale, the surface ornamentation or icon is shown on the display portion of a handheld computer, the broken line drawing of the display portion of a handheld computer is shown for illustrative purposes only and forms no part of the claimed design;

FIG. 4 is a front view of an embodiment thereof, the surface ornamentation is shown on a button or actuation key of a handheld computer and a handheld computer, the broken line drawing of a button or actuation key of a handheld computer is shown for illustrative purposes only and forms no part of the claimed design; and,

FIG. 5 is a front view thereof, on an enlarged scale, the icon is shown on the display portion of a handheld computer, the broken line drawing of the display portion of a handheld computer is shown for illustrative purposes only and forms no part of the claimed design.

**1 Claim, 1 Drawing Sheet**





FIG. 1



FIG. 2

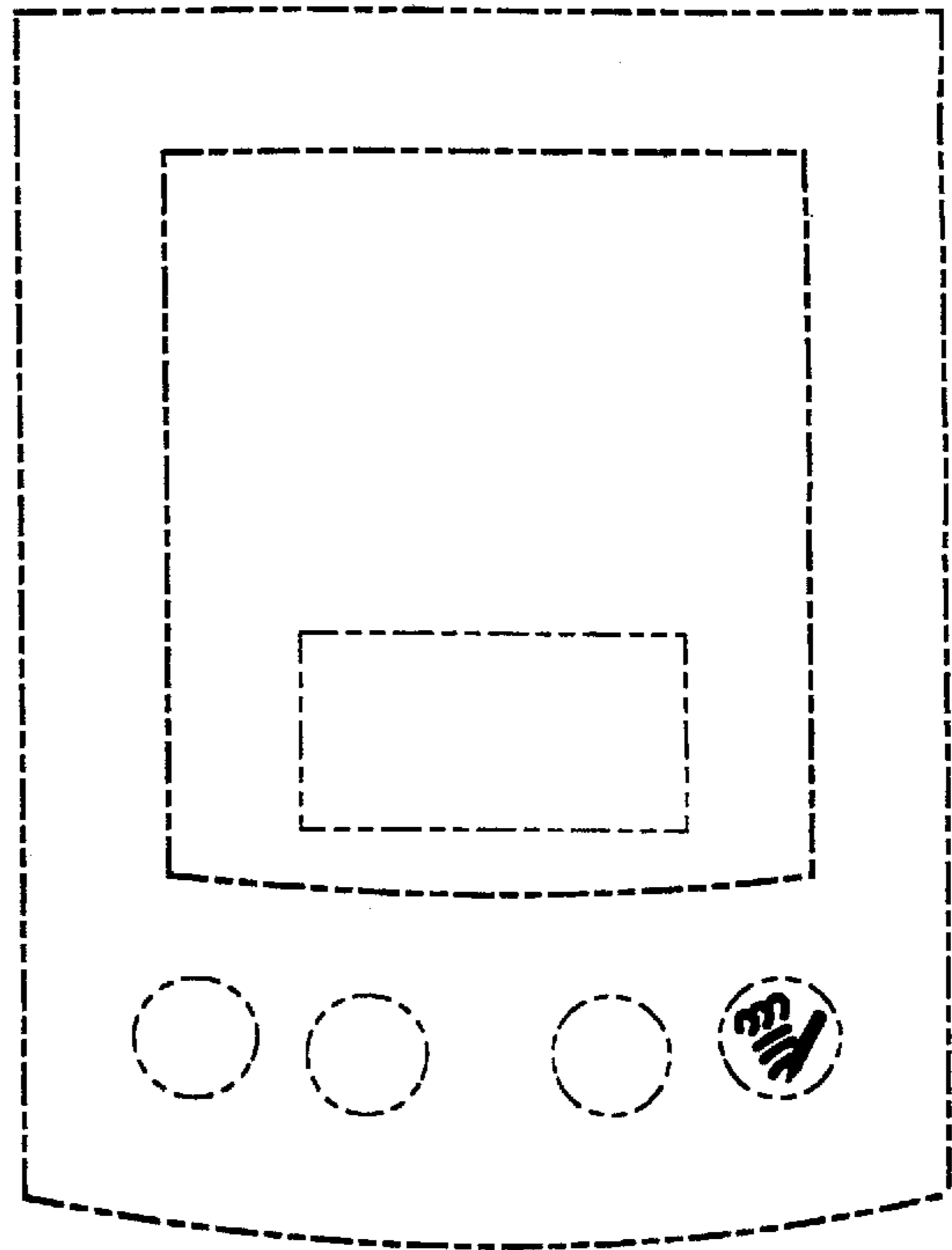


FIG. 4

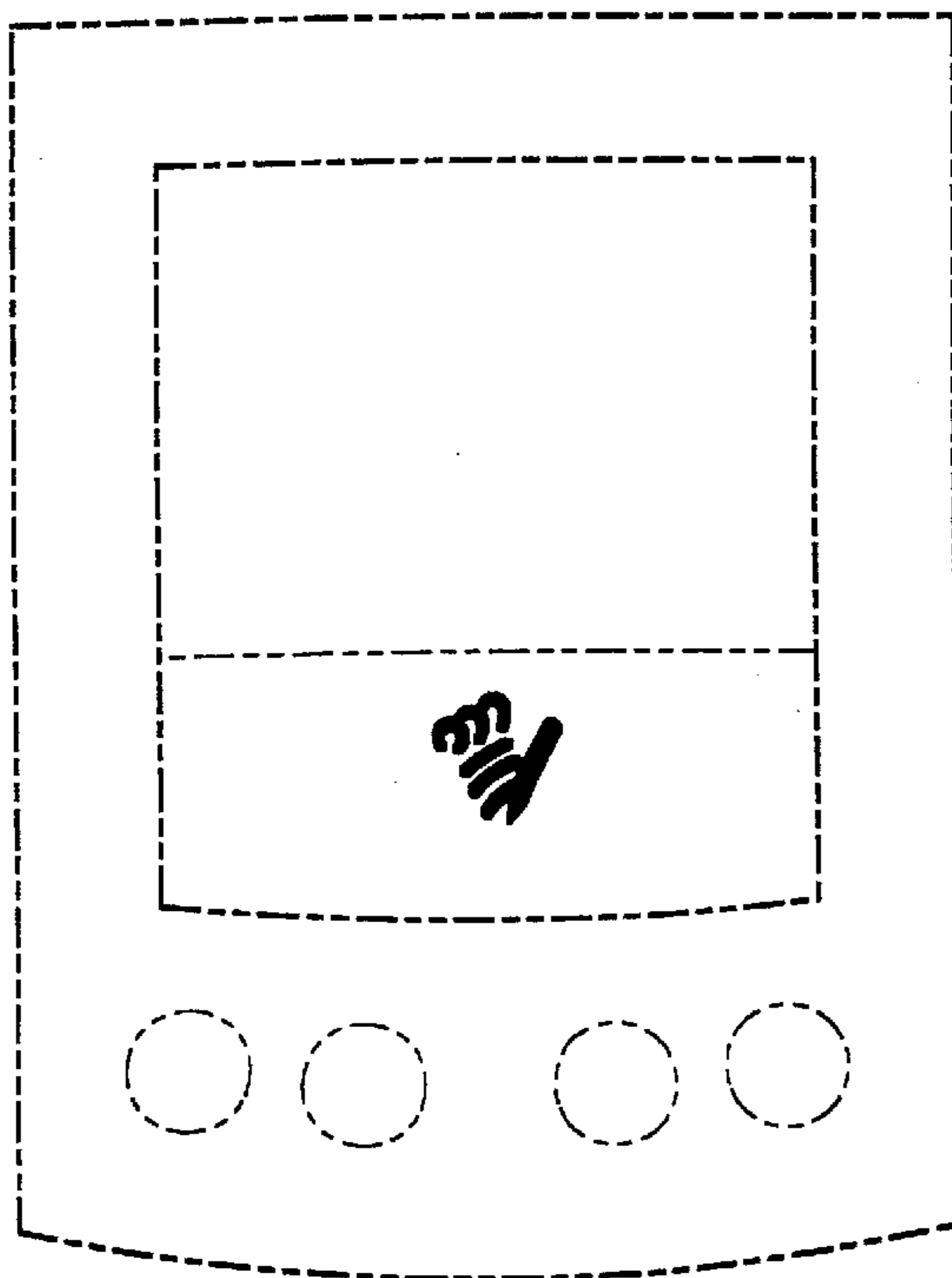


FIG. 3

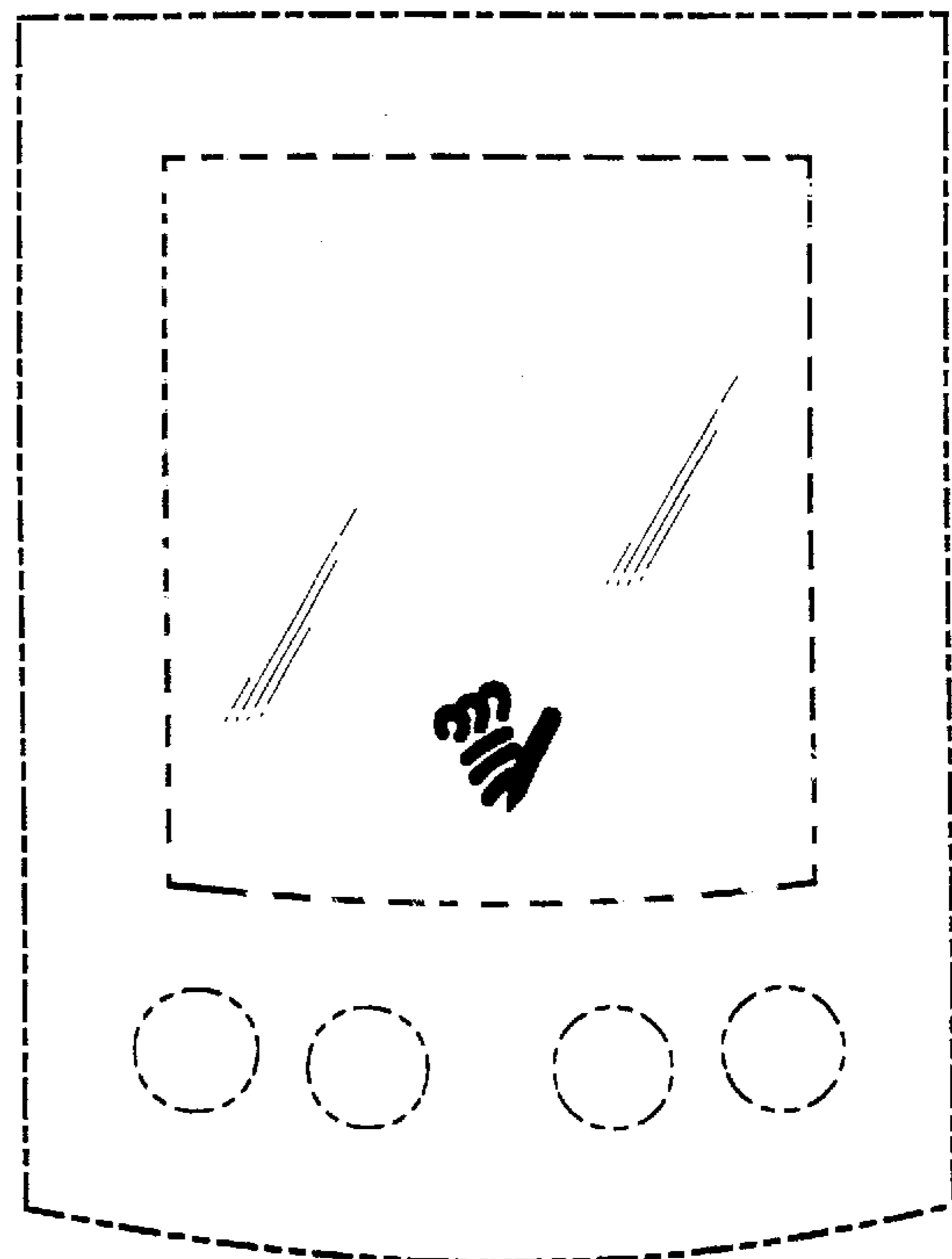


FIG. 5