



US00D478072S

(12) **United States Design Patent**
Chow et al.

(10) **Patent No.: US D478,072 S**

(45) **Date of Patent: ** Aug. 5, 2003**

(54) **TELESCOPING HANDS-FREE ADAPTER
FOR CELLULAR PHONE**

(76) Inventors: **Steven Chow**, 24 Carriage Dr.,
Piscataway, NJ (US) 08854; **Amanda
Chow**, 24 Carriage Dr., Piscataway, NJ
(US) 08854

(**) Term: **14 Years**

(21) Appl. No.: **29/155,706**

(22) Filed: **Feb. 15, 2002**

(51) **LOC (7) Cl. 14-03**

(52) **U.S. Cl. D14/253**

(58) **Field of Search** D14/137, 138,
D14/148, 147, 149-151, 140, 142, 240,
457, 251-253, 447, 206, 223, 205; 379/426,
449, 450, 419, 420.01-420.04, 428.01-428.04,
440, 454, 455, 446, 430; 455/550-575,
90; 381/370, 374, 376-379; D3/218

(56) **References Cited**

U.S. PATENT DOCUMENTS

2,237,752	A	*	4/1941	Clarke	379/430
2,481,387	A	*	9/1949	Bonecutter	379/446
2,598,928	A	*	6/1952	McCorkell	379/446
3,225,147	A	*	12/1965	Dollinger	379/449
4,048,453	A	*	9/1977	Seidel	379/430
4,121,061	A	*	10/1978	Donaldson	379/430
4,881,256	A	*	11/1989	Malekos	379/449
D327,268	S	*	6/1992	Anstin	D14/192
5,177,784	A		1/1993	Hu et al.		
D333,306	S	*	2/1993	Ferraro	D14/251
D353,821	S	*	12/1994	Hammer et al.	D14/253
5,407,113	A	*	4/1995	Golliher	224/181
D365,559	S	*	12/1995	Fathi	D14/142
D377,020	S	*	12/1996	Bungardt et al.	D14/205

5,706,345	A		1/1998	Allen		
5,828,749	A	*	10/1998	Brodskiy	379/430
D402,294	S	*	12/1998	Slaphey	D14/253
6,038,312	A	*	3/2000	Bromley	379/430
D449,038	S	*	10/2001	Andreini et al.	D14/223

FOREIGN PATENT DOCUMENTS

DE	4005783	A	*	9/1991
DE	29915036	U	*	2/2000
JP	62047250	A	*	2/1987
JP	09093321	A	*	4/1997
JP	10178474	A	*	6/1998
JP	2000216867	A	*	8/2000

* cited by examiner

Primary Examiner—Jeffrey Asch

(74) *Attorney, Agent, or Firm*—Donald R. Schoonover

(57) **CLAIM**

I claim the ornamental design for a telescoping hands-free adapter for cellular phone, as shown and described.

DESCRIPTION

FIG. 1 is a perspective view of a telescoping hands-free adapter for cellular phone embodying the design of the present invention.

FIG. 2 is a front elevational view thereof showing the telescoping hands-free adapter for cellular phone;

FIG. 3 is a left side elevational view thereof;

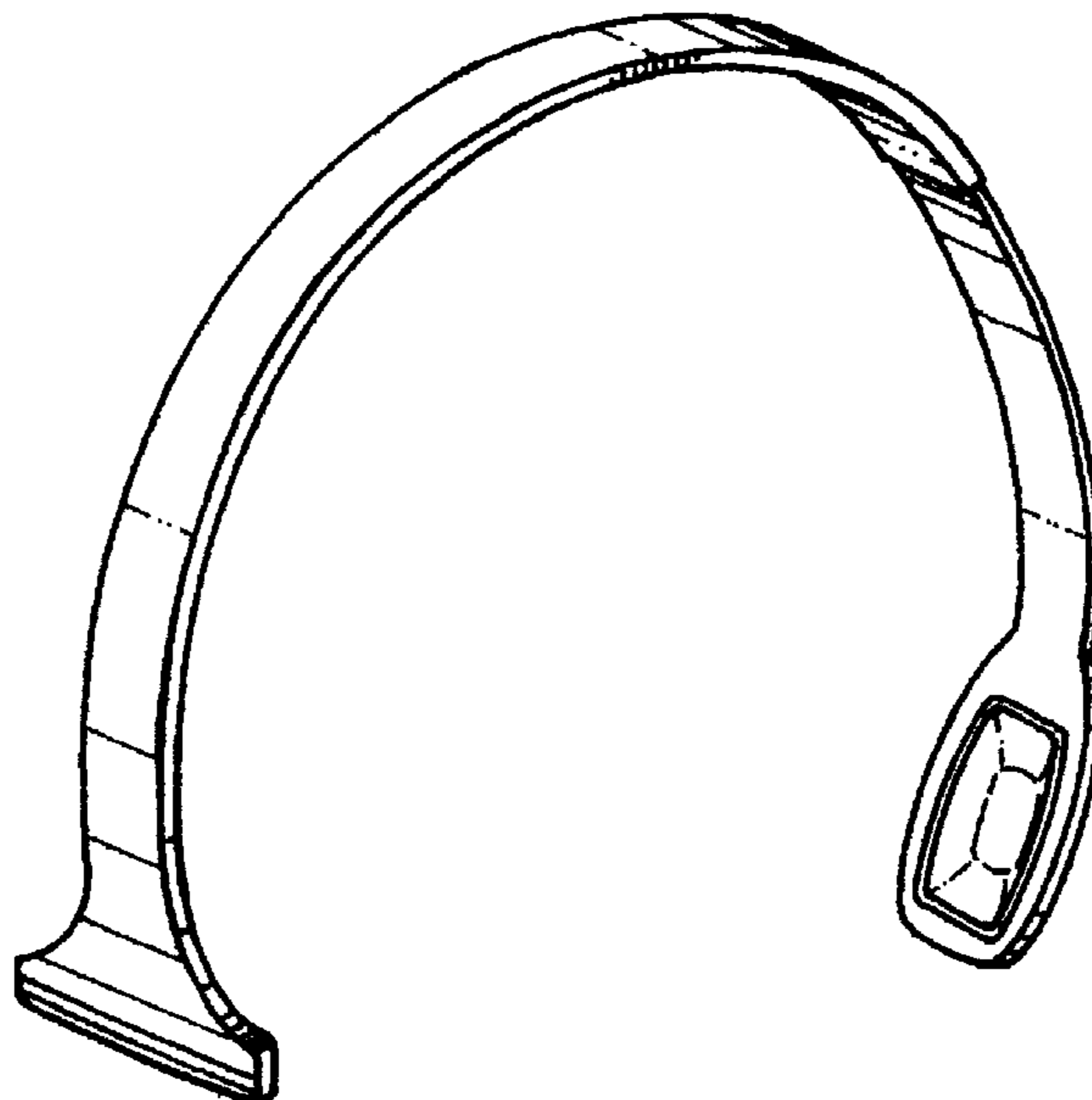
FIG. 4 is a right side elevational view thereof;

FIG. 5 is a top plan view thereof; and,

FIG. 6 is a bottom plan view thereof.

The broken line showing of environmental structure is for illustrative purposes only and forms no part of the claimed design.

1 Claim, 3 Drawing Sheets



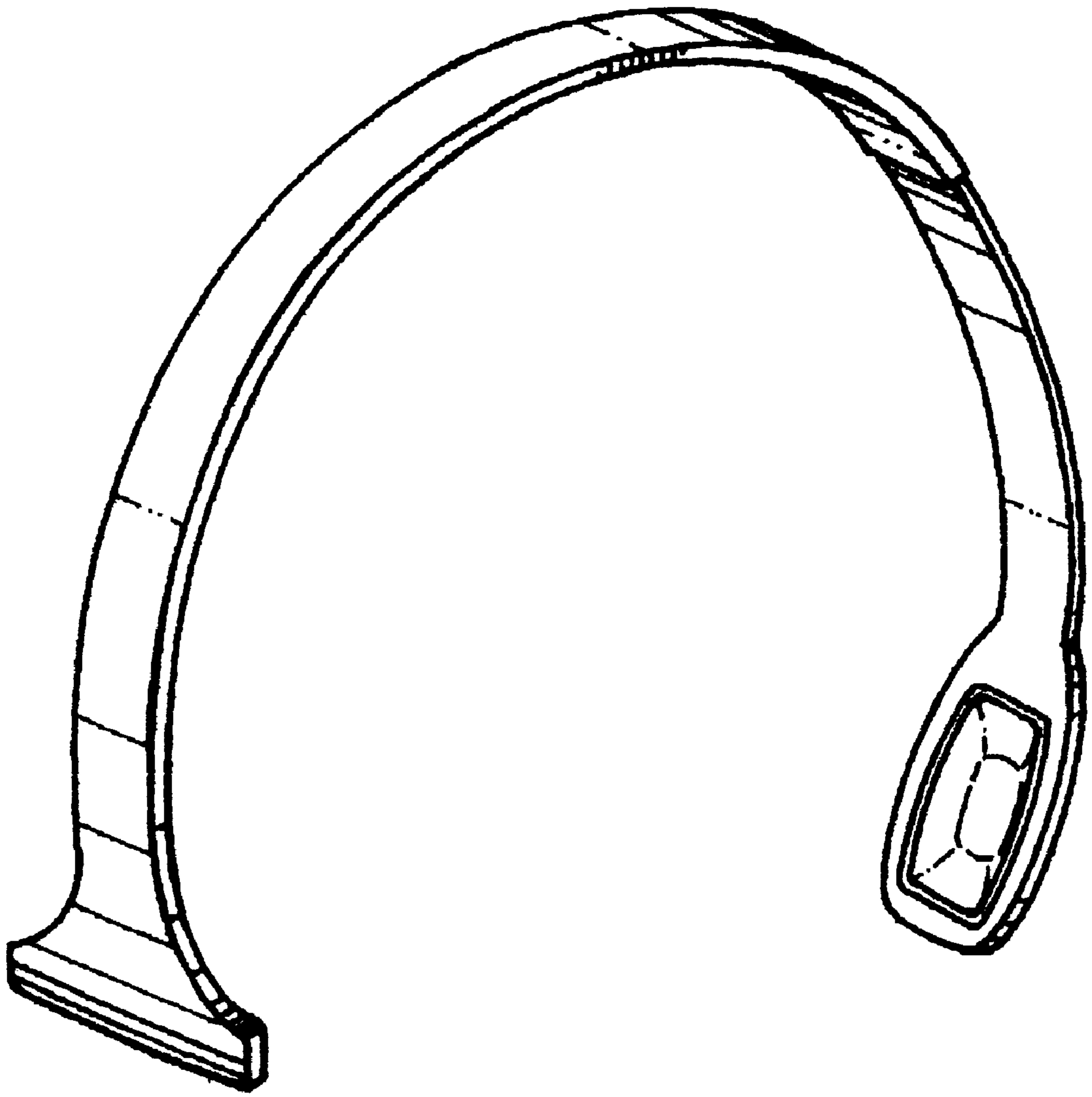


FIG. 1.

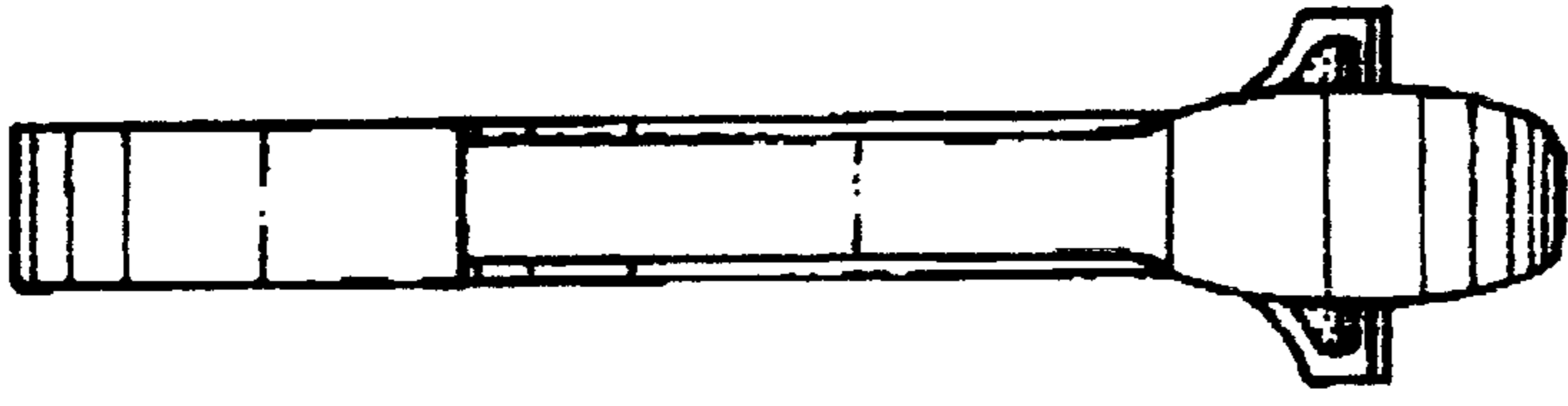


FIG. 3.

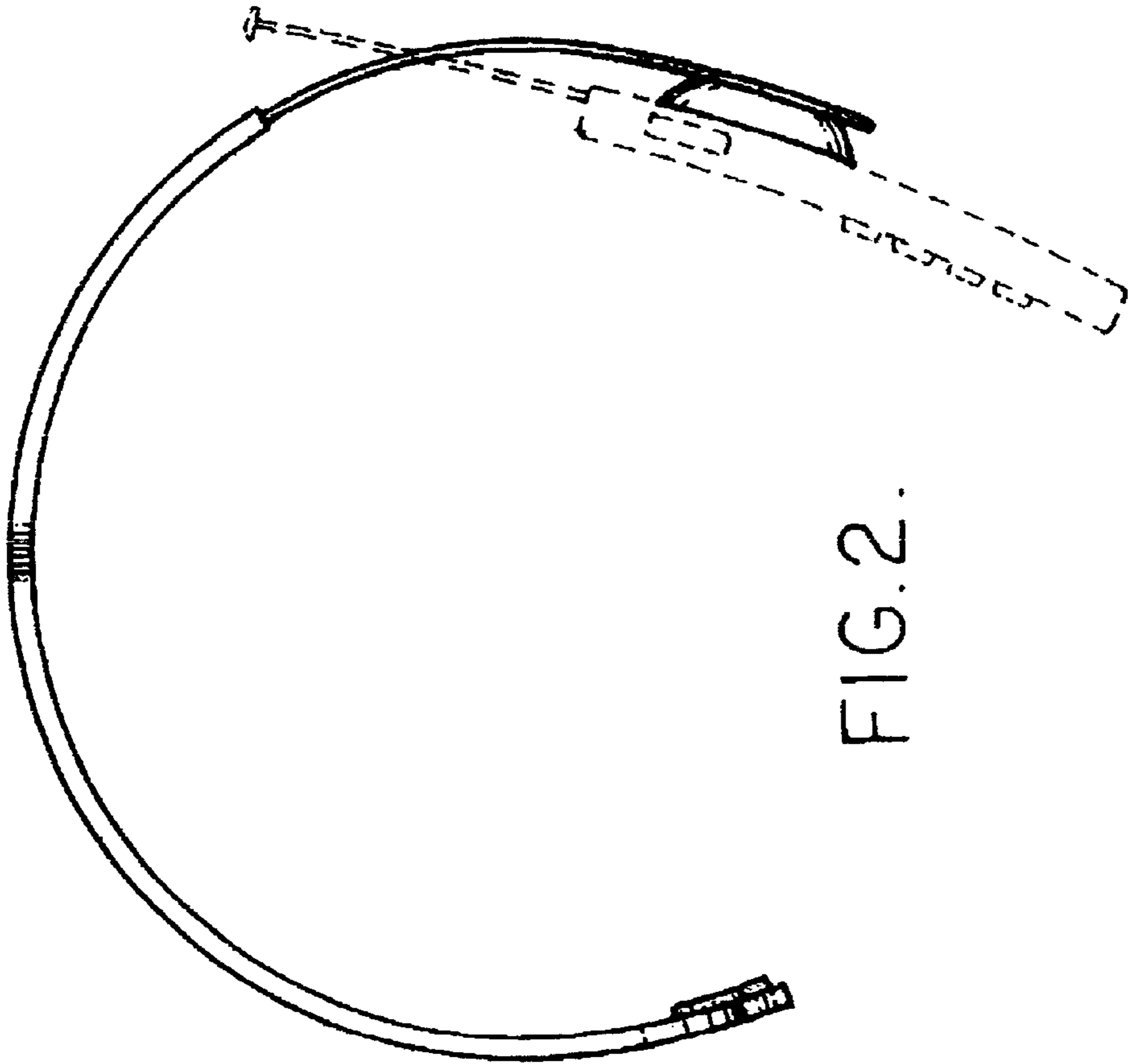


FIG. 2.

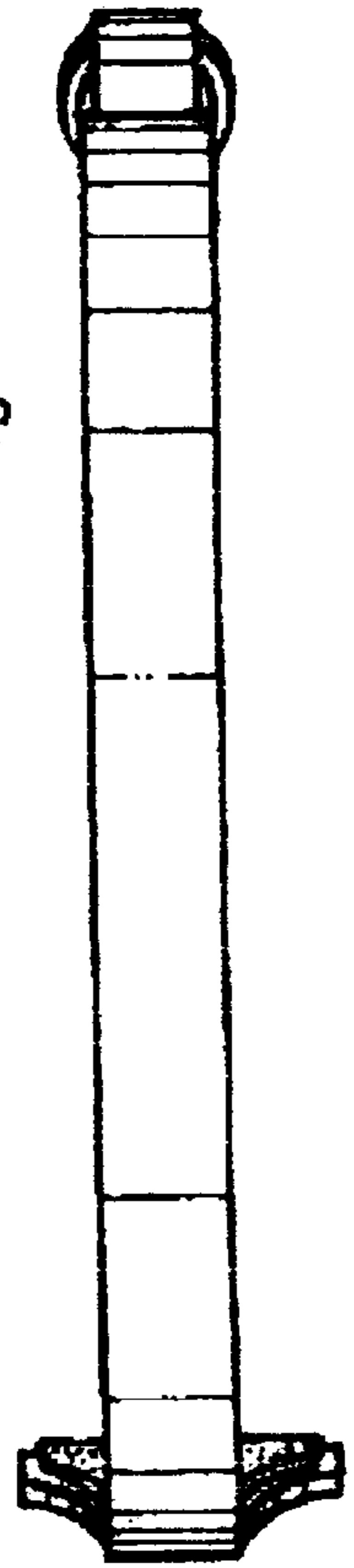


FIG. 5.

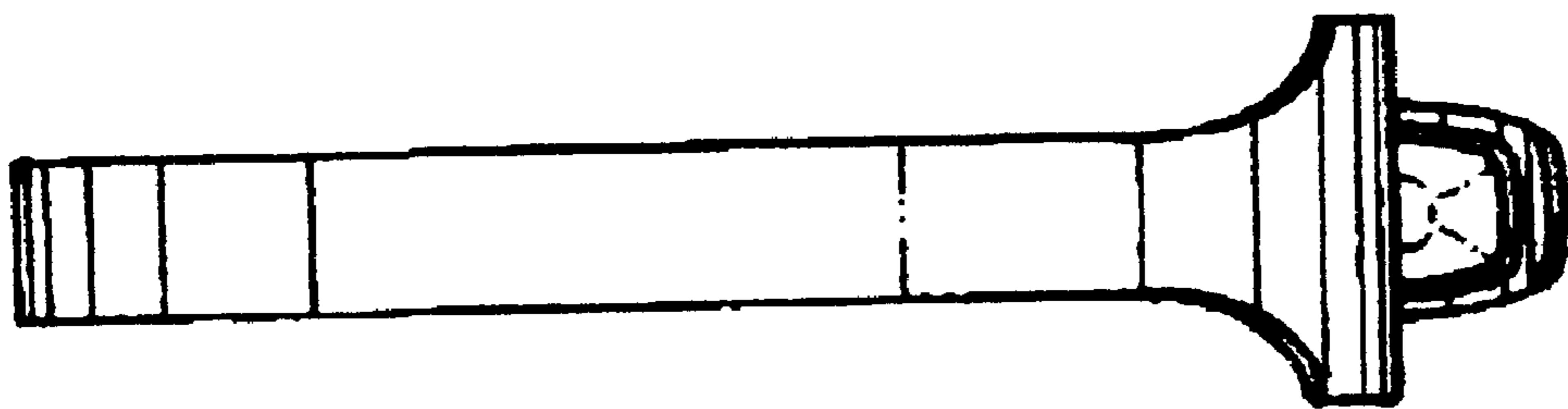


FIG. 4.

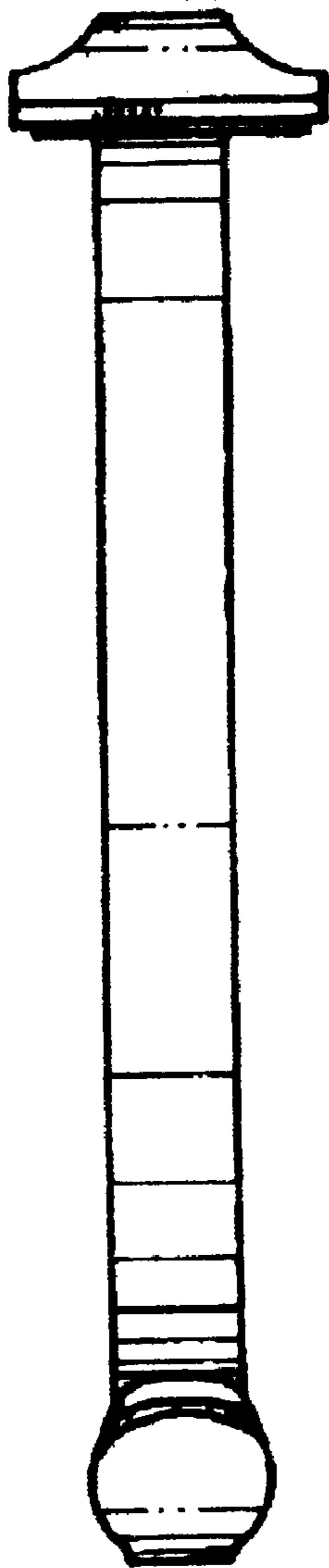


FIG. 6.