



US00D478065S

(12) **United States Design Patent**  
**Bolton et al.**

(10) **Patent No.:** **US D478,065 S**

(45) **Date of Patent:** **\*\* Aug. 5, 2003**

(54) **LOUDSPEAKER CABINET**

(75) Inventors: **Charlie Richard Bolton**, Eindhoven (NL); **Stephen Robert Heath**, Eindhoven (NL)

(73) Assignee: **Koninklijke Philips Electronics N. V.**, Eindhoven (NL)

(\*\*) Term: **14 Years**

(21) Appl. No.: **29/165,900**

(22) Filed: **Aug. 19, 2002**

(30) **Foreign Application Priority Data**

Mar. 5, 2002 (WO) ..... DMA/005 672

(51) **LOC (7) Cl.** ..... **14-01**

(52) **U.S. Cl.** ..... **D14/214**

(58) **Field of Search** ..... D14/204, 207, D14/209-216, 356; 181/143-145, 147-148, 150, 153, 157, 198-199; 381/300-302, 306, 333, 345, 361-364, 386-388

(56) **References Cited**

**U.S. PATENT DOCUMENTS**

D149,800 S \* 6/1948 Doblin ..... D14/214

4,805,730 A \* 2/1989 O'Neill et al. .... 181/199  
D319,445 S \* 8/1991 Yamakawa ..... D14/210  
D421,754 S \* 3/2000 Ito et al. .... D14/214  
D425,510 S \* 5/2000 Dietz et al. .... D14/214

\* cited by examiner

*Primary Examiner*—Nanda Bondade

(74) *Attorney, Agent, or Firm*—Ernestine C. Bartlett

(57) **CLAIM**

The ornamental design for a loudspeaker cabinet, as shown.

**DESCRIPTION**

FIG. 1 is a perspective view showing our design;

FIG. 2 is a front elevational view thereof;

FIG. 3 is a rear elevational view thereof;


FIG. 4 is a left side elevational view thereof;

FIG. 5 is a right side elevational view thereof;

FIG. 6 is a top plan view thereof; and,

FIG. 7 is a bottom plan view thereof.

**1 Claim, 4 Drawing Sheets**






FIG. 1




FIG. 2

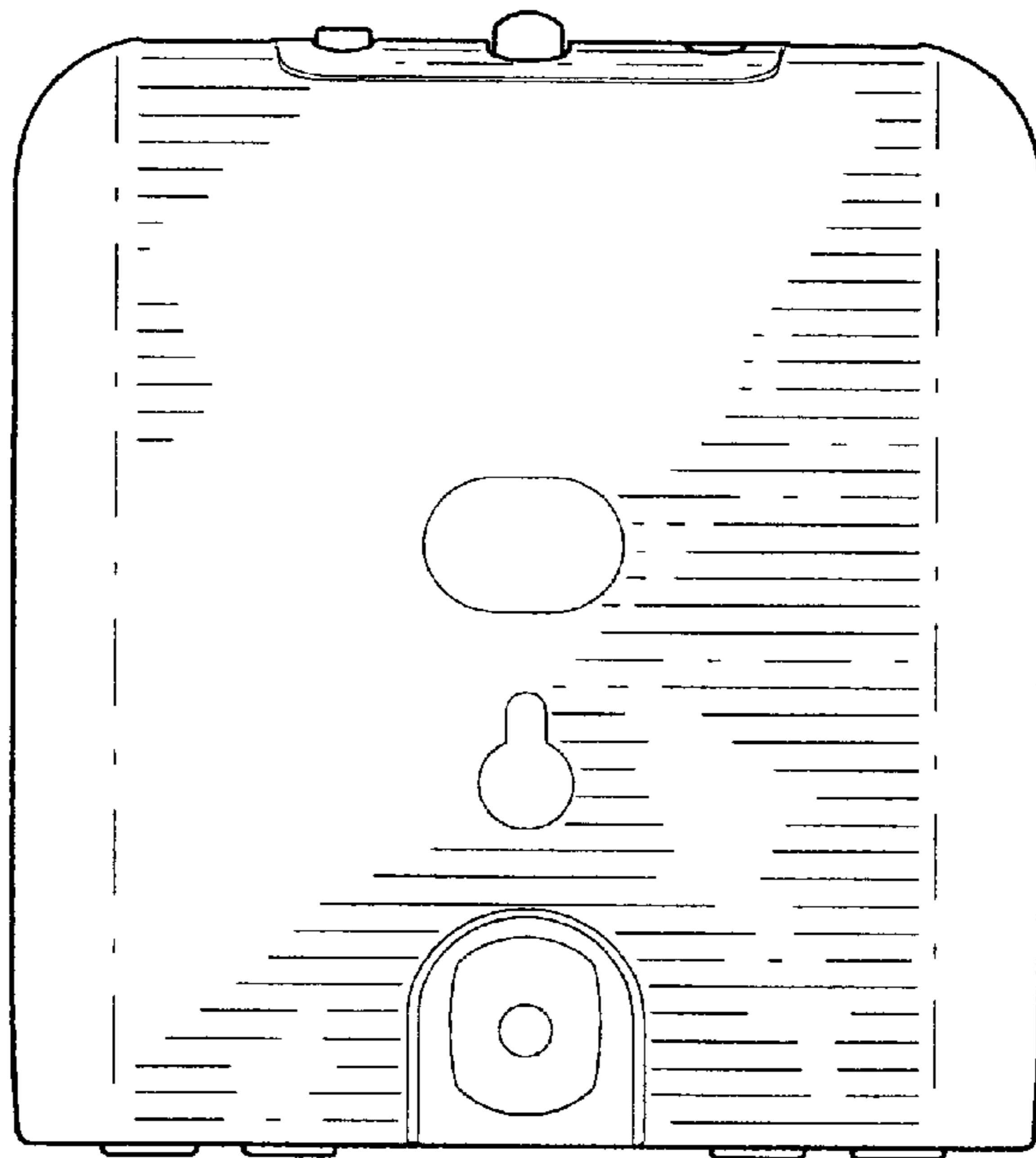


FIG. 3

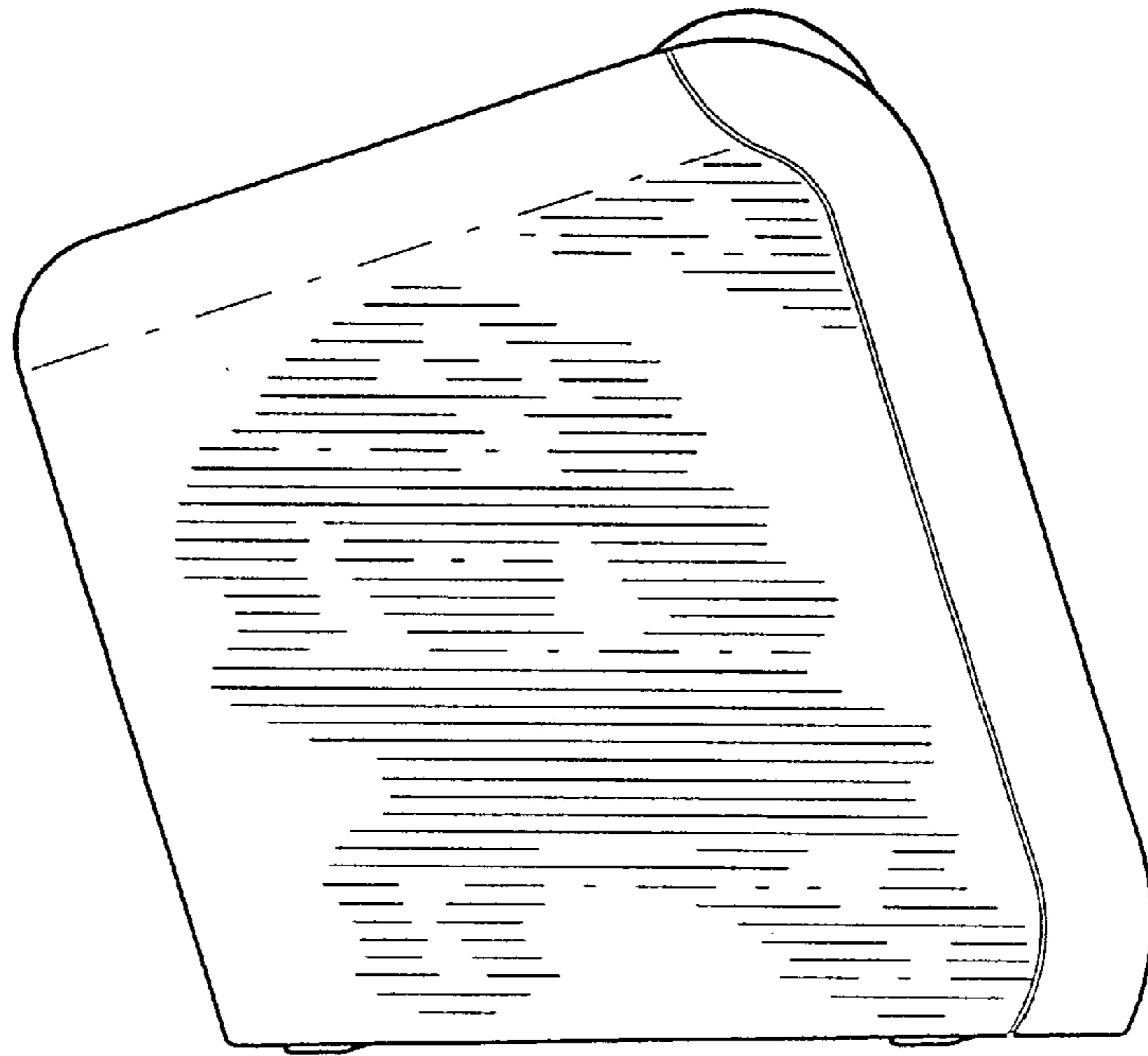


FIG. 4




FIG. 5

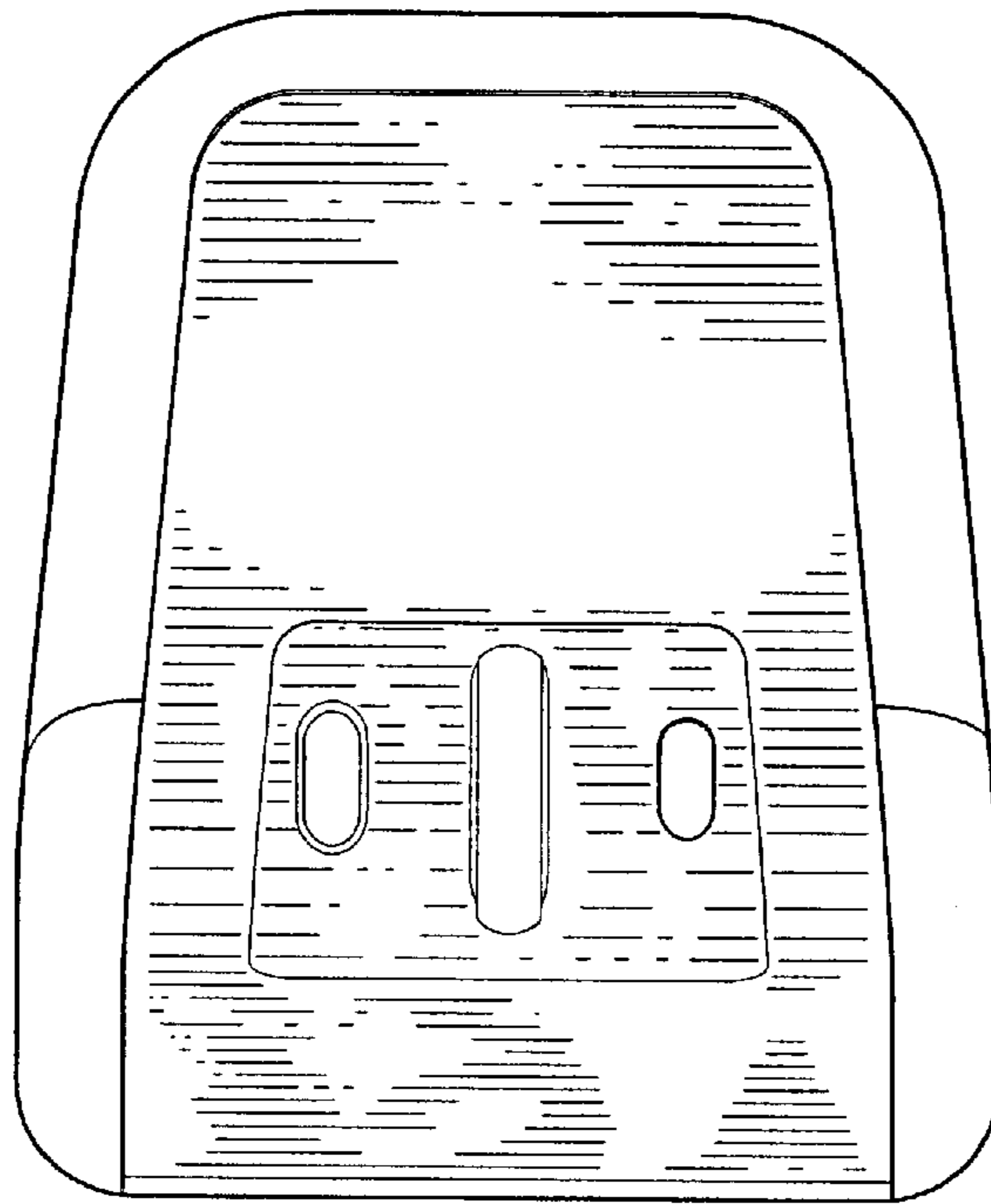


FIG. 6

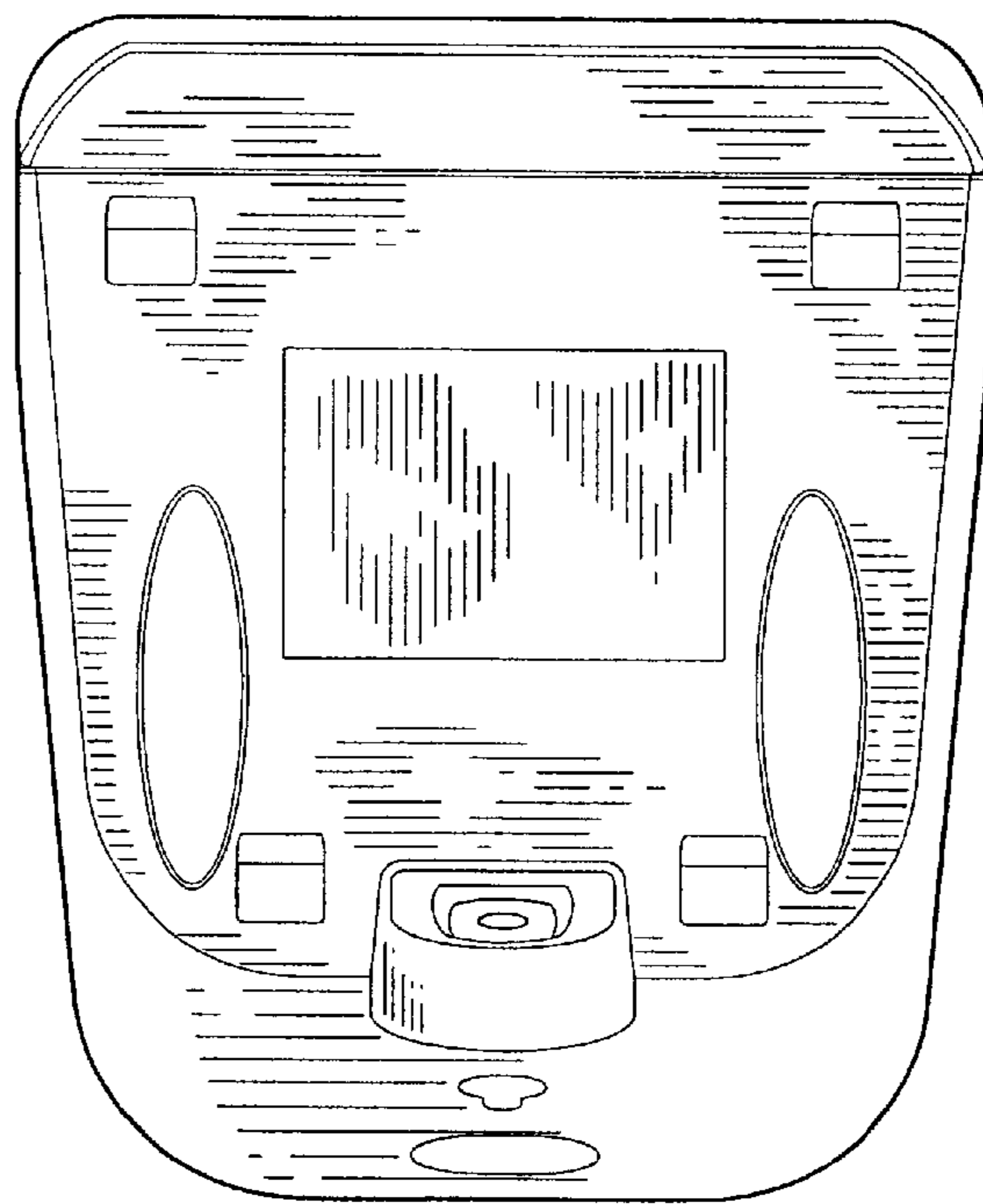


FIG. 7