



US00D478060S

(12) **United States Design Patent**
Christianson

(10) **Patent No.:** **US D478,060 S**

(45) **Date of Patent:** **** Aug. 5, 2003**

(54) **AM/FM TRAVEL SOOTHER**

(75) **Inventor:** **Tristan M. Christianson**, San Francisco, CA (US)

(73) **Assignee:** **Sharper Image Corporation**, San Francisco, CA (US)

(**) **Term:** **14 Years**

(21) **Appl. No.:** **29/168,426**

(22) **Filed:** **Oct. 1, 2002**

(51) **LOC (7) Cl.** **14-03**

(52) **U.S. Cl.** **D14/188**

(58) **Field of Search** D14/162, 168,
D14/170, 171, 181, 188, 189, 192-198,
217; D10/1, 2, 15; 455/90, 100, 128, 344,
347-351

(56) **References Cited**

U.S. PATENT DOCUMENTS

5,365,494 A	*	11/1994	Lynch	455/344
5,883,859 A	*	3/1999	Bentley	455/344
D412,906 S		8/1999	Pinchuk	D14/160
D422,590 S	*	4/2000	Kloss	D14/194
6,049,290 A	*	4/2000	Halstead	455/344
D426,226 S	*	6/2000	Ridinger	D14/188

D428,612 S	*	7/2000	Scorrano	D14/194
D455,416 S		4/2002	McDermott	D14/168
D457,511 S	*	5/2002	Yuen	D14/197

OTHER PUBLICATIONS

“The Sharper Image” catalog, published by Sharper Image Corporation Issue of Aug. 2002, p. 18.

* cited by examiner

Primary Examiner—Prabhakar Deshmukh

(74) *Attorney, Agent, or Firm*—Fliesler Dubb Meyer & Lovejoy LLP

(57) **CLAIM**

The ornamental design for AM/FM travel soother, as shown and described.

DESCRIPTION

FIG. 1 is a front view of an AM/FM travel soother showing my new design;

FIG. 2 is a rear view thereof;


FIG. 3 is a top view thereof;

FIG. 4 is a bottom view thereof;

FIG. 5 is a left side view thereof; and,

FIG. 6 is a right side view thereof.

1 Claim, 3 Drawing Sheets






FIG. - 1




FIG. - 2

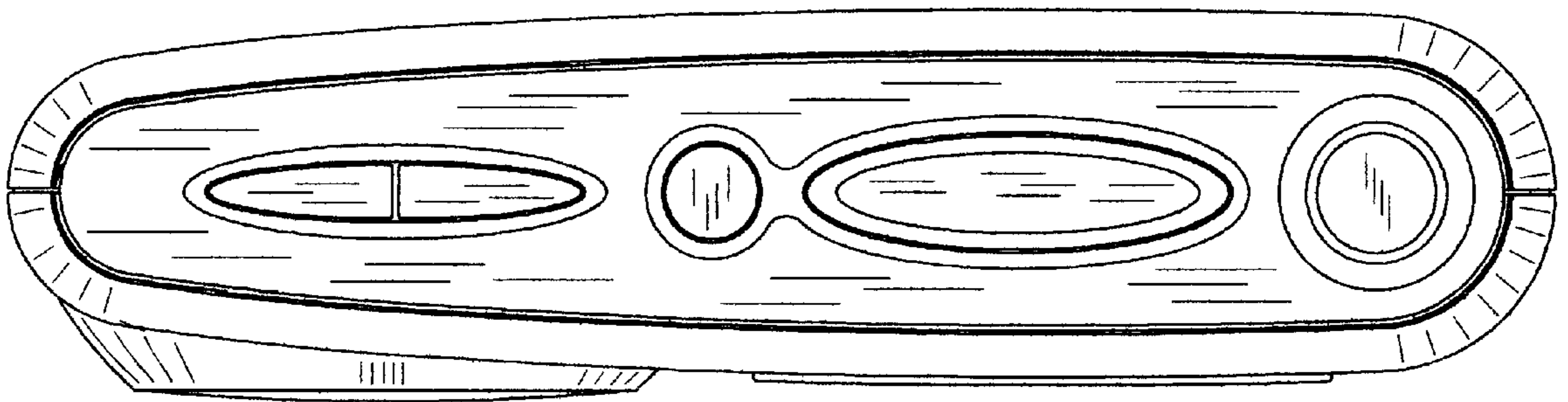


FIG. - 3




FIG. - 4

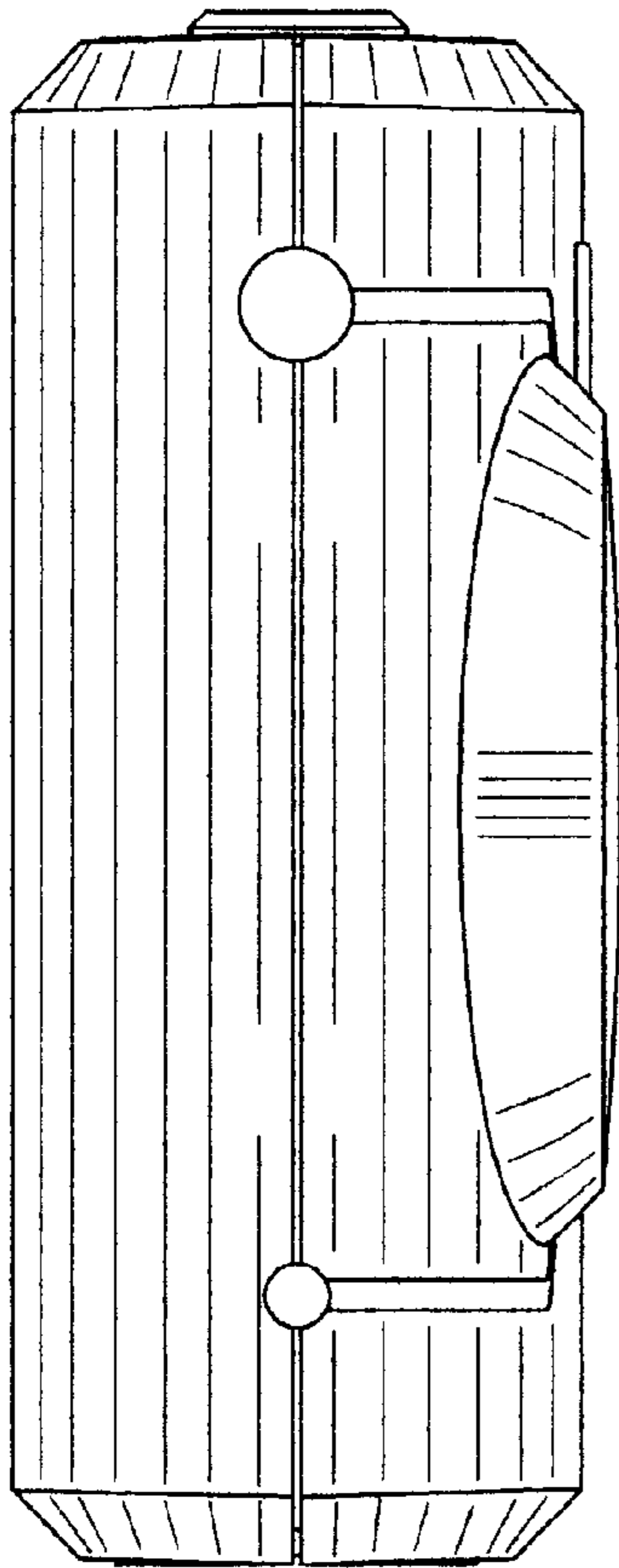


FIG. - 5

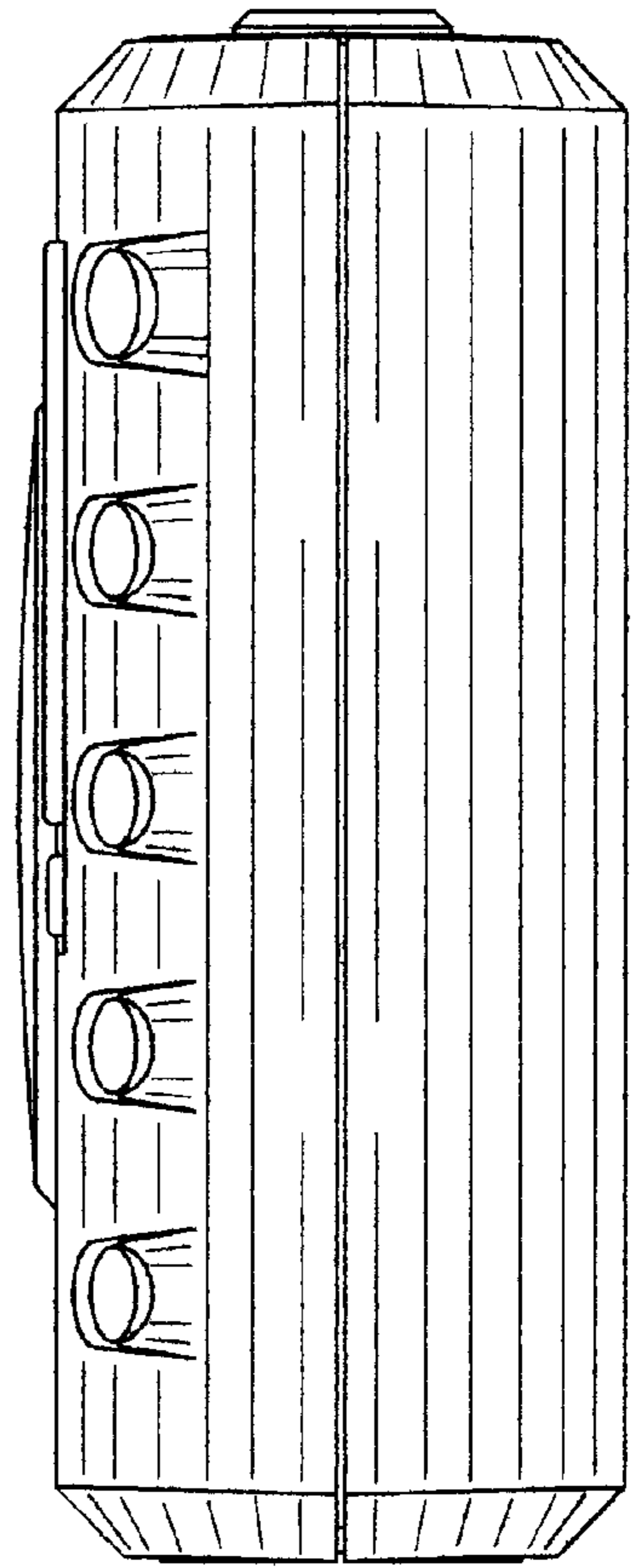


FIG. - 6