



US00D478040S

(12) **United States Design Patent**
Hino

(10) **Patent No.:** **US D478,040 S**

(45) **Date of Patent:** **** Aug. 5, 2003**

(54) **TIRE TREAD**

(75) Inventor: **Hidehiko Hino**, Kobe (JP)

(73) Assignee: **The Goodyear Tire & Rubber Company**, Akron, OH (US)

(**) Term: **14 Years**

(21) Appl. No.: **29/151,920**

(22) Filed: **Dec. 11, 2001**

(30) **Foreign Application Priority Data**

Jul. 10, 2001 (JP) 2001-020193

(51) **LOC (7) Cl.** **12-15**

(52) **U.S. Cl.** **D12/583; D12/587**

(58) **Field of Search** D12/546, 548,
D12/552, 553, 564, 582, 583, 587, 588,
600, 602, 603; 152/209.1, 209.9, 209.14,
209.18, 209.25, 209.28

(56) **References Cited**

U.S. PATENT DOCUMENTS

5,238,038	A	*	8/1993	Glover et al.	152/209.14
D348,863	S	*	7/1994	Narabayashi et al.	D12/553
D395,855	S	*	7/1998	Horie et al.	D12/587
D419,499	S	*	1/2000	Kawai	D12/603
6,250,354	B1	*	6/2001	Kawai	152/209.18
D454,523	S	*	3/2002	Traulle	D12/553
D455,380	S	*	4/2002	Traulle	D12/553
D460,405	S	*	7/2002	Schmidt	D12/583

FOREIGN PATENT DOCUMENTS

JP 1035113 * 1/1999

OTHER PUBLICATIONS

Falken HS-435 Tire, 2000 Tread Design Guide, Jan. 2000, p. 29. 2/4.*

Kumho Power Grip 749P Tire, 2000 Tread Design Guide, Jan. 2000, p. 42. 3/3.*

Nokian Hakkapeliitto Q Tire, 2000 Tread Design Guide, Jan. 2000, p. 53. 2/2.*

* cited by examiner

Primary Examiner—Robert M. Spear

(74) *Attorney, Agent, or Firm*—David L. King

(57) **CLAIM**

The ornamental Design for a tire tread, as shown and described.

DESCRIPTION

FIG. 1 is a perspective view of a tire tread showing our new design, it being understood that the pattern repeats uniformly throughout the circumference of the tread;

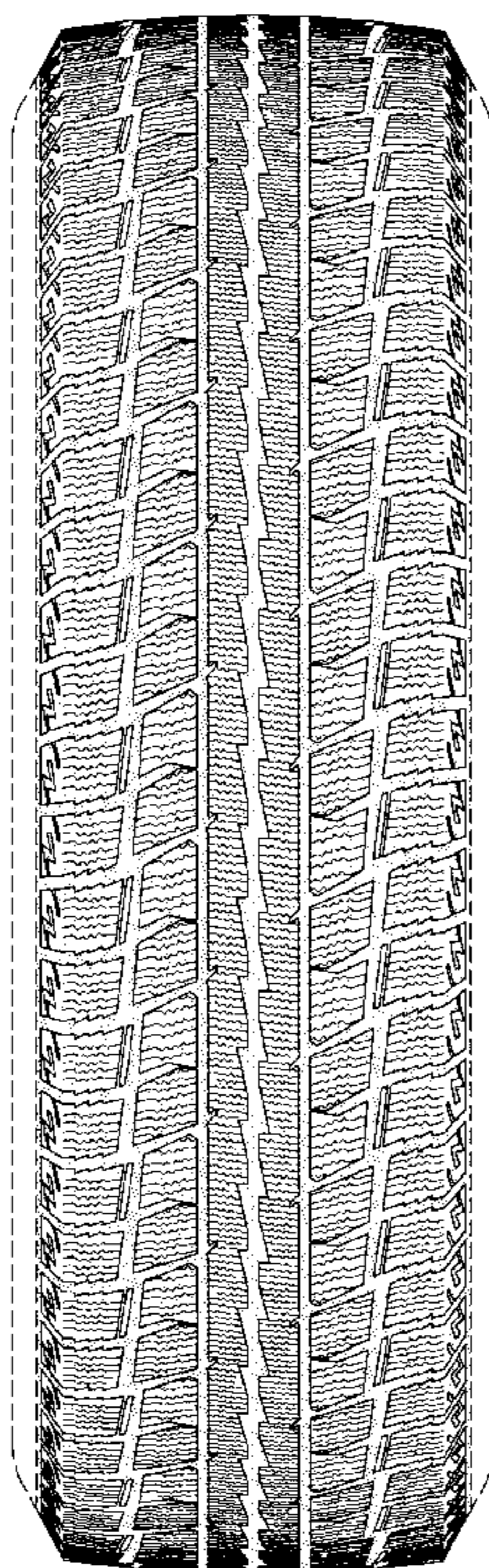
FIG. 2 is a front elevational view thereof;

FIG. 3 is a side elevational view thereof, the opposite side elevational view being identical thereto; and,

FIG. 4 is an enlarged fragmentary frontal view.

In the drawings, the broken lines defining the sidewall and inner bead and the peripheral boundary between the tire tread and the sidewall are for illustrative purposes only and form no part of the claimed design.

1 Claim, 4 Drawing Sheets



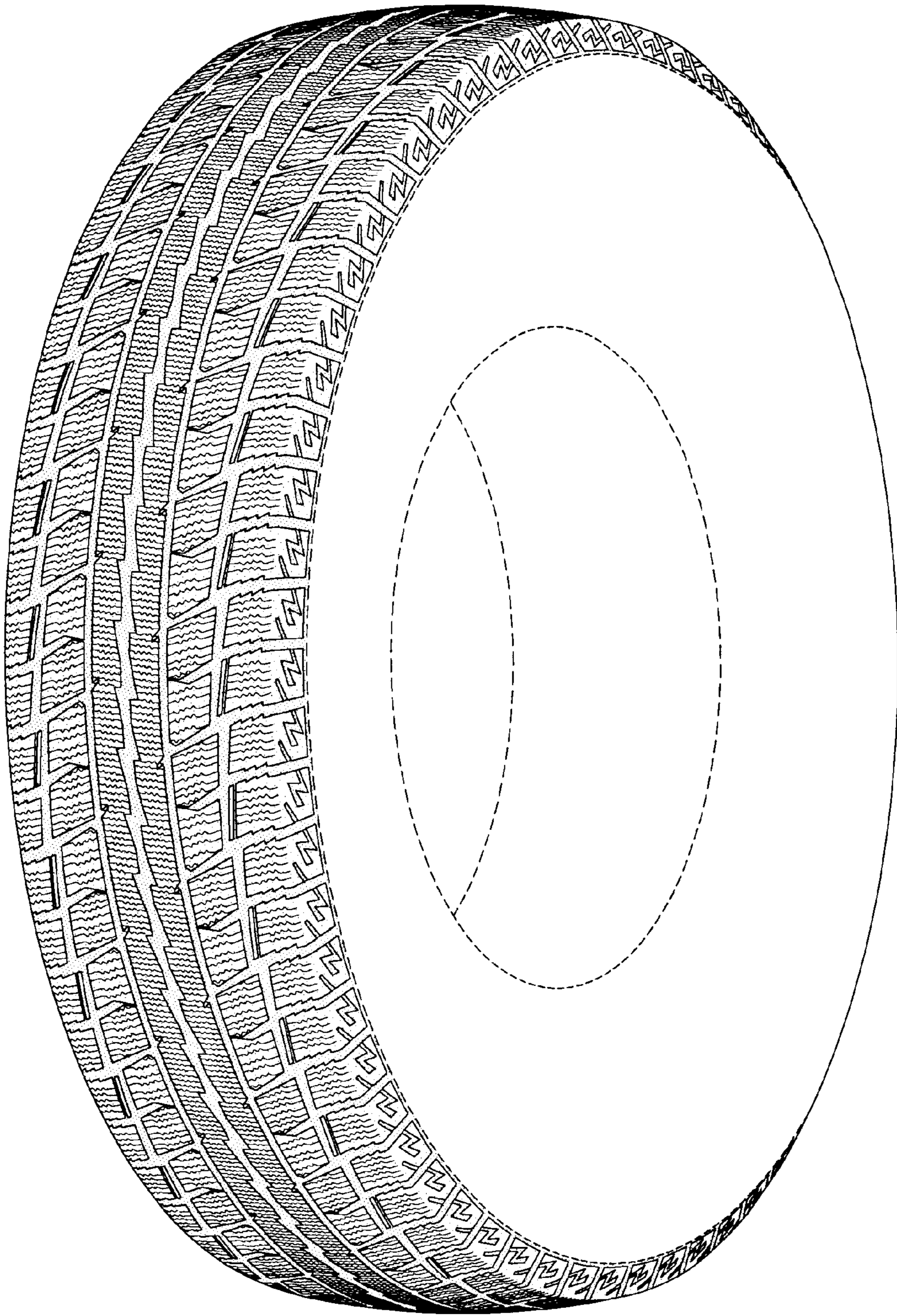


FIG-1




FIG-2

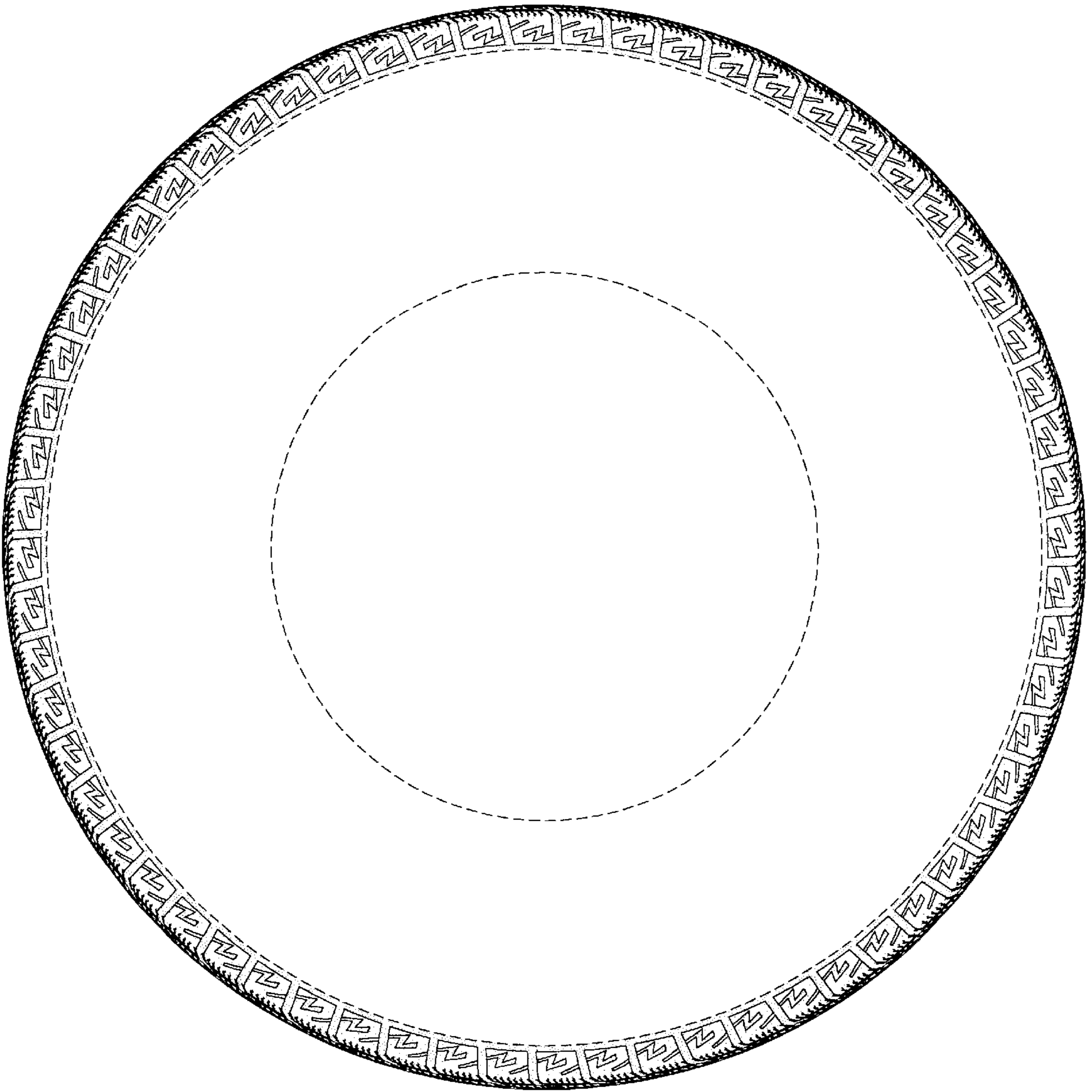


FIG-3




FIG-4