



US00D478037S

(12) **United States Design Patent**  
**Crisafi et al.**

(10) **Patent No.:** **US D478,037 S**

(45) **Date of Patent:** **\*\* Aug. 5, 2003**

(54) **CARGO ORGANIZER AND RESTRAINT**

(76) Inventors: **Mark Anthony Crisafi**, 39908 Candy Apple Way, Murrieta, CA (US) 92562;  
**Tina Marie Crisafi**, 39908 Candy Apple Way, Murrieta, CA (US) 92562

(\*\*) Term: **14 Years**

(21) Appl. No.: **29/175,473**

(22) Filed: **Feb. 6, 2003**

(51) **LOC (7) Cl.** ..... **12-16**

(52) **U.S. Cl.** ..... **D12/415**

(58) **Field of Search** ..... D12/400, 415-426;  
224/539, 400-412, 275, 542-543, 311,  
925, 483; 296/37.1-37.12, 37.16; 108/45,  
60, 33, 54, 91; D7/620; D3/201, 224-226,  
230, 247, 303; 280/760, 164.1

(56) **References Cited**

**U.S. PATENT DOCUMENTS**

- D266,457 S \* 10/1982 Johnson ..... D12/424
- D293,162 S \* 12/1987 Carmichael ..... D12/424
- D313,695 S \* 1/1991 Mawhinney et al. ... D12/424 X
- D318,641 S \* 7/1991 Schwartz ..... D12/425
- D338,780 S \* 8/1993 Rance ..... D12/425 X
- D366,857 S \* 2/1996 Allen ..... D12/425
- D371,109 S \* 6/1996 Schlattl ..... D12/425

- D382,534 S \* 8/1997 Green ..... D12/415
- D383,112 S \* 9/1997 Patterson ..... D12/422
- D422,261 S \* 4/2000 Basso et al. .... D12/420
- D426,512 S \* 6/2000 Ciuba ..... D12/425
- D450,291 S \* 11/2001 Wang ..... D12/426

\* cited by examiner

*Primary Examiner*—Stacia Cadmus

(74) *Attorney, Agent, or Firm*—Mark A. Crisafi; Tina Crisafi

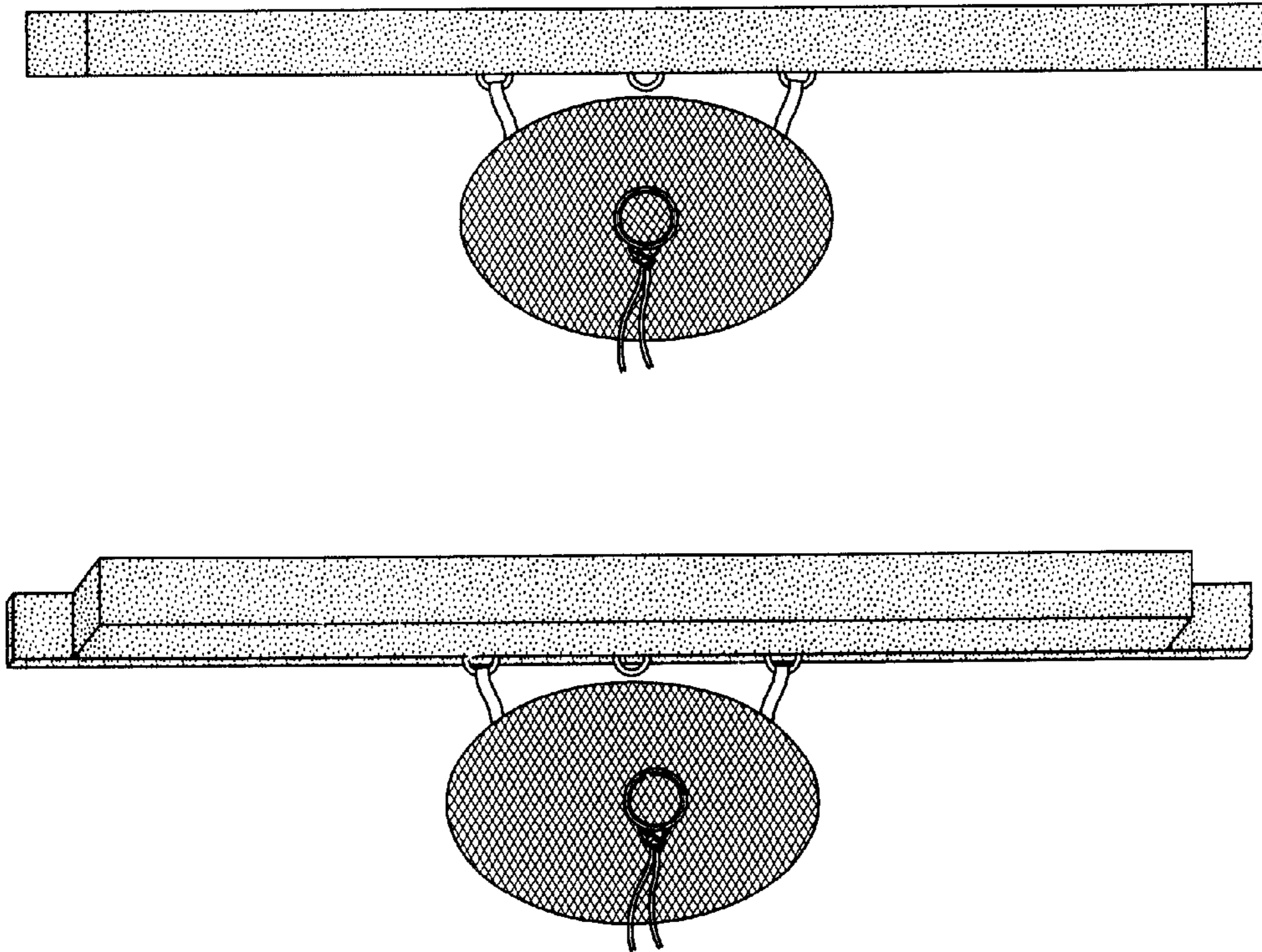
(57) **CLAIM**

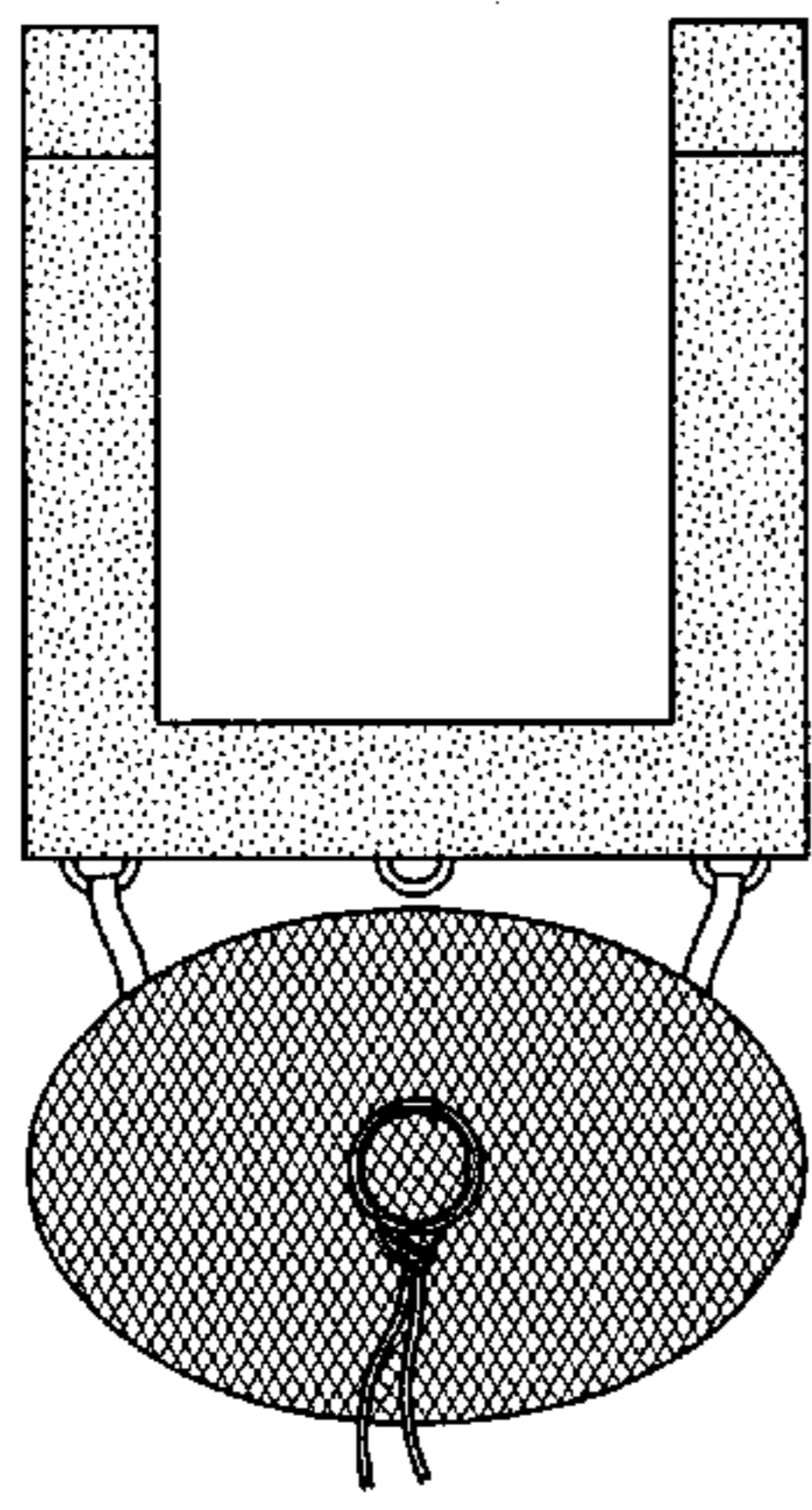
The ornamental design for a cargo organizer and restraint, as shown and described.

**DESCRIPTION**

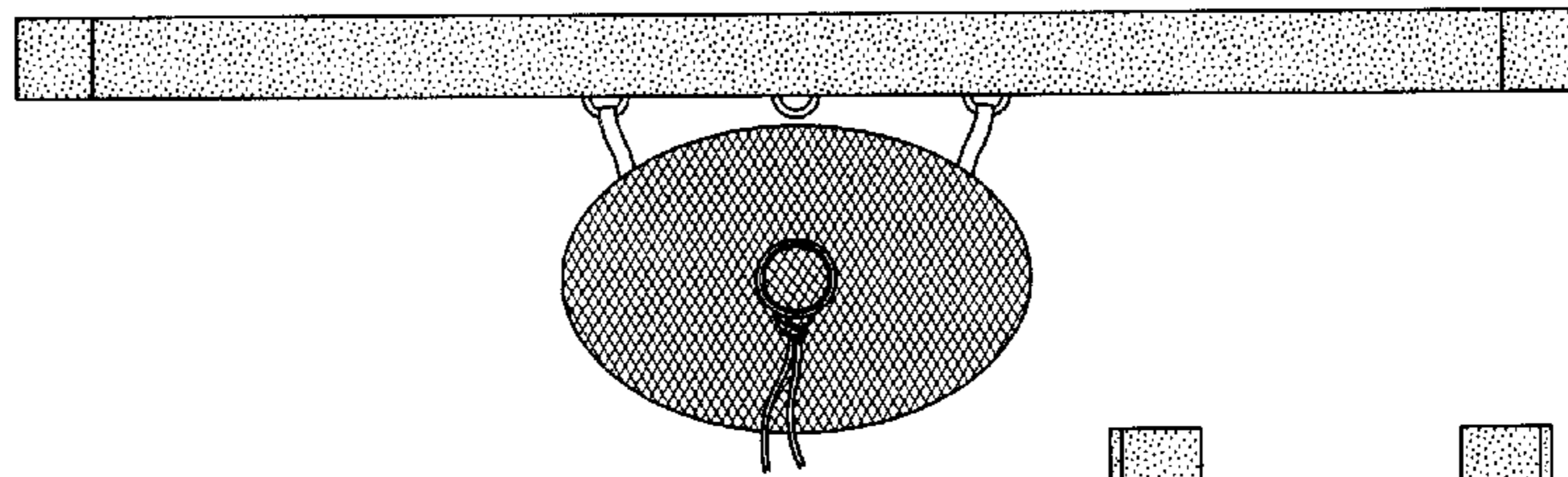
FIG. 1 is a front view of a cargo organizer and restraint, showing our new design;  
 FIG. 2 is a front view thereof shown with organizer in an alternate position;  
 FIG. 3 is a left side view of FIG. 1;  
 FIG. 4 is a right side view of FIG. 1;  
 FIG. 5 is a rear view of FIG. 1;  
 FIG. 6 is a top plan view of FIG. 1;  
 FIG. 7 is a bottom plan view of FIG. 1; and,  
 FIG. 8 is a perspective view of FIG. 1.  
 The criss-cross pattern on the cargo restraint is understood to represent mesh.

**1 Claim, 1 Drawing Sheet**





*Fig. 2*



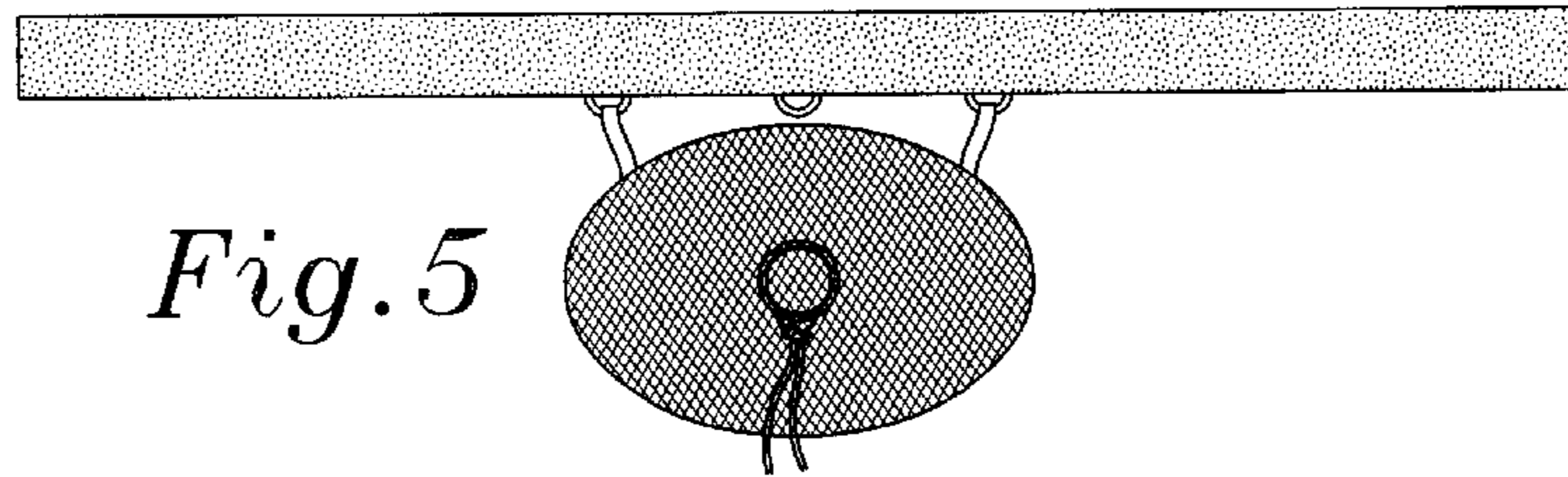
*Fig. 1*



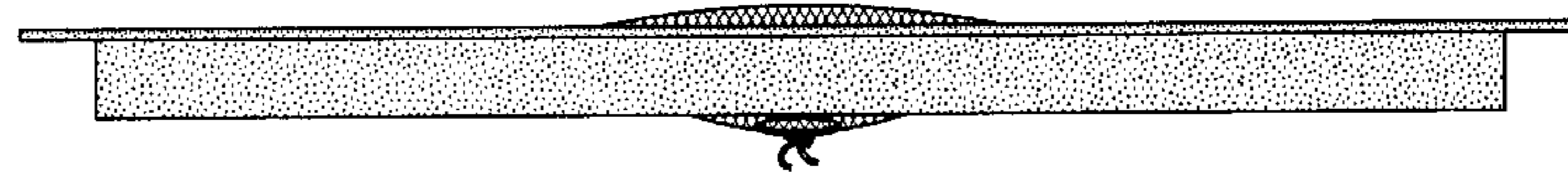
*Fig. 3*



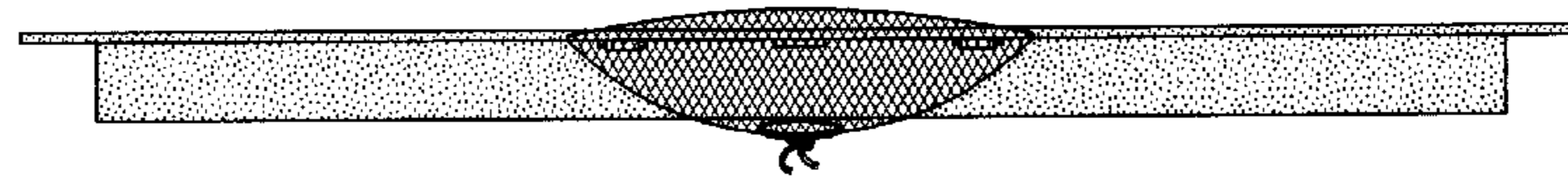
*Fig. 4*



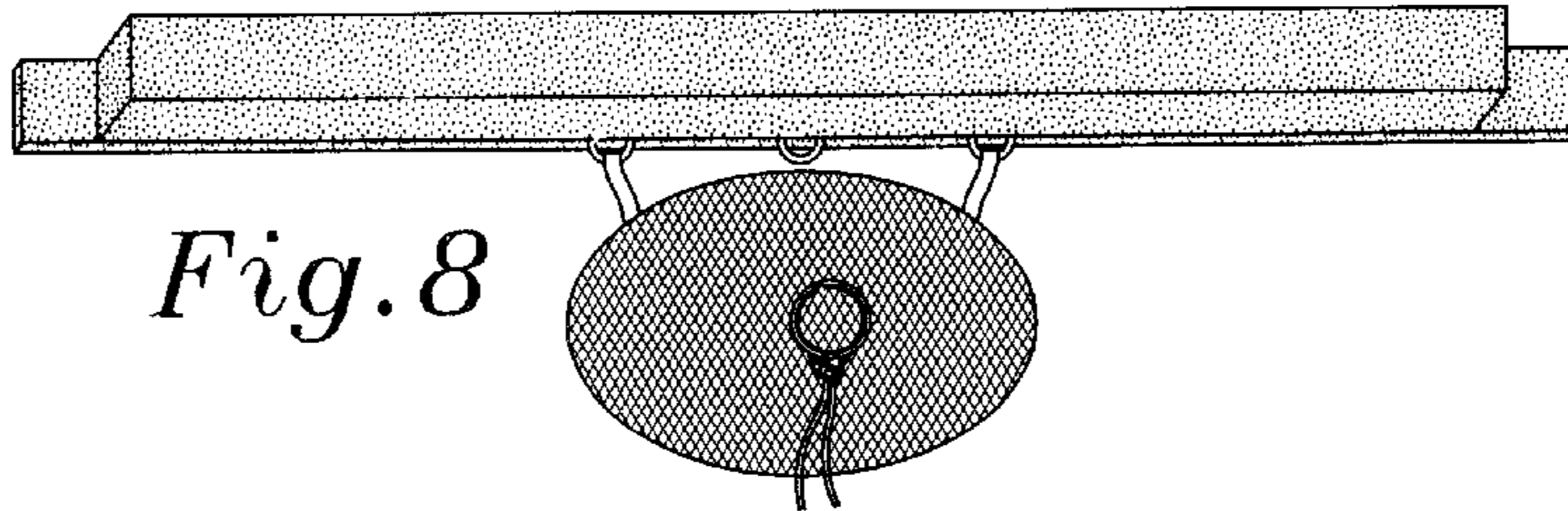
*Fig. 5*



*Fig. 6*



*Fig. 7*



*Fig. 8*