



US00D478027S

(12) **United States Design Patent**
Chiang

(10) **Patent No.:** **US D478,027 S**

(45) **Date of Patent:** **** Aug. 5, 2003**

(54) **BUMPER FOR AUTOMOBILES**

D425,843 S * 5/2000 Hayashi D12/196
D464,923 S * 10/2002 Snook et al. D12/196

(75) Inventor: **Tommy Chiang**, Taipei (TW)

* cited by examiner

(73) Assignee: **Grand HC Auto Tooling Corp.**, Taipei (TW)

Primary Examiner—Melody N. Brown
(74) *Attorney, Agent, or Firm*—Leong C. Lei

(**) Term: **14 Years**

(57) **CLAIM**

(21) Appl. No.: **29/171,013**

The ornamental design for a bumper for automobiles, as shown and described.

(22) Filed: **Nov. 15, 2002**

DESCRIPTION

(51) **LOC (7) Cl.** **12-16**

(52) **U.S. Cl.** **D12/169**

(58) **Field of Search** D12/169, 196,
D12/90-92; 296/180.1, 180.2; 293/102,
113, 115, 117, 120

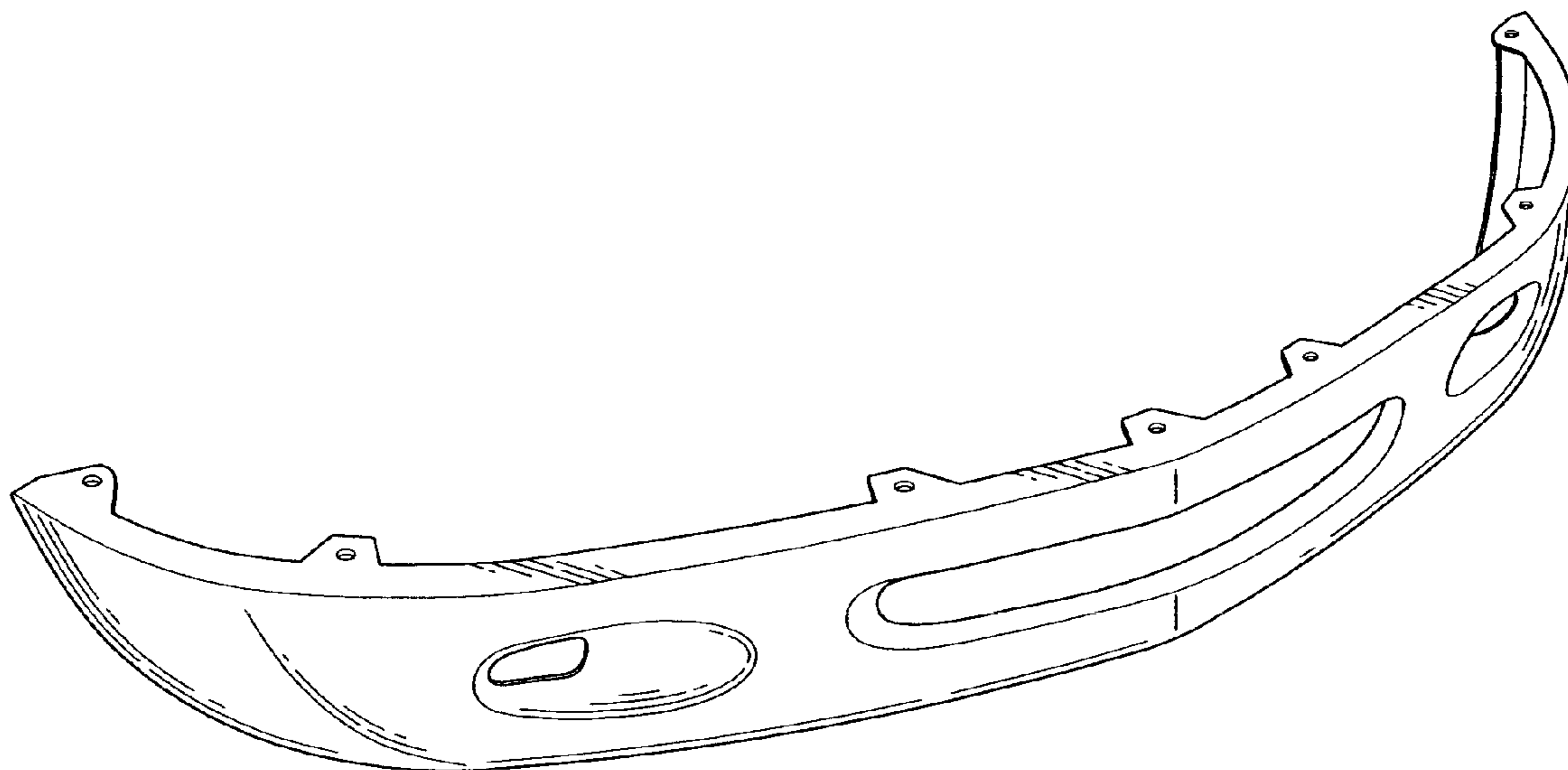
FIG. 1 is perspective view of a bumper for automobiles showing my new design;
FIG. 2 is a front elevation view thereof;
FIG. 3 is a rear elevation view thereof;
FIG. 4 is a left side elevation view thereof;
FIG. 5 is a right side elevation view thereof;
FIG. 6 is a top plan view thereof; and,
FIG. 7 is a bottom plan view thereof.

(56) **References Cited**

U.S. PATENT DOCUMENTS

D356,772 S * 3/1995 Lagaay et al. D12/196
D392,606 S * 3/1998 Kulla et al. D12/169

1 Claim, 6 Drawing Sheets



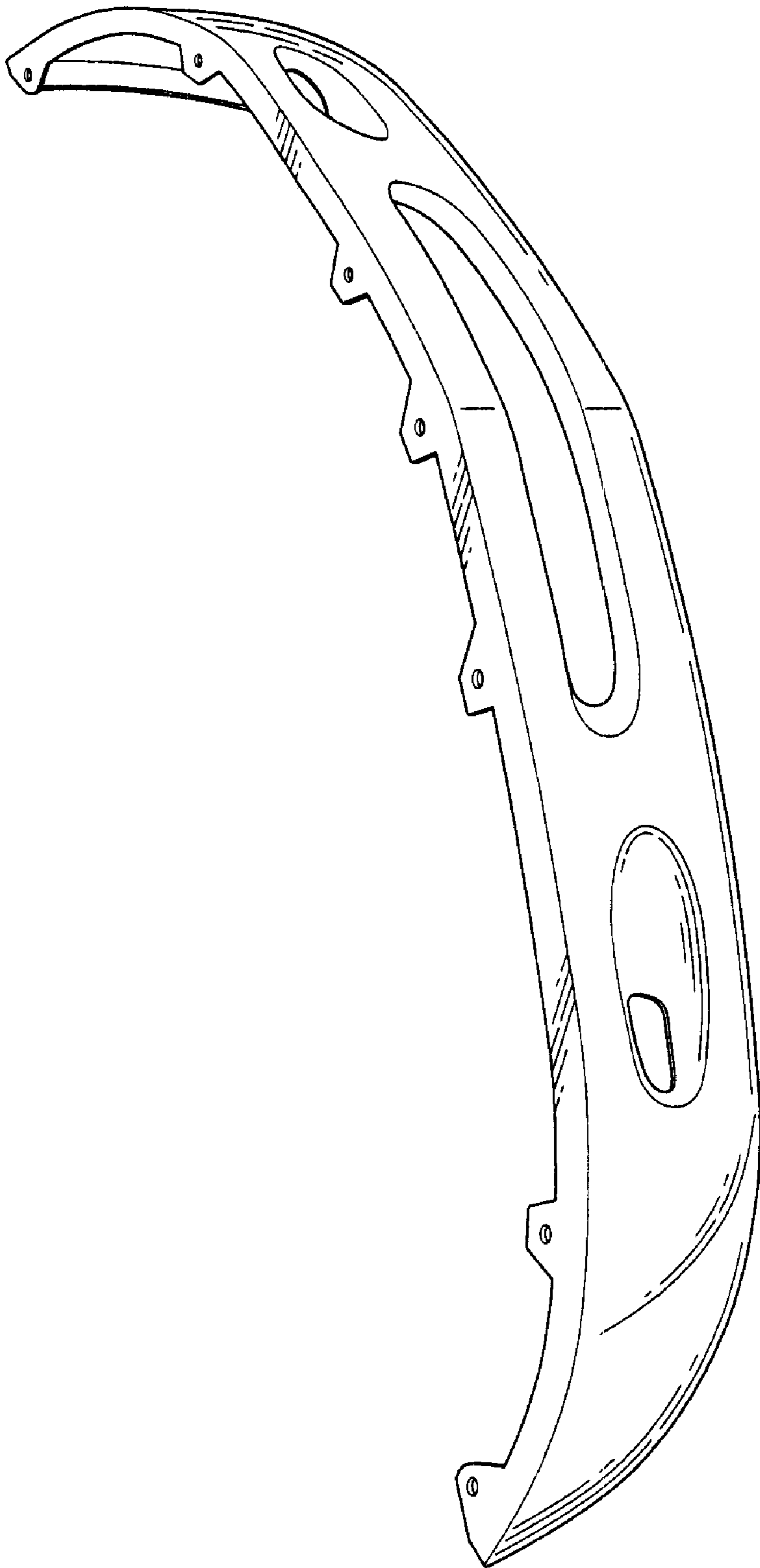


FIG. 1

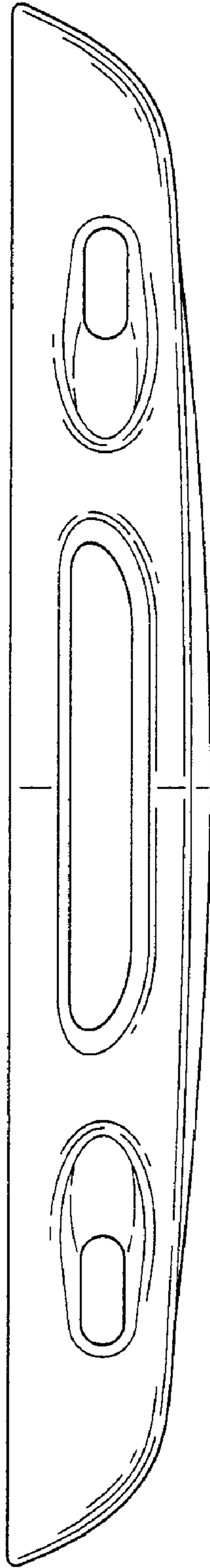


FIG. 2

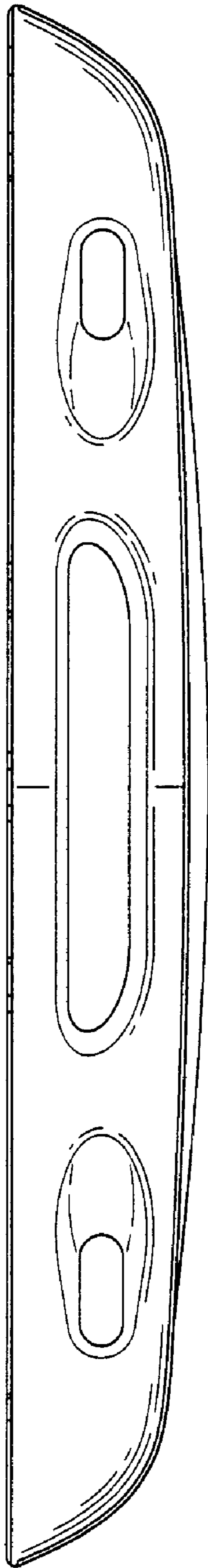


FIG. 3




FIG. 4




FIG. 5

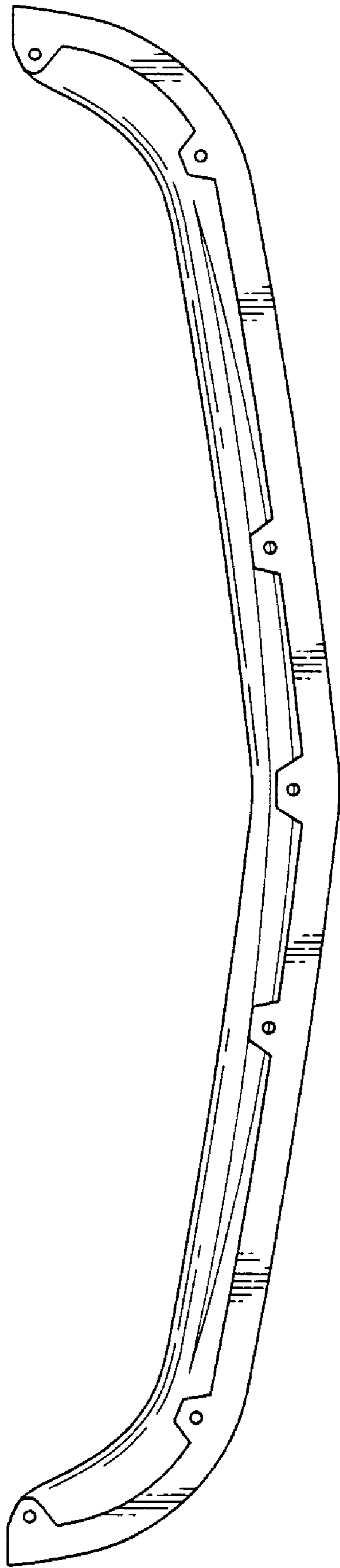


FIG. 6

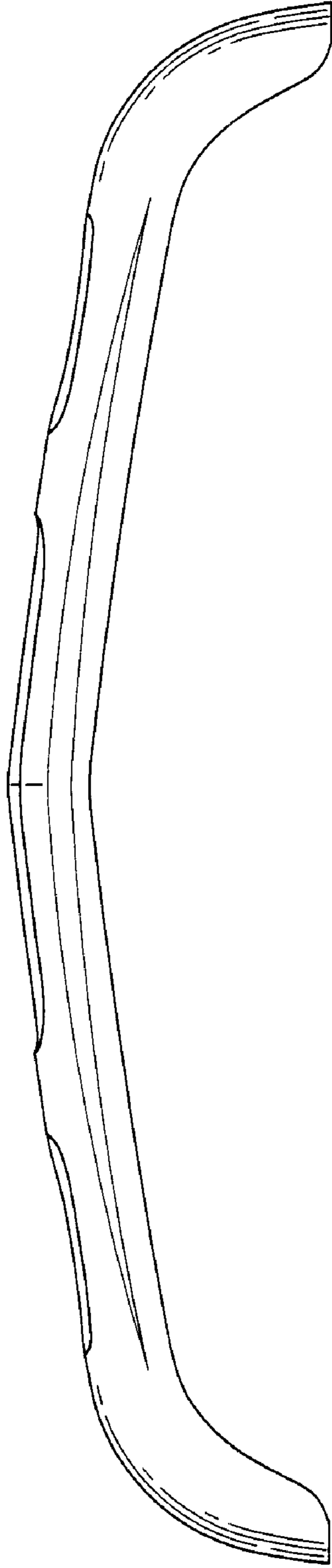


FIG. 7