



US00D478023S

(12) **United States Design Patent**
Chen

(10) **Patent No.:** **US D478,023 S**

(45) **Date of Patent:** **** Aug. 5, 2003**

(54) **PUSH BUTTON BUCKLE**

D386,125 S * 11/1997 Anscher D11/218
D459,273 S * 6/2002 Murata D11/216

(75) Inventor: **Ching Sung Chen**, Chang Hwa (TW)

* cited by examiner

(73) Assignee: **Formosa May, Inc.**, Garland, TX (US)

Primary Examiner—Ralf Seifert

(**) Term: **14 Years**

(74) *Attorney, Agent, or Firm*—Richard K. Robinson

(21) Appl. No.: **29/170,585**

(57) **CLAIM**

(22) Filed: **Nov. 7, 2002**

The ornamental design for a push button buckle.

(51) **LOC (7) Cl.** **02-07**

DESCRIPTION

(52) **U.S. Cl.** **D11/216**

FIG. 1 A top view of a push button buckle showing this new design.

(58) **Field of Search** D11/200, 201,
D11/210, 212–214, 216, 218, 231, 234,
236, 86–87; 24/196, 316, 326, 616, 644

FIG. 2 A left end view of a push button buckle showing this new design.

(56) **References Cited**

FIG. 3 A right end view of a push button buckle showing this new design.

U.S. PATENT DOCUMENTS

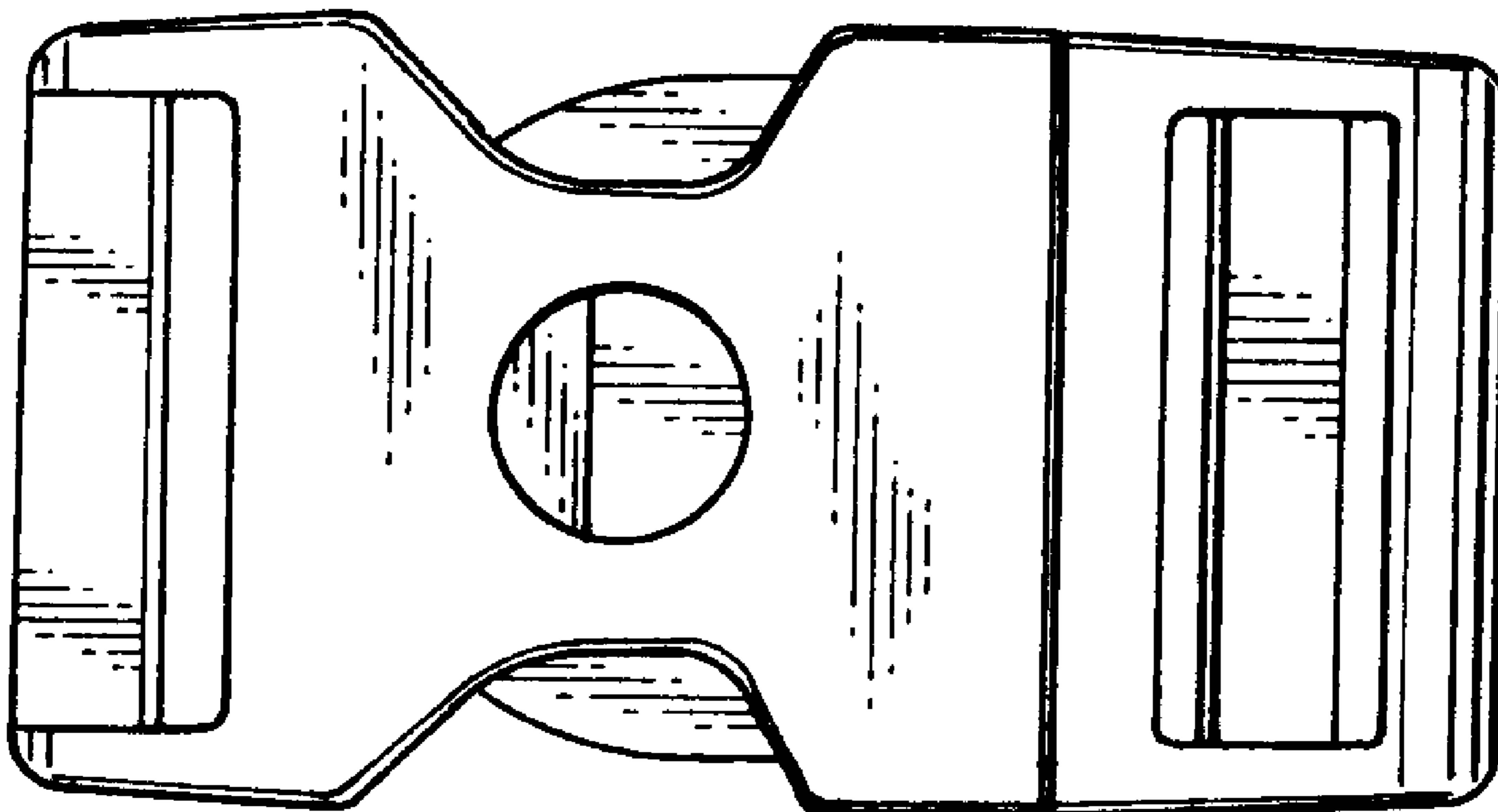
D340,886 S	*	11/1993	Anscher	D11/218
D349,262 S	*	8/1994	Krauss	D11/216
D349,871 S	*	8/1994	Murai	D11/216
D352,680 S	*	11/1994	Matoba	D11/216
D360,390 S	*	7/1995	Murai	D11/216
5,507,076 A	*	4/1996	Anscher	24/625
D385,826 S	*	11/1997	Anscher	D11/216

FIG. 4 A side view of a push button buckle showing this new design.

FIG. 5 A side view of a push button buckle showing this new design; and,

FIG. 6 A bottom view of the push button buckle showing of the present invention.

1 Claim, 1 Drawing Sheet






Fig. 2

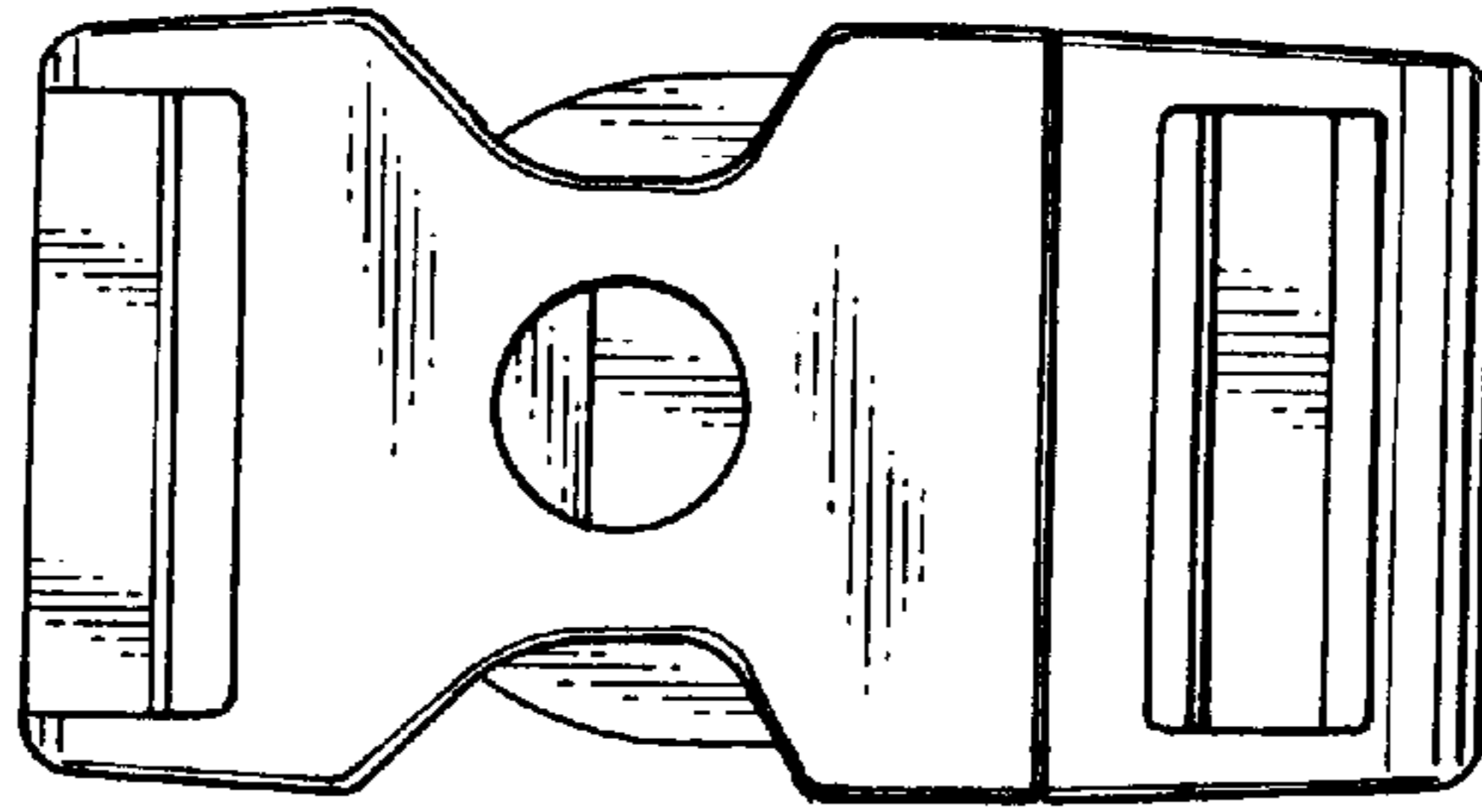


Fig. 1

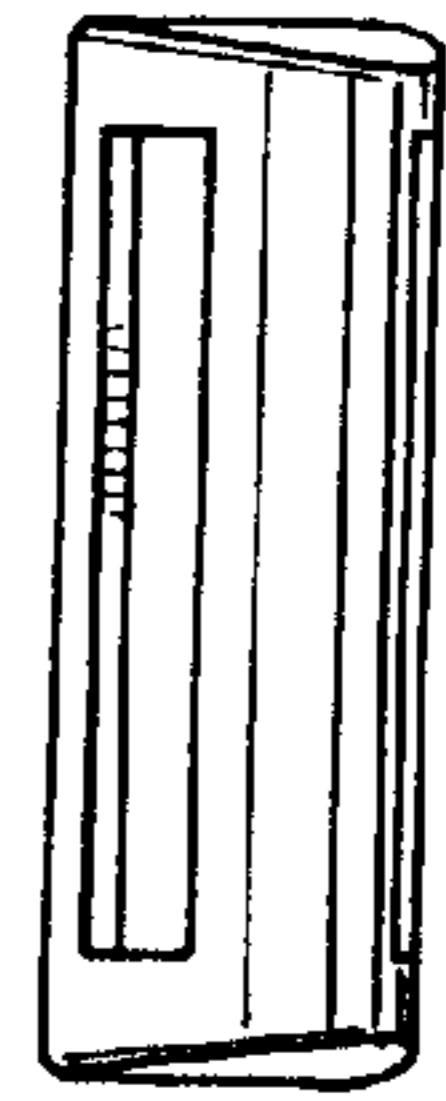


Fig. 3

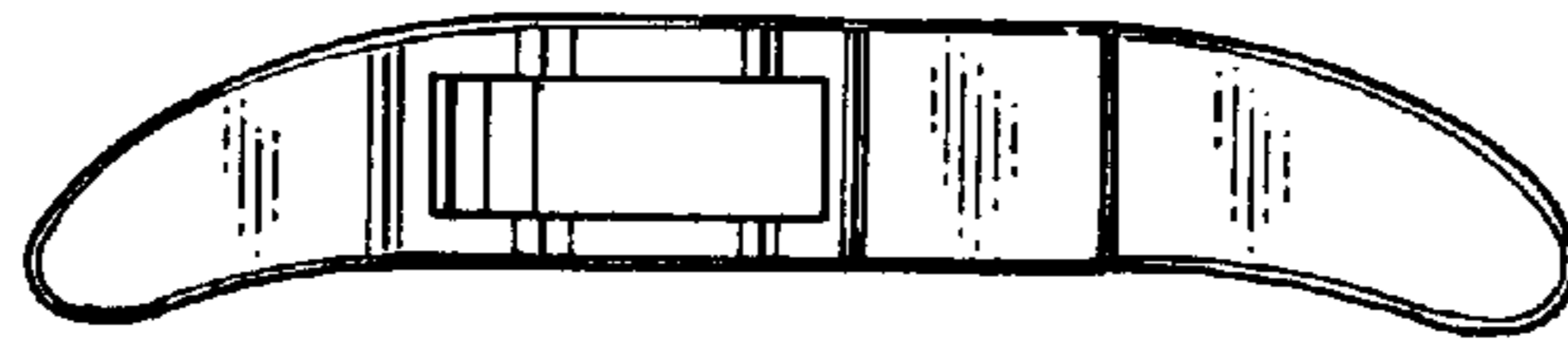


Fig. 4

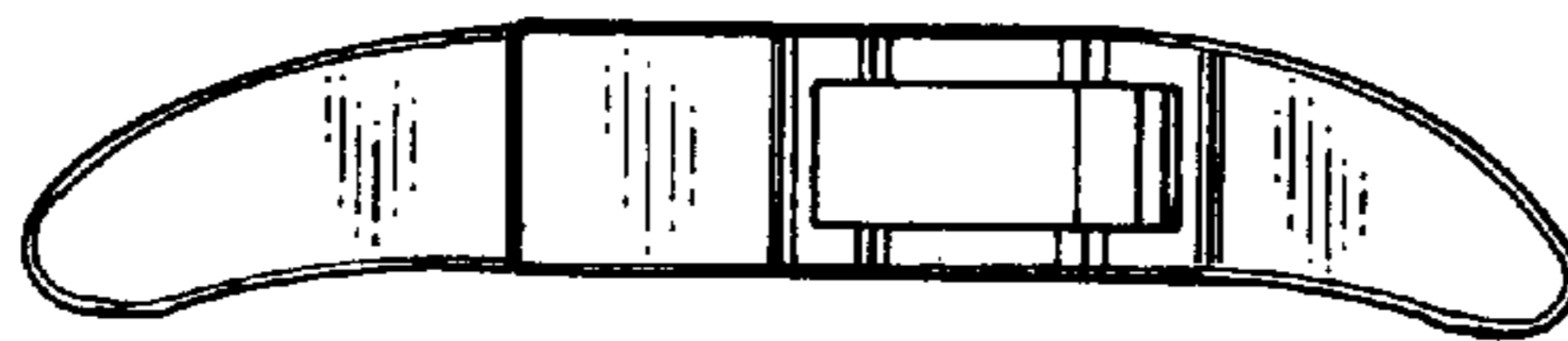


Fig. 5

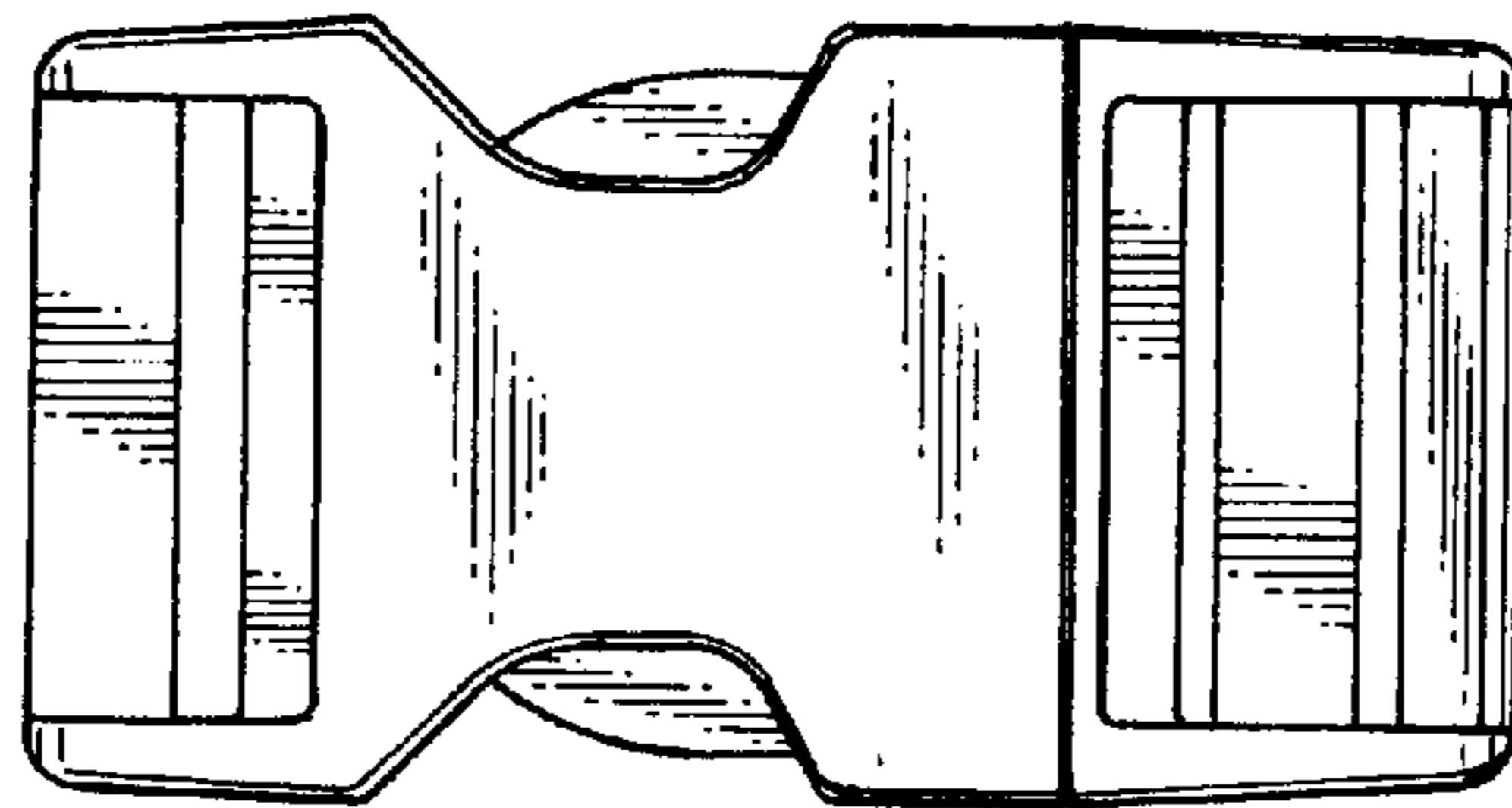


Fig. 6