



US00D477995S

(12) **United States Design Patent**
Ayrulovski

(10) **Patent No.:** **US D477,995 S**

(45) **Date of Patent:** **** Aug. 5, 2003**

(54) **DRINK DATA STORAGE DEVICE**

(76) Inventor: **Buyar Ayrulovski**, 329 4057 Hwy. 9,
Howell, NJ (US) 07731-3307

(**) Term: **14 Years**

(21) Appl. No.: **29/163,493**

(22) Filed: **Jul. 8, 2002**

(51) **LOC (7) Cl.** **09-03**

(52) **U.S. Cl.** **D9/337**

(58) **Field of Search** D9/337, 338, 435,
D9/436, 457, 499, 516, 522, 547, 573,
574; 206/216-217, 232, 301, 305, 438,
459.1, 459.5, 524.1, 525, 527, 822, 828;
215/200, 228, 230, 316, 329

(56) **References Cited**

U.S. PATENT DOCUMENTS

- 1,421,219 A * 6/1922 Harmon
- D247,221 S * 2/1978 Landor et al. D9/529
- D333,978 S * 3/1993 Zutler D9/424
- D424,928 S * 5/2000 Caldwell D9/307

D433,939 S * 11/2000 Humphrey D9/418
2003/0006161 A1 * 1/2003 Moore 206/459.1

* cited by examiner

Primary Examiner—Ted Shooman

Assistant Examiner—Daniel Bui

(57) **CLAIM**

The ornamental design for a drink data storage device, as shown and described.

DESCRIPTION

FIG. 1 is a front elevation view of a drink data storage device showing my new design.

FIG. 2 is a back side elevation view of the drink data storage device.

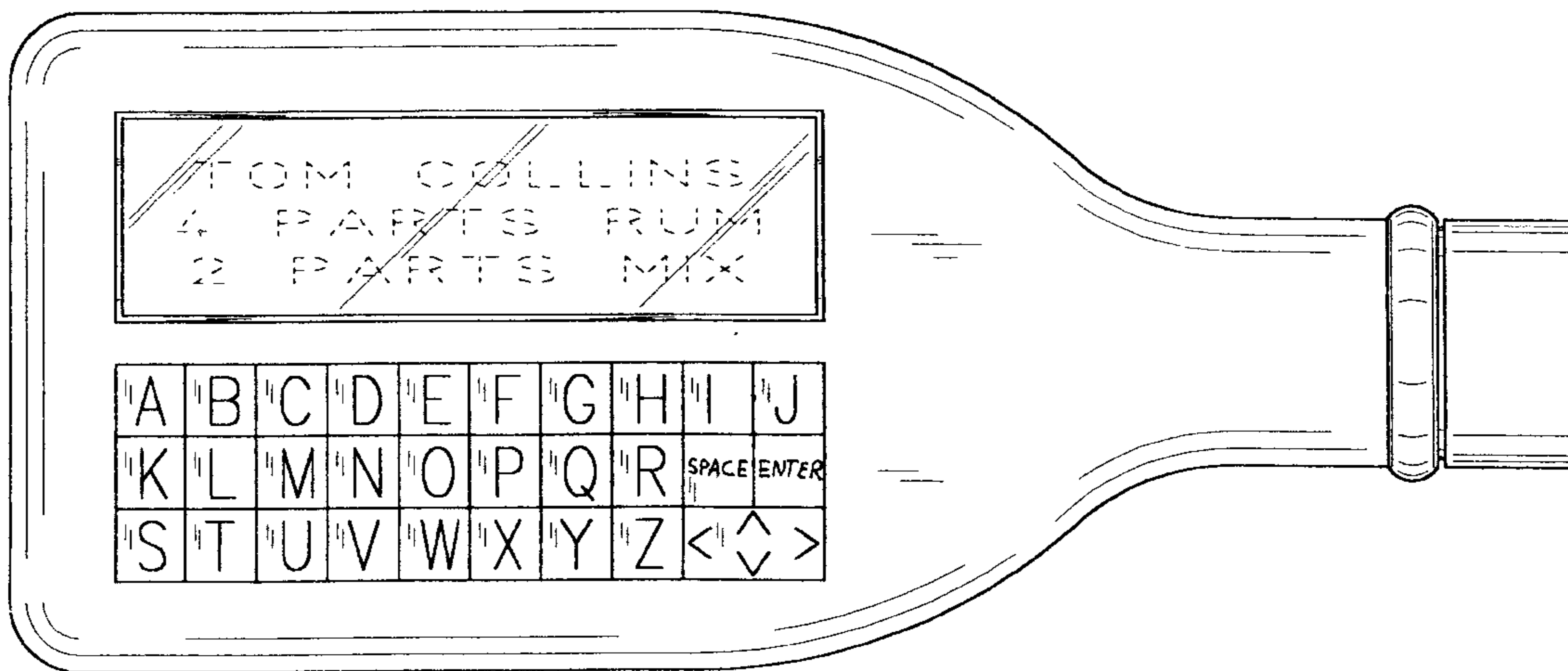
FIG. 3 is a right side elevation view of the drink data storage device.

FIG. 4 is a left side elevation view of the drink data storage device.

FIG. 5 is a top plan view of the drink data storage device; and,

FIG. 6 is a bottom plan view of the drink data storage device.

1 Claim, 4 Drawing Sheets



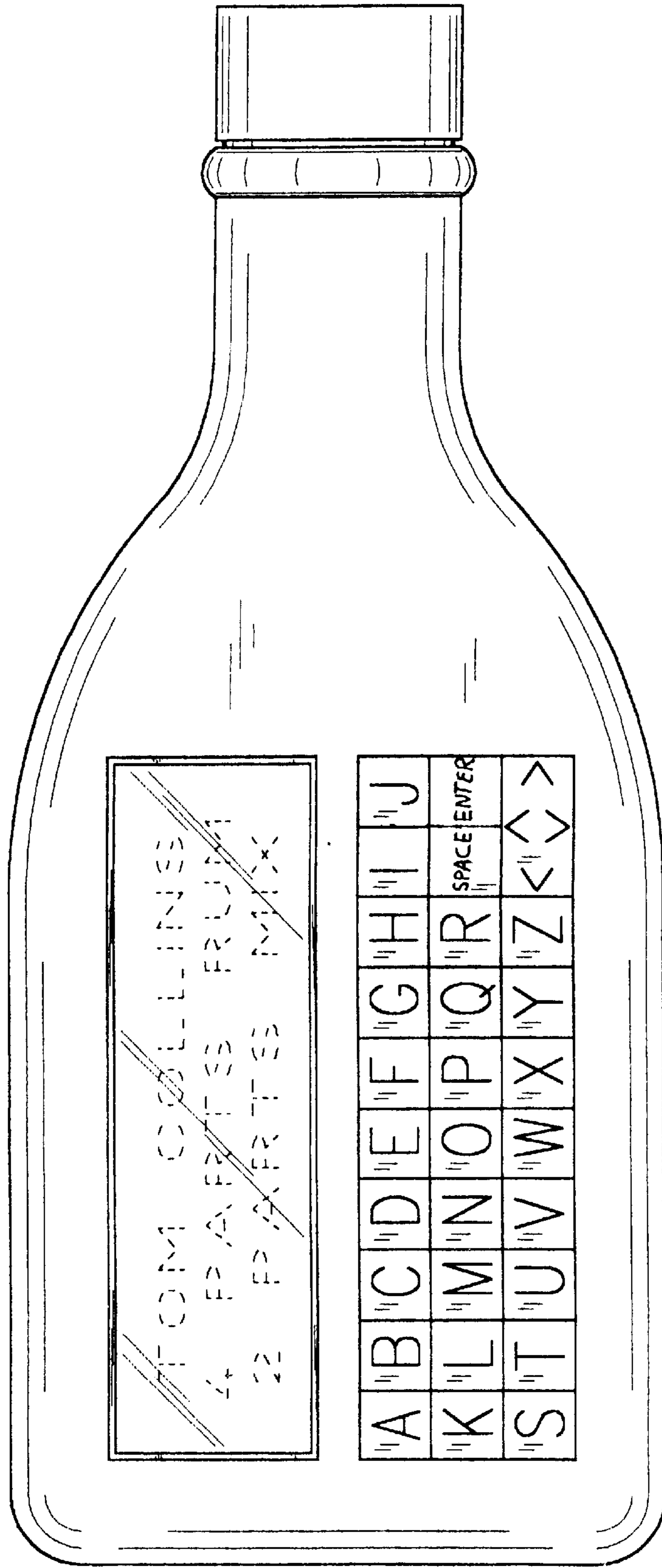


FIG. 1

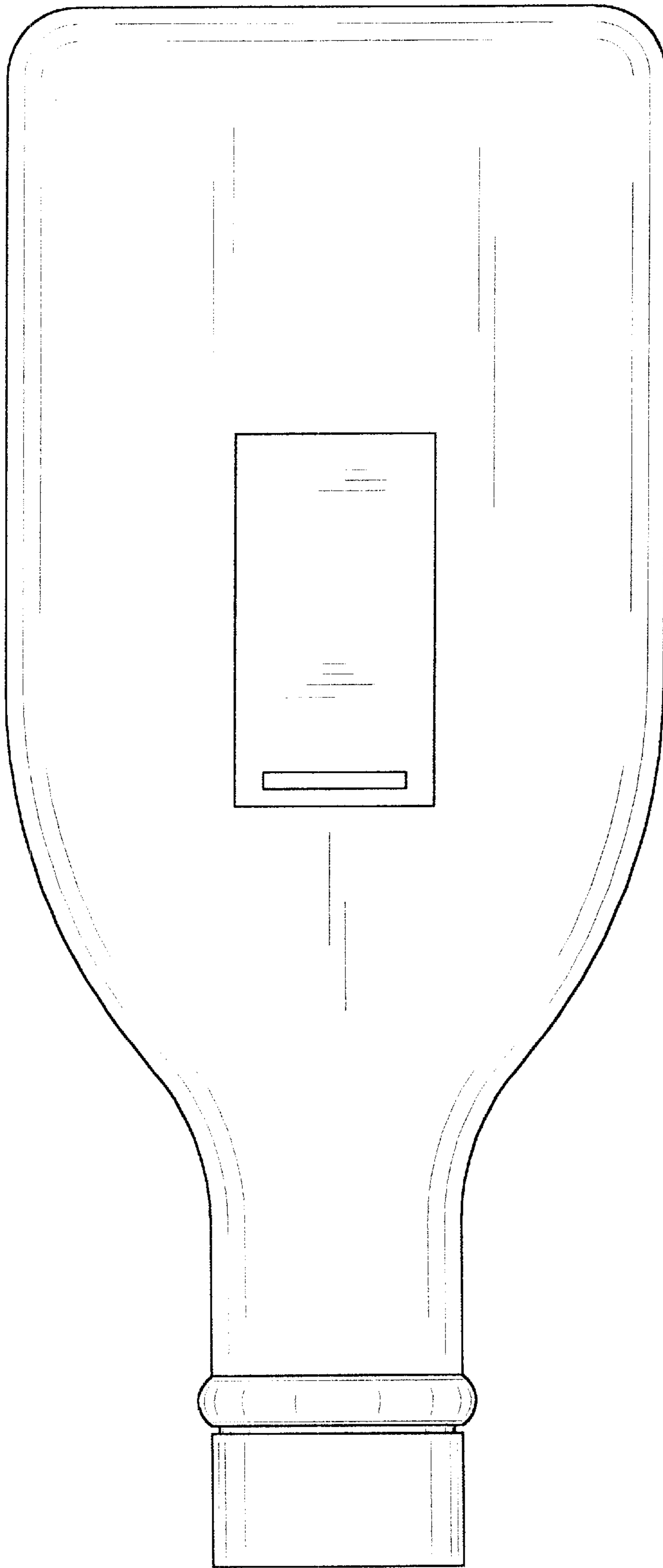


FIG. 2

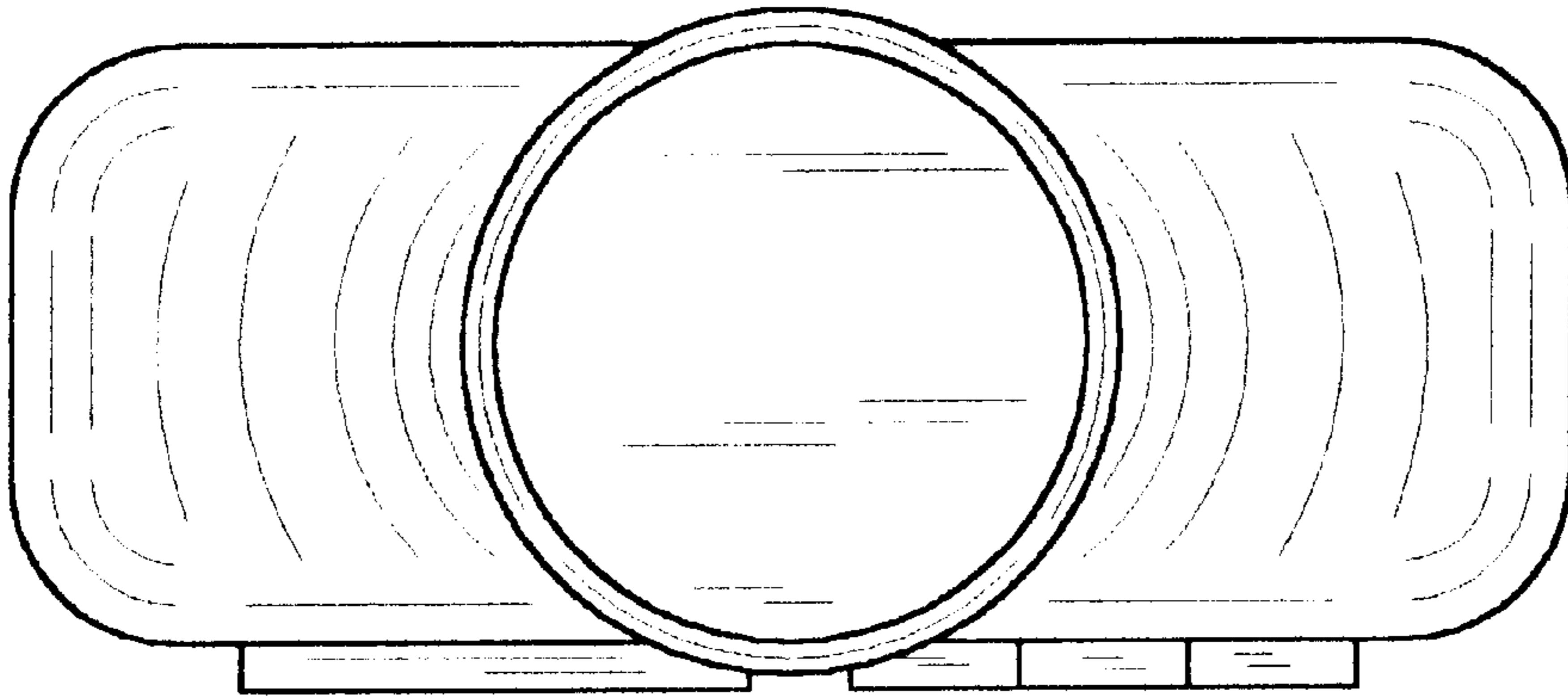


FIG. 4




FIG. 3

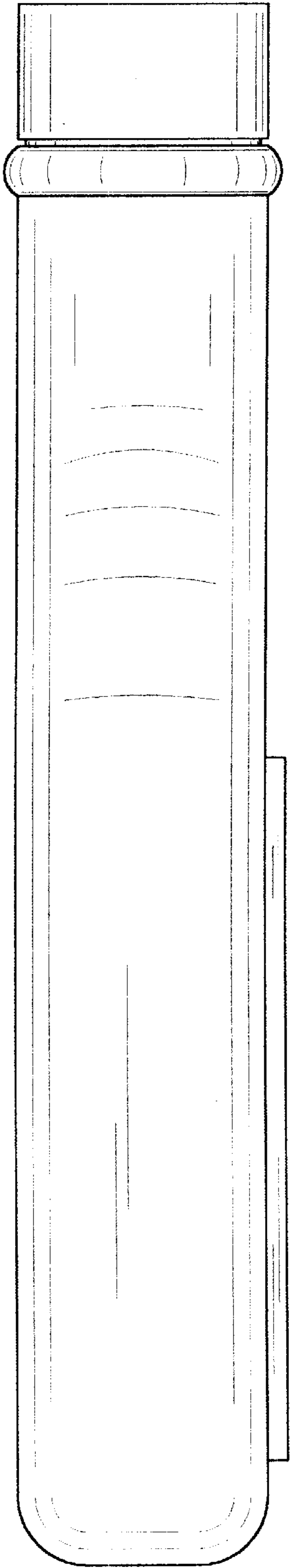


FIG. 5




FIG. 6