



US00D477991S

(12) **United States Design Patent**  
**Dretzka**

(10) **Patent No.:** **US D477,991 S**

(45) **Date of Patent:** **\*\* Aug. 5, 2003**

(54) **ROUND PUMP**

D419,864 S \* 2/2000 Kuzma et al. .... D9/300

(75) Inventor: **Philip C. Dretzka**, Cleveland Heights, OH (US)

\* cited by examiner

(73) Assignee: **InterDesign, Inc.**, Solon, OH (US)

*Primary Examiner*—Paula A. Mortimer

(\*\*) Term: **14 Years**

(74) *Attorney, Agent, or Firm*—D. Peter Hochberg; Katherine R. Vieyra; Sean Mellino

(21) Appl. No.: **29/165,391**

(57) **CLAIM**

(22) Filed: **Aug. 9, 2002**

The ornamental design for a round pump, as shown and described.

(51) **LOC (7) Cl.** ..... **09-01**

**DESCRIPTION**

(52) **U.S. Cl.** ..... **D9/300**

(58) **Field of Search** ..... D9/300, 556, 558, D9/571-575, 447-449, 542, 549, 544-545; 215/382, 383, 384; 222/321.1-321.9, 212-213, 215, 257, 384; D6/542, 543, 544, 545; 221/282, 283, 284; D28/91.1

FIG. 1 is a perspective view of a round pump embodying this invention;

FIG. 2 is a top view of the round pump shown in FIG. 1; FIG. 3 is a front elevation view of the round pump shown in FIG. 1;

(56) **References Cited**

**U.S. PATENT DOCUMENTS**

- 608,391 A \* 8/1898 Gropley et al. .... D28/91.1
- 4,809,878 A \* 3/1989 Rainey ..... 222/321.9
- D351,991 S \* 11/1994 Bertolini et al. .... D9/300
- D375,454 S \* 11/1996 Lathrop et al. .... D9/300
- D416,154 S \* 11/1999 Diehl ..... D6/542

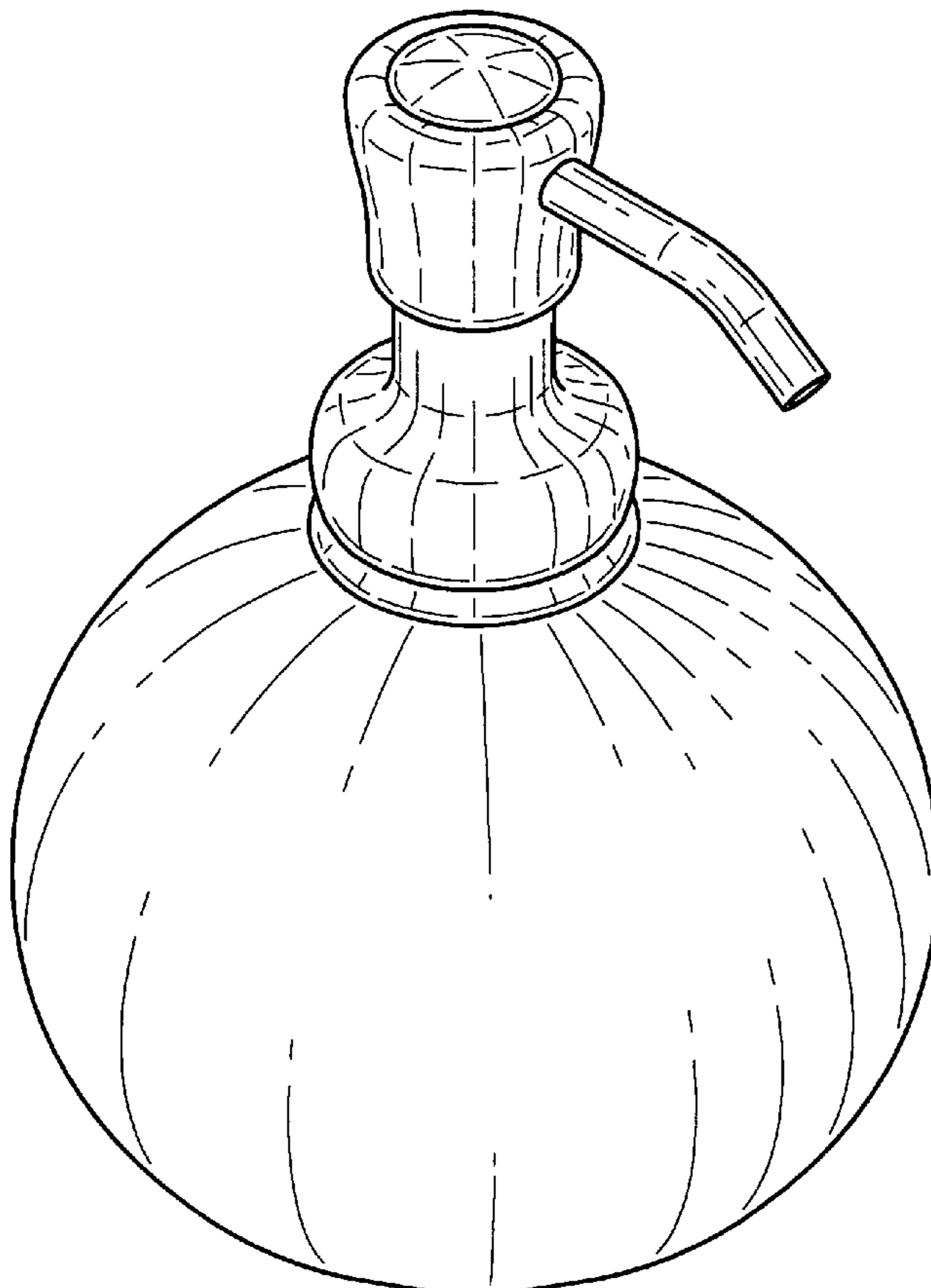
FIG. 4 is a right side elevation view of the round pump shown in FIG. 1;

FIG. 5 is a rear elevation view of the round pump shown in FIG. 1;

FIG. 6 is a left side elevation view of the round pump shown in FIG. 1; and,

FIG. 7 is a bottom view of the round pump shown in FIG. 1.

**1 Claim, 3 Drawing Sheets**



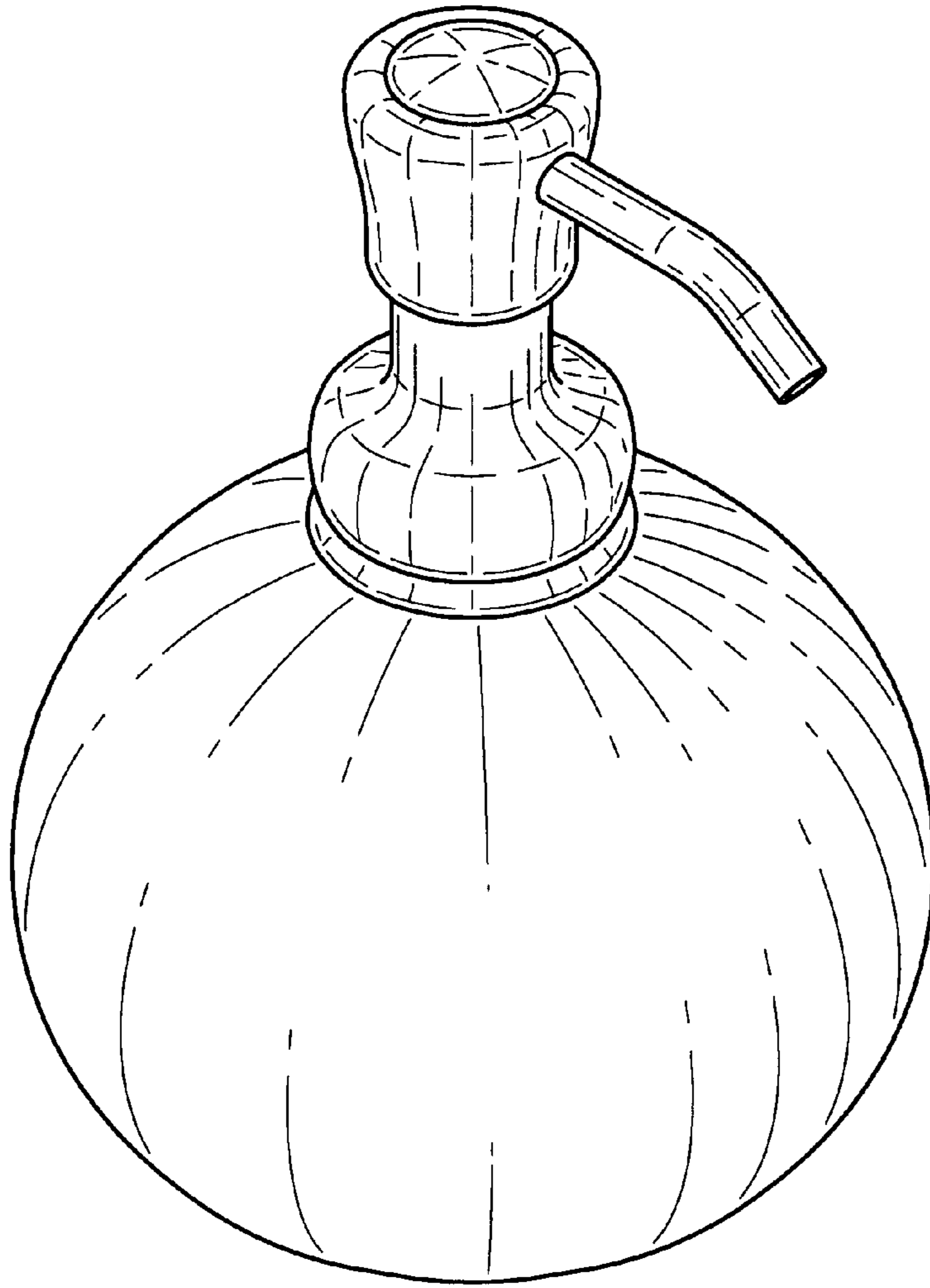


FIG-1




FIG-2




FIG-3




FIG-4




FIG-5

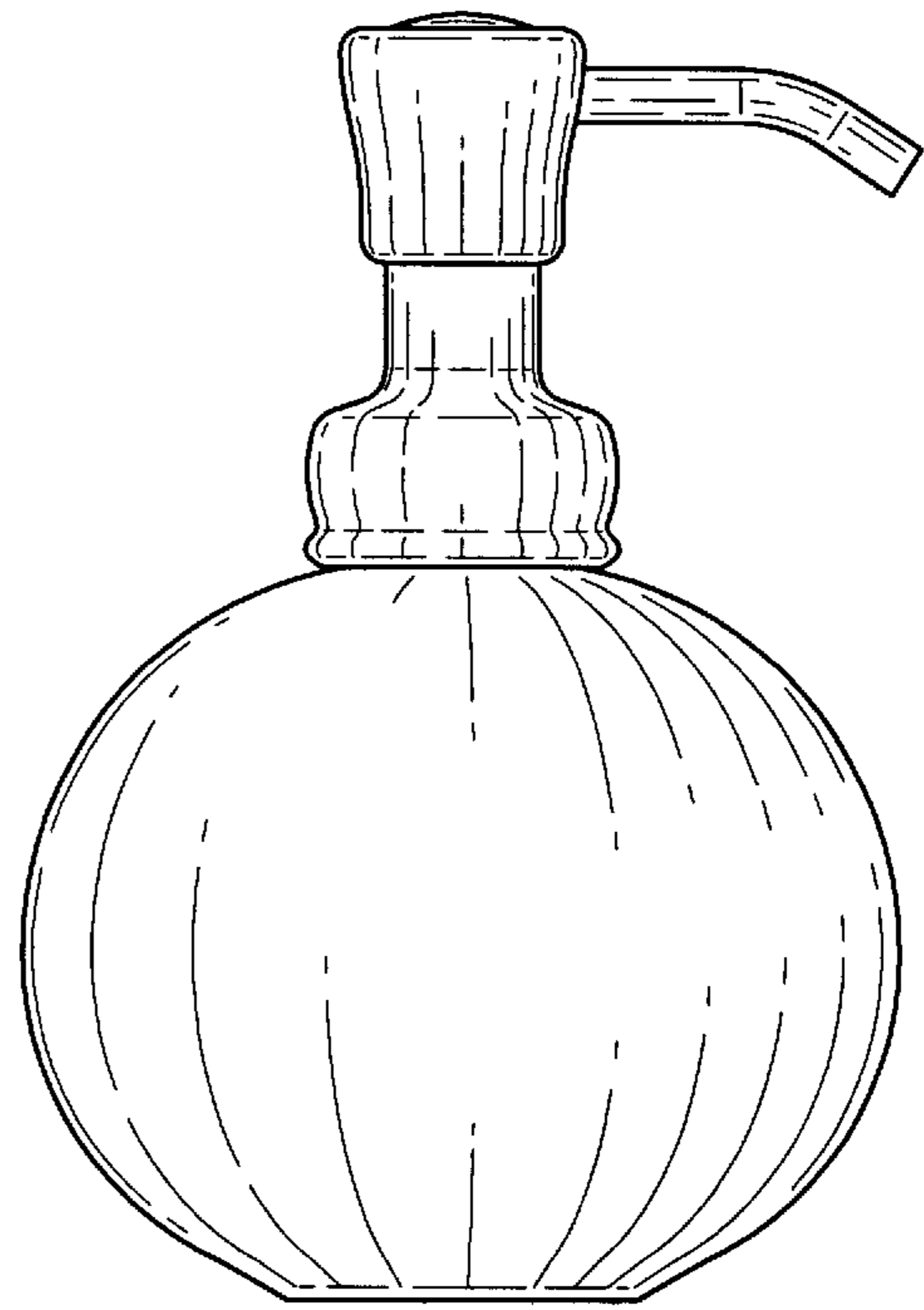


FIG-6

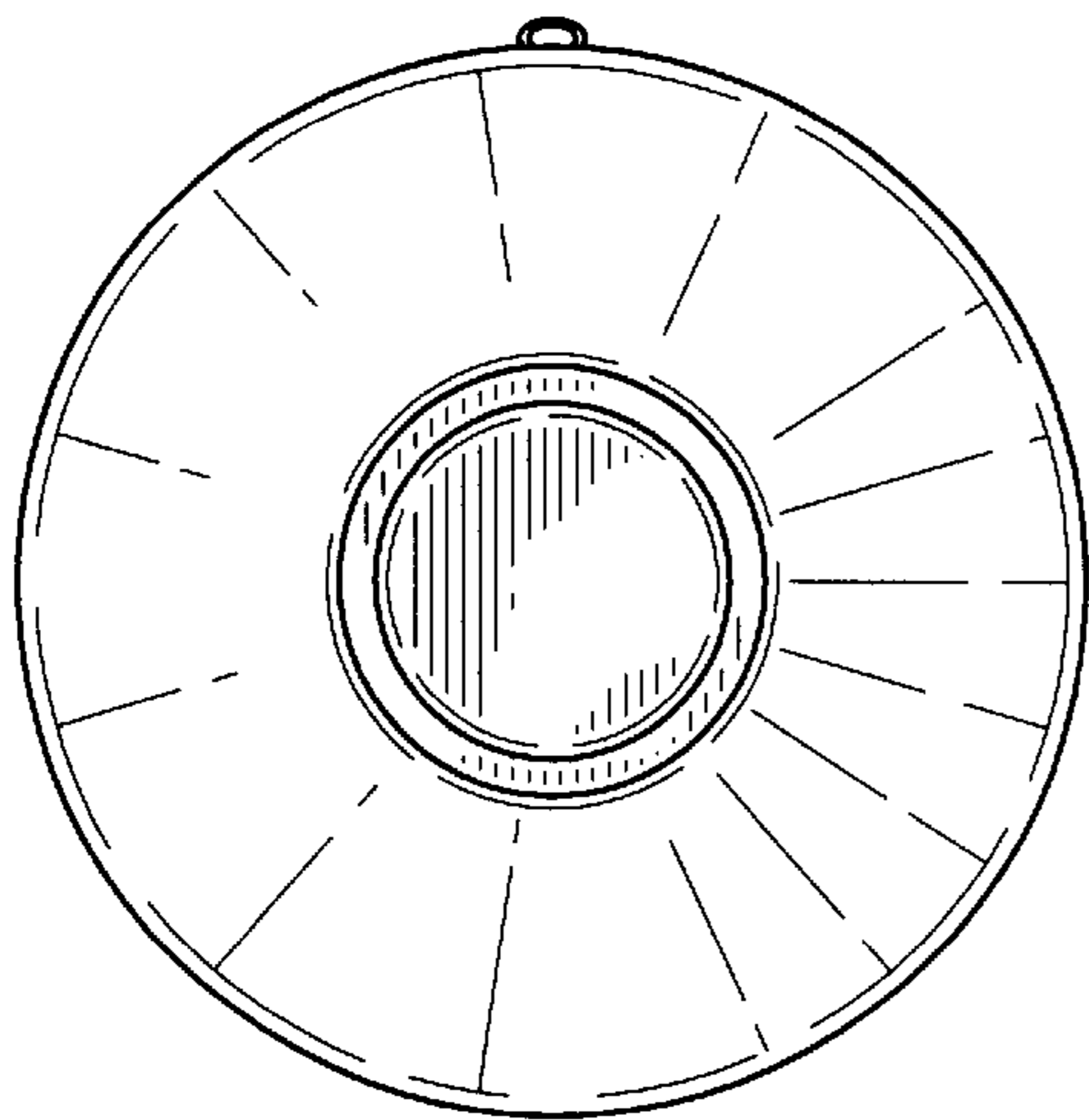


FIG-7