



US00D477972S

(12) **United States Design Patent**
Schülein

(10) **Patent No.:** **US D477,972 S**

(45) **Date of Patent:** **** Aug. 5, 2003**

(54) **SKIMMER**

(75) **Inventor:** **Rolf-Günter Schülein**, Singhofen (DE)

(73) **Assignee:** **Leifheit AG**, Nassau (DE)

(**) **Term:** **14 Years**

(21) **Appl. No.:** **29/165,599**

(22) **Filed:** **Aug. 13, 2002**

(30) **Foreign Application Priority Data**

Feb. 13, 2002 (DE) 402 01 222

(51) **LOC (7) Cl.** **07-04**

(52) **U.S. Cl.** **D7/667; D7/692**

(58) **Field of Search** D7/688, 691, 692,
D7/647, 653; 30/323-325

(56) **References Cited**

U.S. PATENT DOCUMENTS

D188,618 S * 8/1960 Latham D7/692

D188,620 S * 8/1960 Latham D7/647

D301,533 S * 6/1989 Zimmerman D7/647

D309,236 S * 7/1990 Cheng D7/647

5,189,793 A * 3/1993 Ratzon et al. 30/324

* cited by examiner

Primary Examiner—Terry A. Wallace

(74) *Attorney, Agent, or Firm*—Frishauf, Holtz, Goodman & Chick, P.C.

(57) **CLAIM**

The ornamental design for a skimmer, as shown and described.

DESCRIPTION


FIG. 1 is a top, left-side perspective view of a skimmer showing my new design, the top right-side perspective view being a mirror image;

FIG. 2 is a top view thereof;

FIG. 3 is a right side view thereof, the left side view being a mirror image; and,

FIG. 4 is a bottom view thereof.

1 Claim, 1 Drawing Sheet



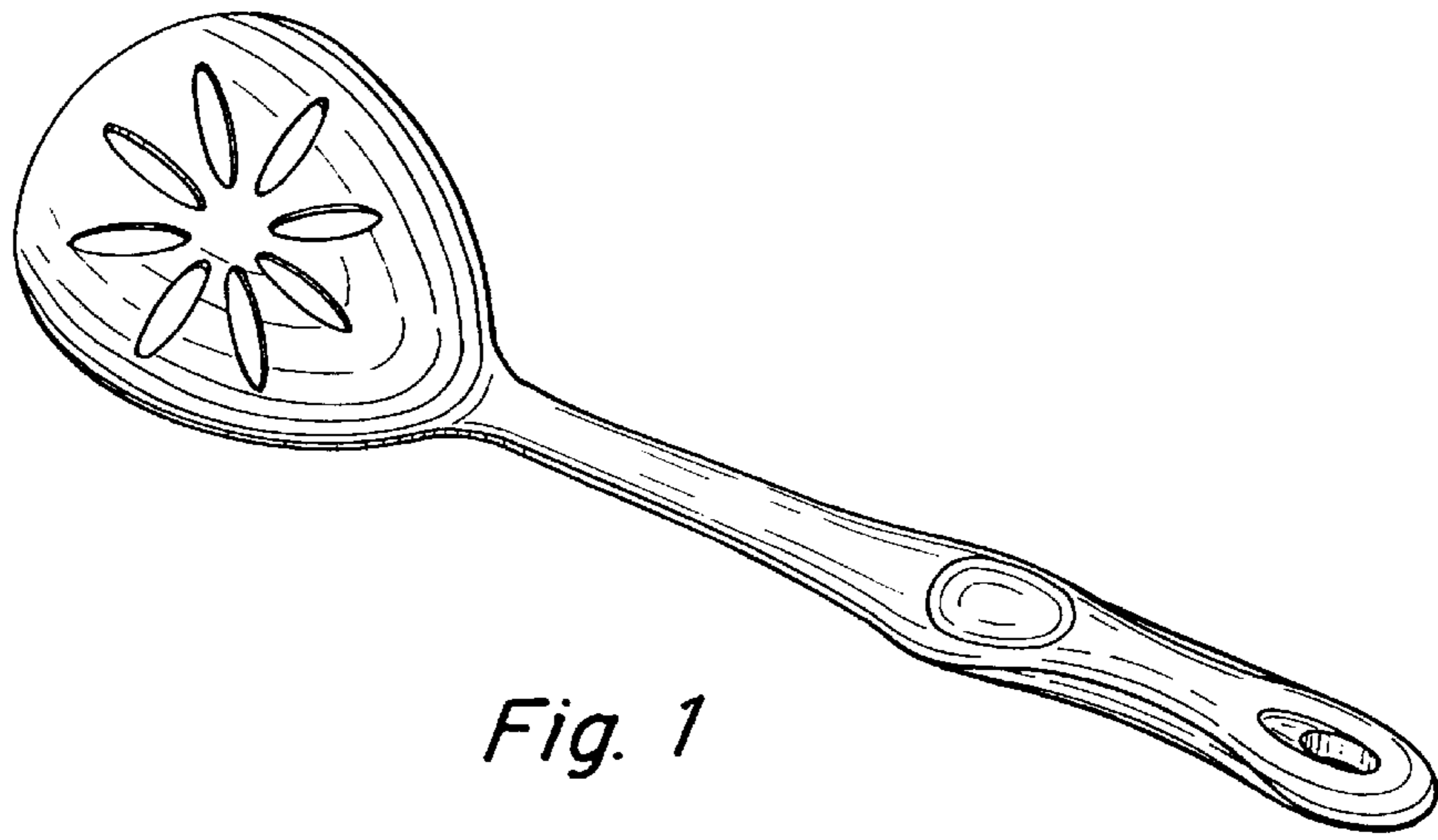


Fig. 1

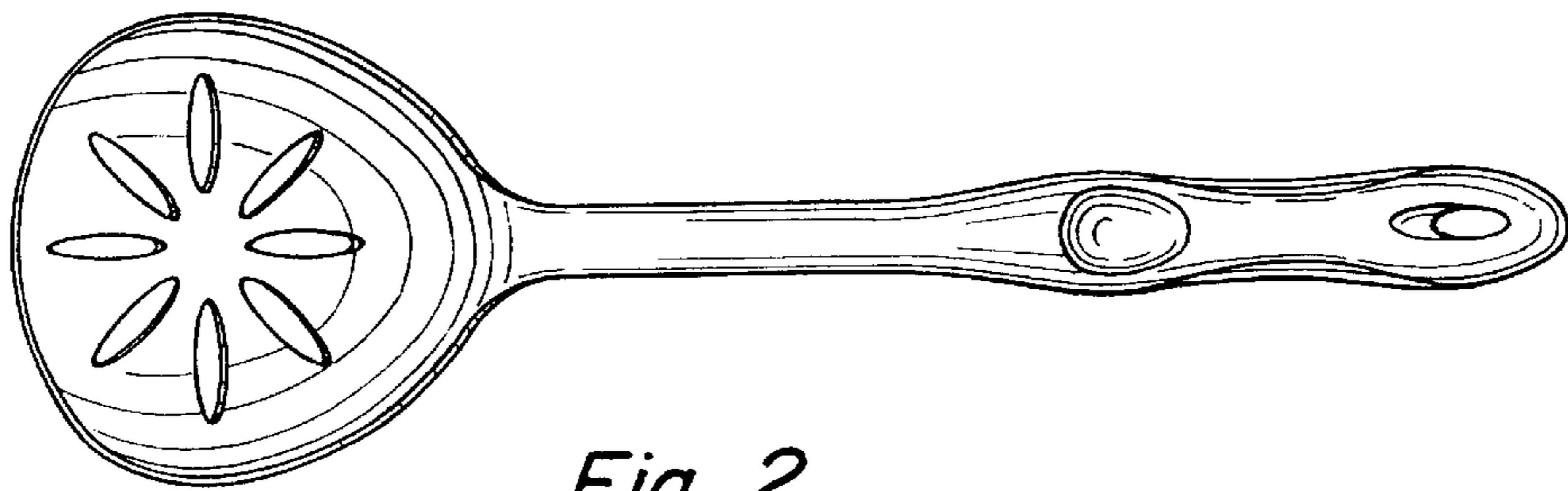


Fig. 2

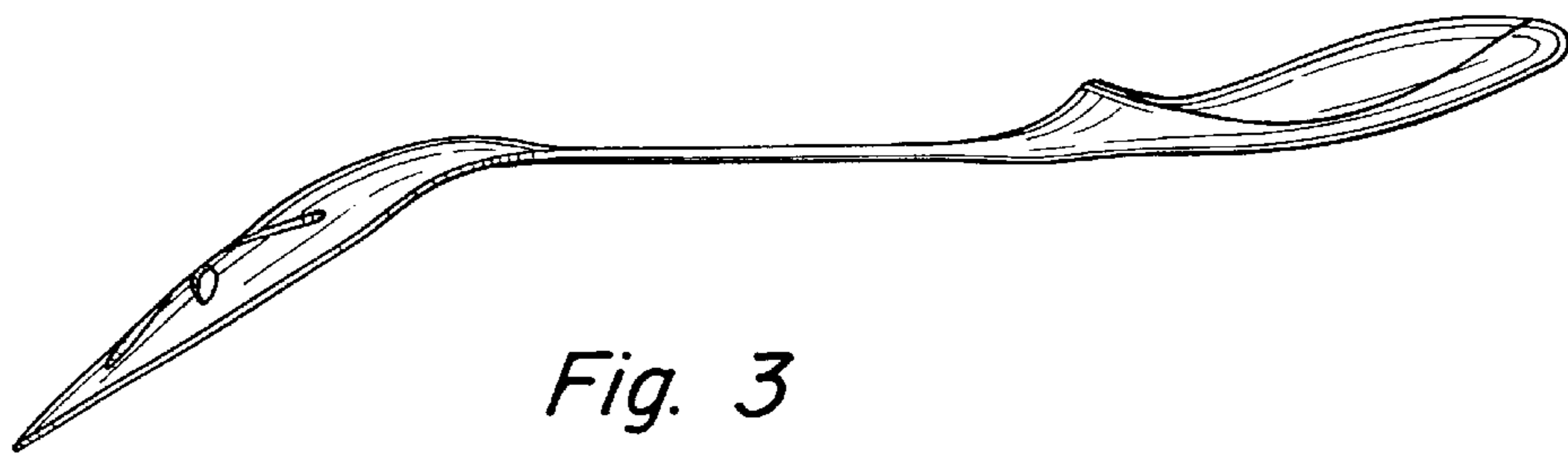


Fig. 3

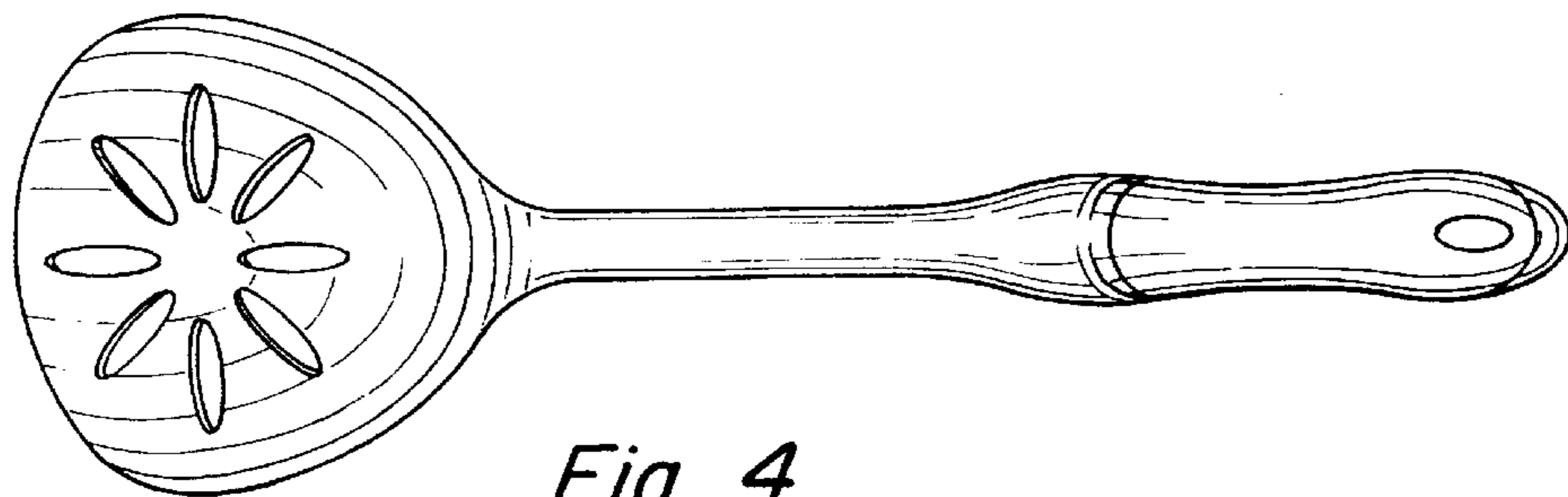


Fig. 4