



US00D477967S

(12) **United States Design Patent**
Burton et al.

(10) **Patent No.: US D477,967 S**

(45) **Date of Patent: ** Aug. 5, 2003**

(54) **PAN HANDLE**

(75) Inventors: **Maximillian Philip Burton**, New York, NY (US); **Philipp Refior**, Brooklyn, NY (US)

(73) Assignee: **World Kitchen, Inc.**, Elmira, NY (US)

(**) Term: **14 Years**

(21) Appl. No.: **29/162,587**

(22) Filed: **Jun. 18, 2002**

(51) **LOC (7) Cl. 07-02**

(52) **U.S. Cl. D7/395**

(58) **Field of Search** D7/393, 395, 401.2, D7/354-361; D8/107; 16/110.1, 430, 431, 436, 441, 444; 220/759, 770, 771, 912

(56) **References Cited**

U.S. PATENT DOCUMENTS

2,241,064 A	5/1941	Harbison	
D138,011 S	* 6/1944	Chapman et al. D7/395
2,867,352 A	1/1959	Kawano	
3,598,105 A	8/1971	Cristaldi	
3,736,917 A	6/1973	Stepanek	
3,797,694 A	3/1974	See et al.	
3,937,359 A	2/1976	Stockton, Jr.	
4,285,441 A	8/1981	Ziskind	
4,390,113 A	6/1983	Bird	
4,670,398 A	6/1987	Song	
4,680,829 A	* 7/1987	Baumgarten 220/759
4,736,867 A	4/1988	Feimer et al.	
4,917,262 A	4/1990	Mita	
4,926,521 A	* 5/1990	Gagnepain 16/430 X
5,065,889 A	11/1991	Conti	
5,201,264 A	4/1993	Thelen et al.	
5,265,749 A	11/1993	Zutler	

5,387,781 A	2/1995	Berkoff
5,388,732 A	2/1995	Greger
5,622,274 A	4/1997	Bright
5,653,881 A	8/1997	Bruss et al.
5,724,885 A	3/1998	Uy
RE36,072 E	2/1999	Uy
6,006,939 A	12/1999	Wai
6,244,251 B1	6/2001	Wada et al.
6,289,795 B1	9/2001	McLemore et al.
6,298,681 B1	10/2001	Esty et al.
6,307,193 B1	10/2001	Toole

OTHER PUBLICATIONS

Website, www.goldaskichen.com, 2 pp.
Website, www.thekitchenook.com, 1 page.

* cited by examiner

Primary Examiner—Terry A. Wallace
(74) *Attorney, Agent, or Firm*—Wolf, Greenfield & Sacks, P.C.

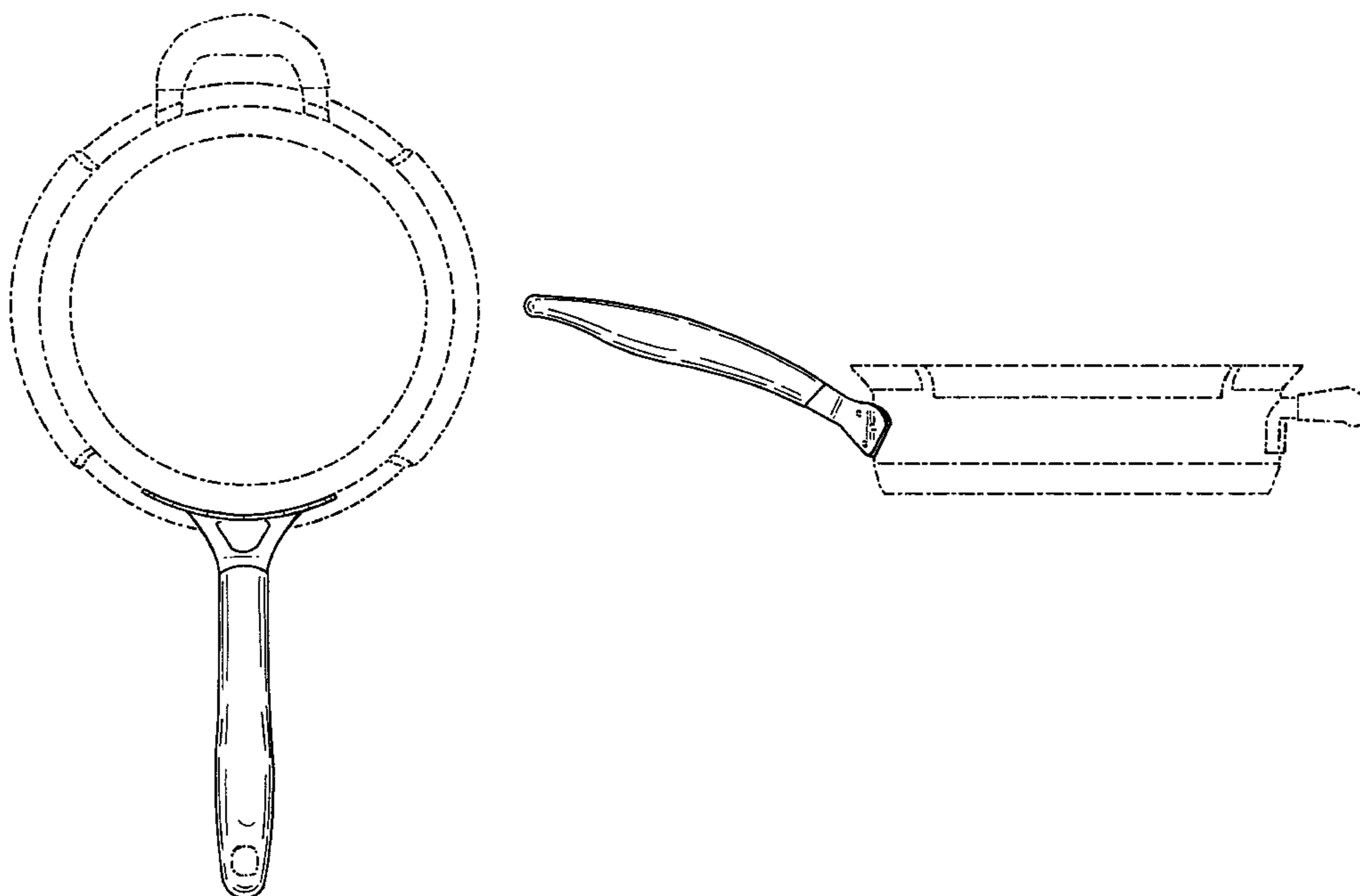
(57) **CLAIM**

The ornamental design for a pan handle, as shown and described.

DESCRIPTION

FIG. 1 is a side, top perspective view of a pan handle showing our new design, the broken lines showing the attached pan, second handle and rivets are for illustrative purposes only and form no part of the claimed design; FIG. 2 is a top view thereof; FIG. 3 is a bottom view thereof; FIG. 4 is a left side view thereof; FIG. 5 is a right side view thereof; FIG. 6 is a front view thereof; and, FIG. 7 is a rear view thereof.

1 Claim, 4 Drawing Sheets



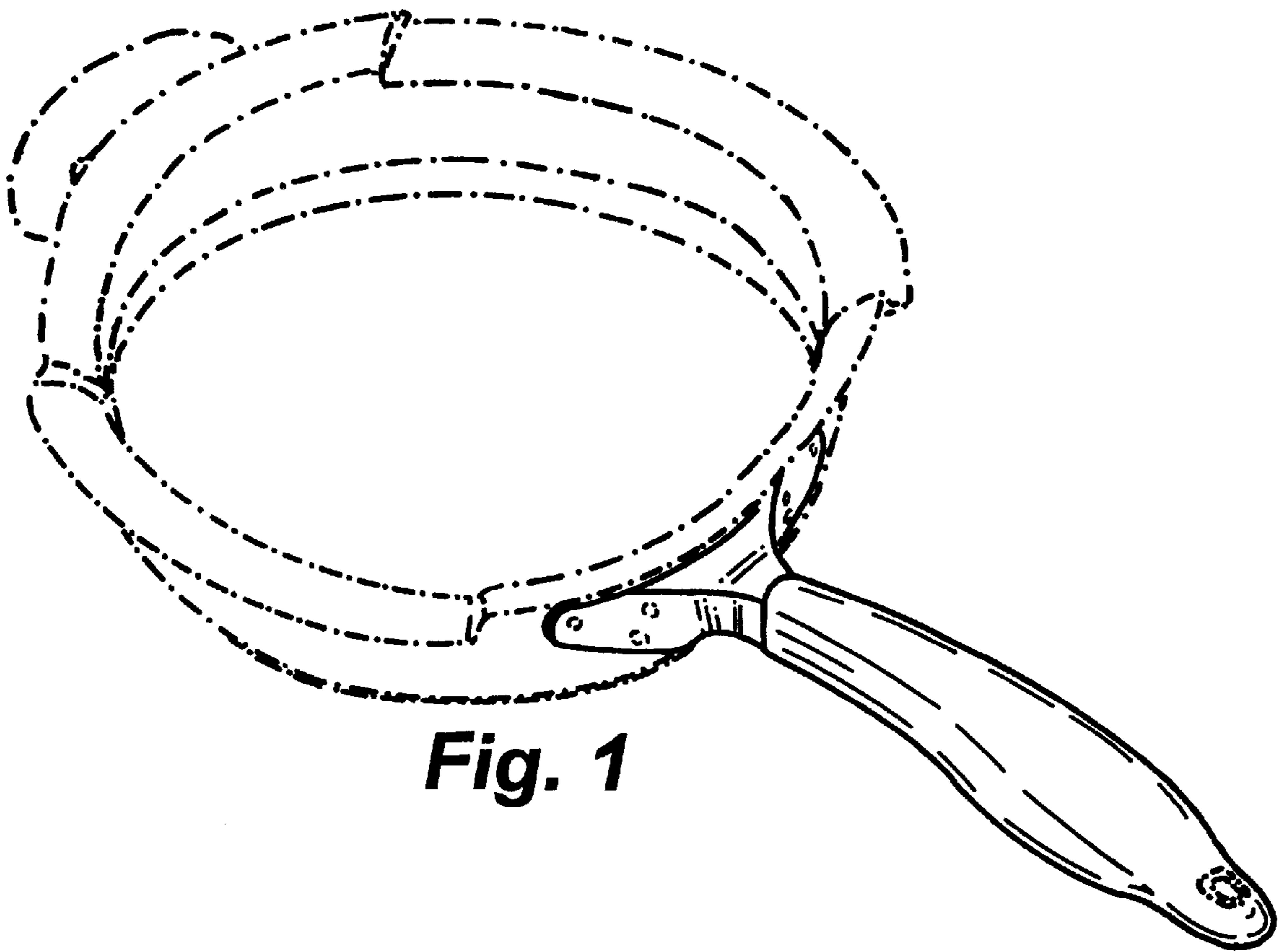


Fig. 1

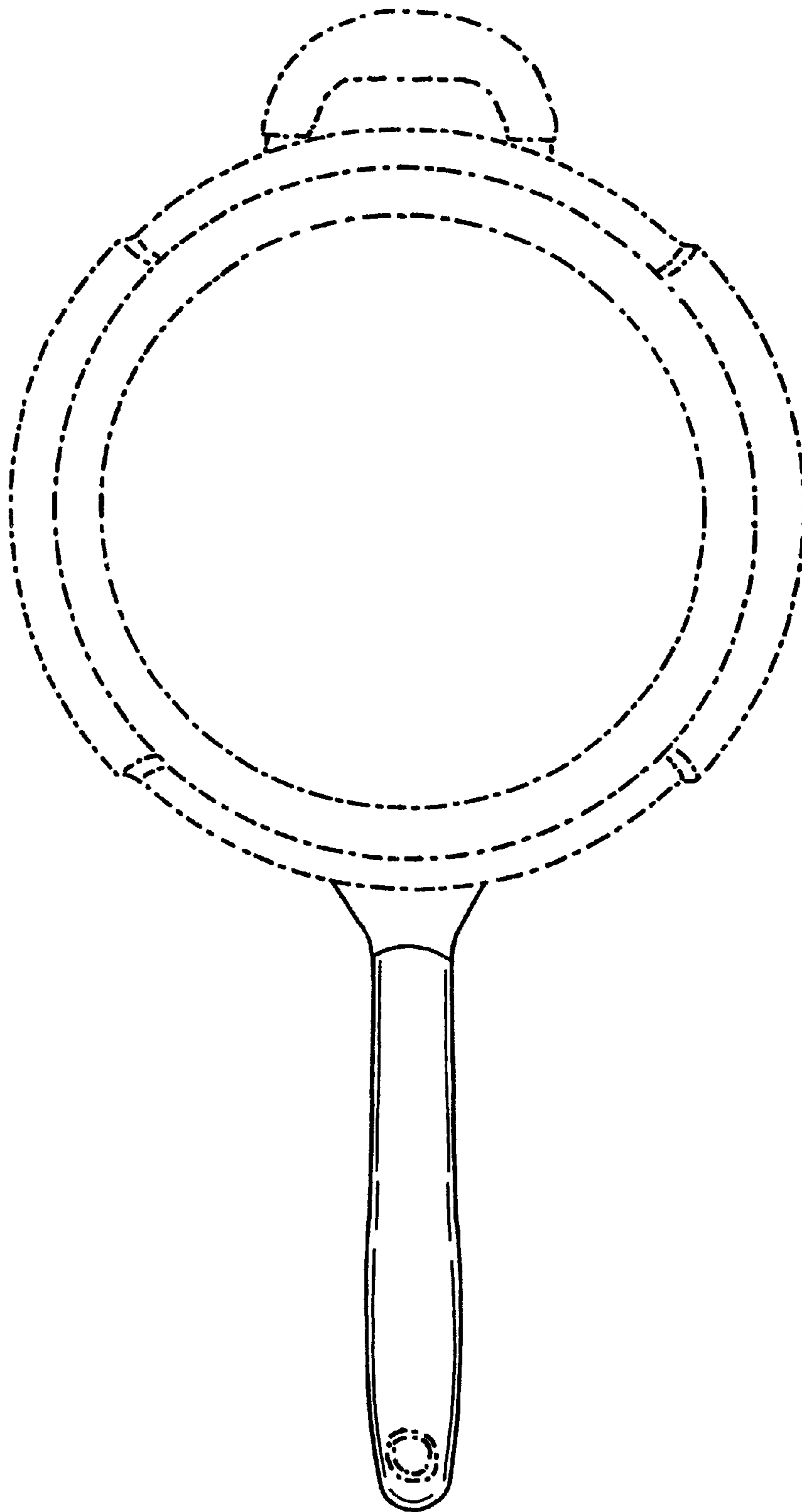


Fig. 2

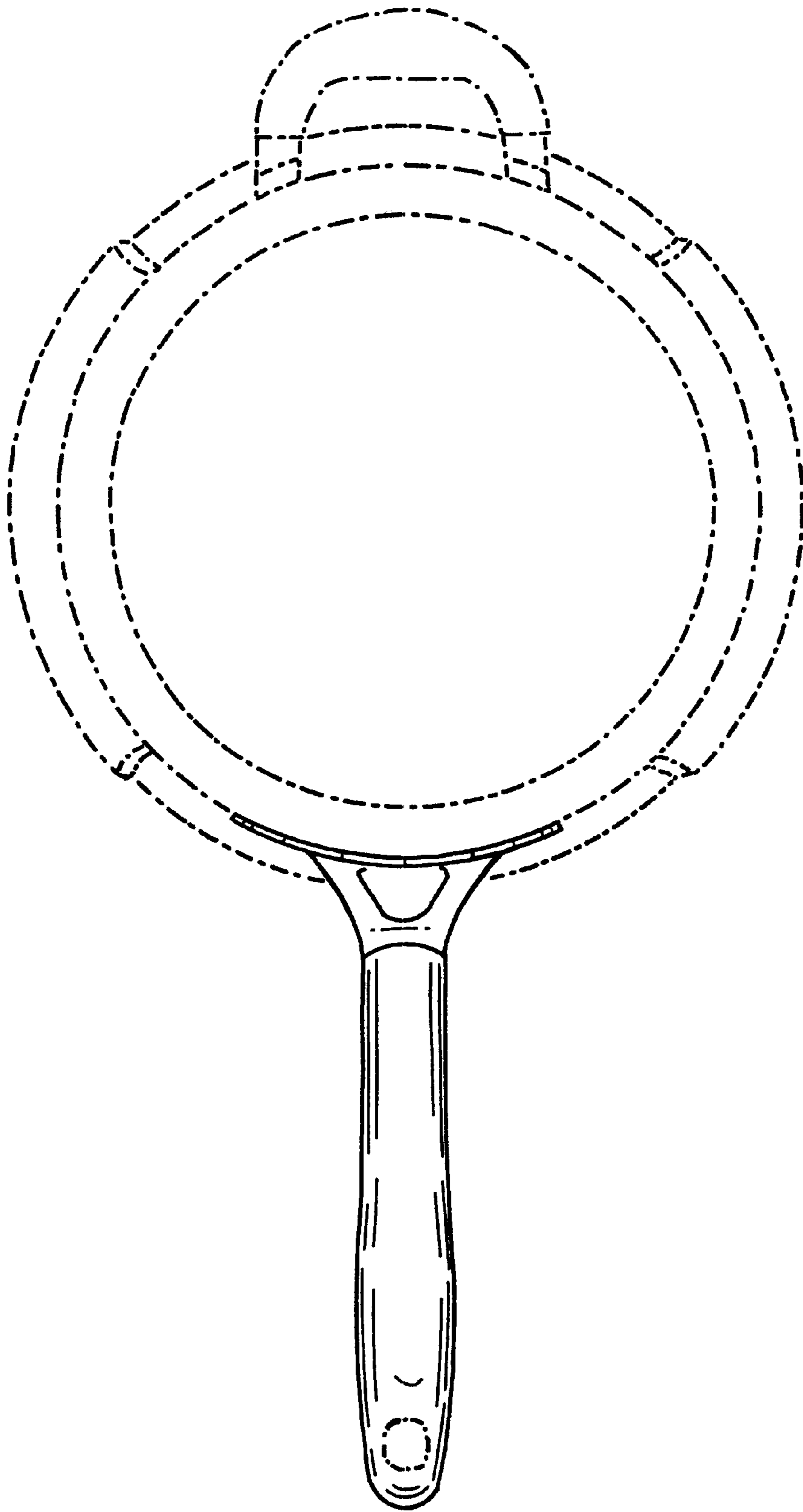


Fig. 3




Fig. 4




Fig. 5

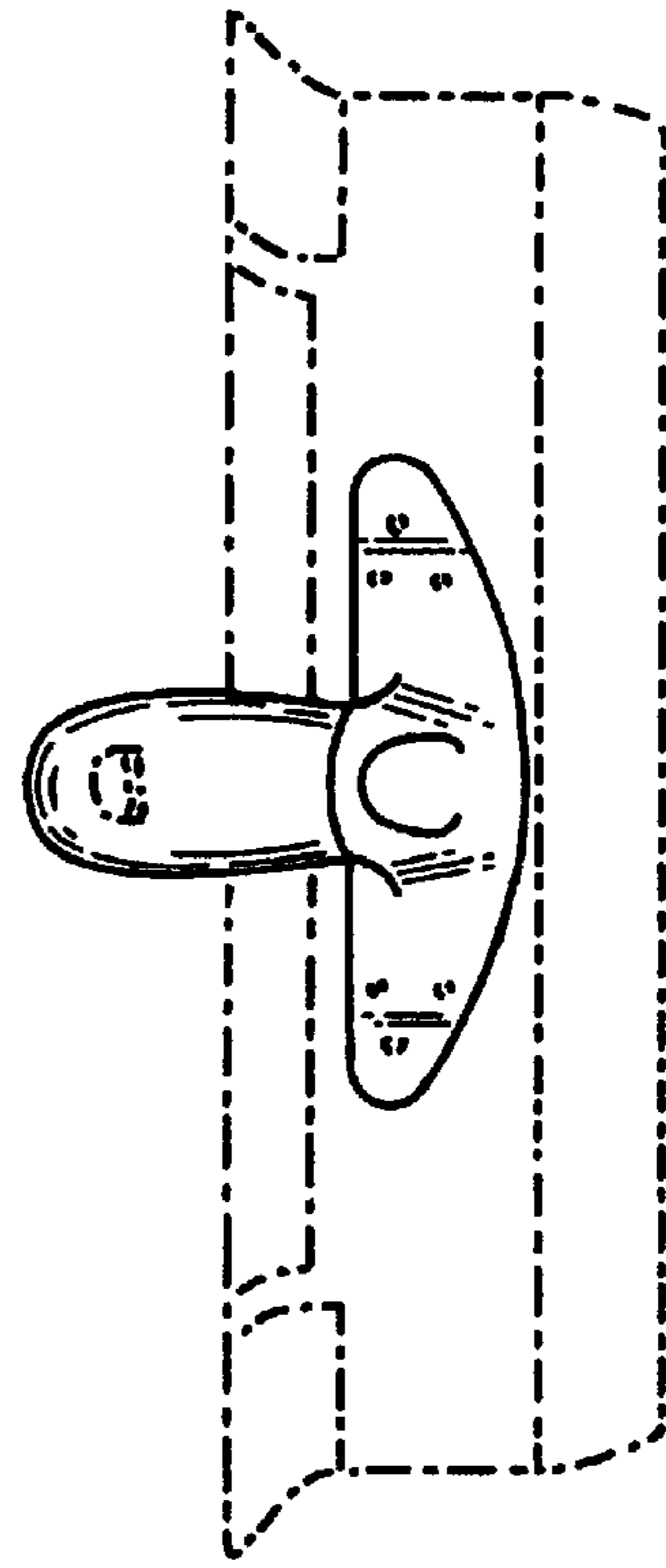


Fig. 6

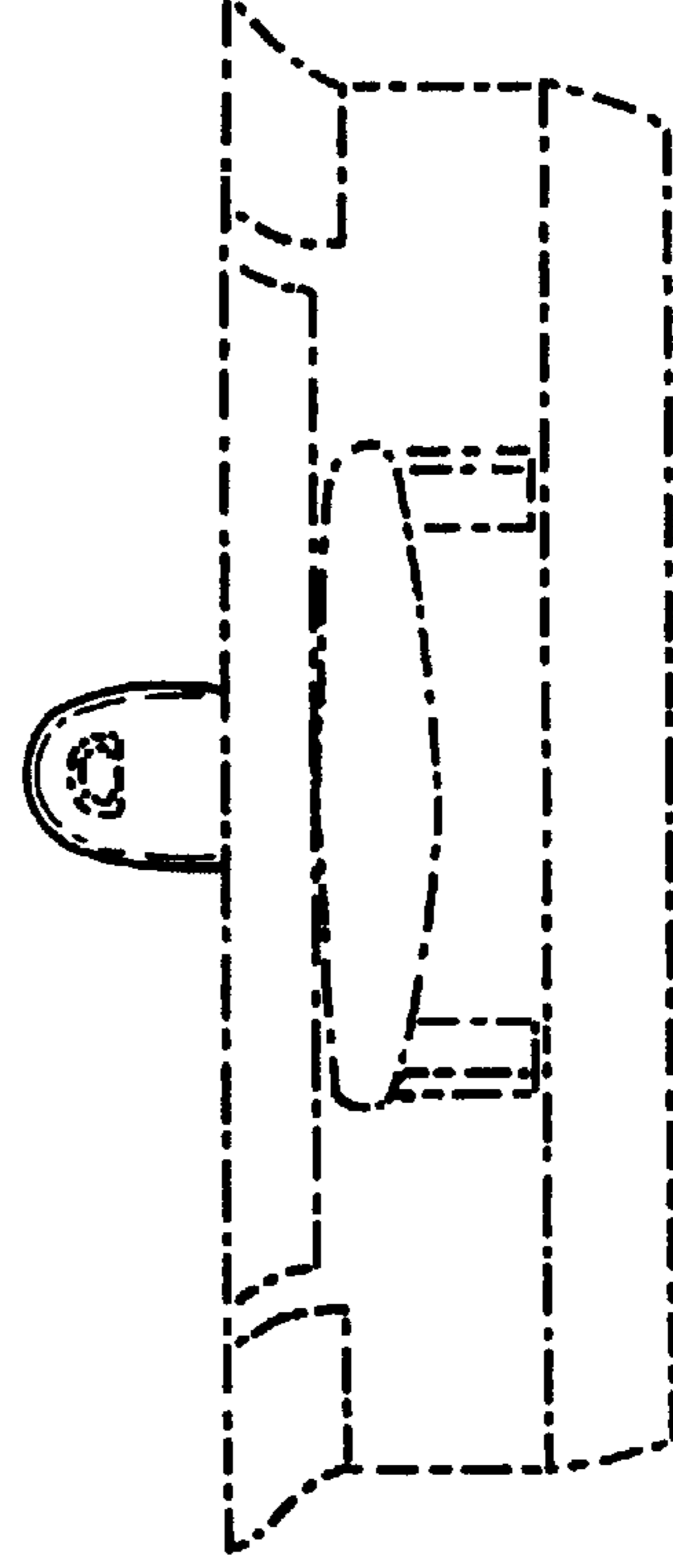


Fig. 7