



US00D477959S

(12) **United States Design Patent**  
**Shunk**

(10) **Patent No.:** **US D477,959 S**

(45) **Date of Patent:** **\*\* Aug. 5, 2003**

(54) **INTEGRATED BEDSHEET SET**

D436,488 S \* 1/2001 Johnson ..... D6/602

(76) **Inventor:** **Wendy L. Shunk**, 22229 McClarren St., Grand Terrace, CA (US) 92313

\* cited by examiner

*Primary Examiner*—Doris V. Coles  
*Assistant Examiner*—T. Chase Nelson

(\*\*) **Term:** **14 Years**

(21) **Appl. No.:** **29/158,105**

(57) **CLAIM**

(22) **Filed:** **Mar. 29, 2002**

The ornamental design for an integrated bedsheet set, as shown and described.

(51) **LOC (7) Cl.** ..... **06-13**

**DESCRIPTION**

(52) **U.S. Cl.** ..... **D6/602**

(58) **Field of Search** ..... D6/595, 596, 597, D6/598, 599, 601, 602, 603, 604, 608, 609, 611, 612, 417, 418, 419, 420, 482, 485, 490, 495, 496, 497, 499, 500, 512, 907, 945, 946; 297/228.1, 229, 452.41

FIG. 1 is a front elevational view of an integrated bedsheet set showing my new design;  
FIG. 2 is a rear elevational view thereof;  
FIG. 3 is a side view, taken from the left side of FIG. 1, the right view being a mirror image thereof;  
FIG. 4 is a top plan view thereof;  
FIG. 5 is a bottom plan view thereof; and,  
FIG. 6 is a perspective view thereof—showing the top sheet of the integrated bedsheet set pulled back for illustrative purposes.

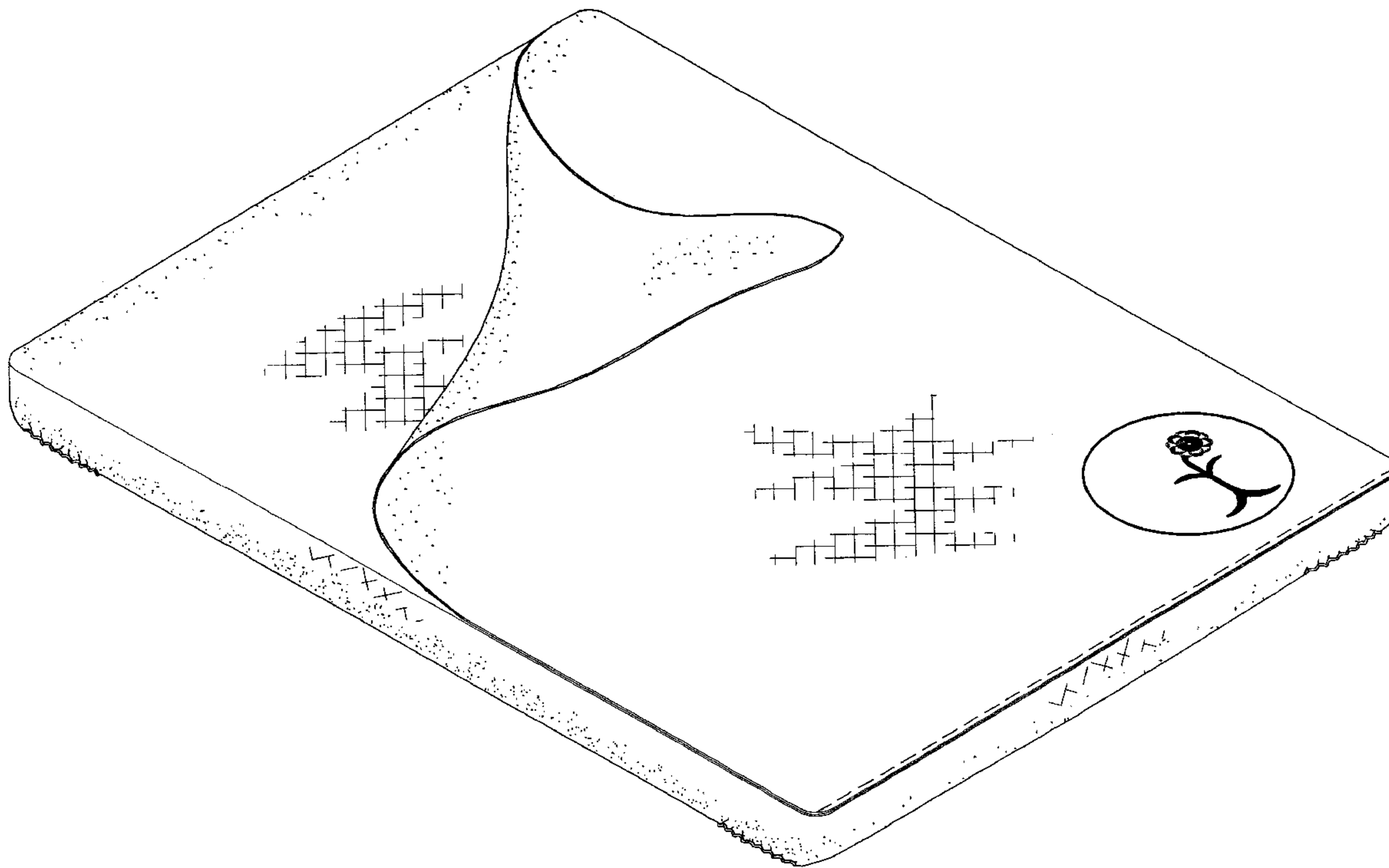
(56) **References Cited**

**U.S. PATENT DOCUMENTS**

4,422,195	A	*	12/1983	Russo et al.	.....	5/495
D313,140	S	*	12/1990	Johnson	.....	D6/596
D338,796	S	*	8/1993	Staudinger	.....	D6/596
D385,739	S	*	11/1997	Palmer	.....	D6/595
D411,932	S	*	7/1999	McClendon	.....	D6/595

The broken line seen in FIGS. 1 and 6 of the drawing views represents stitching.

**1 Claim, 5 Drawing Sheets**






FIG. 1




FIG. 2




FIG. 3

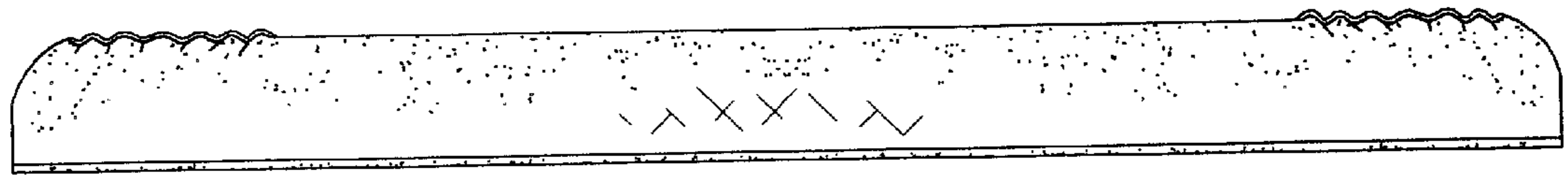


FIG. 4

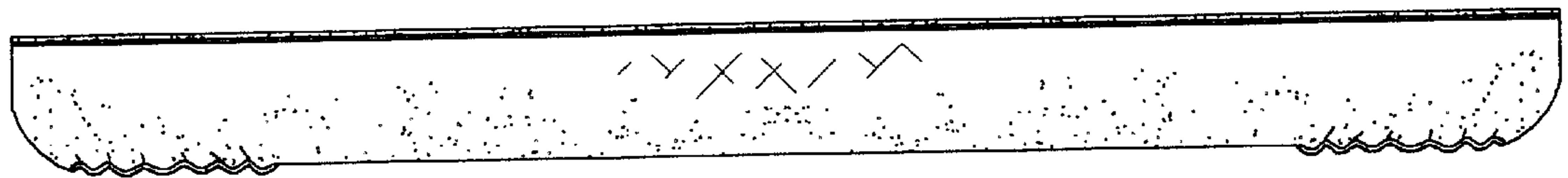


FIG. 5

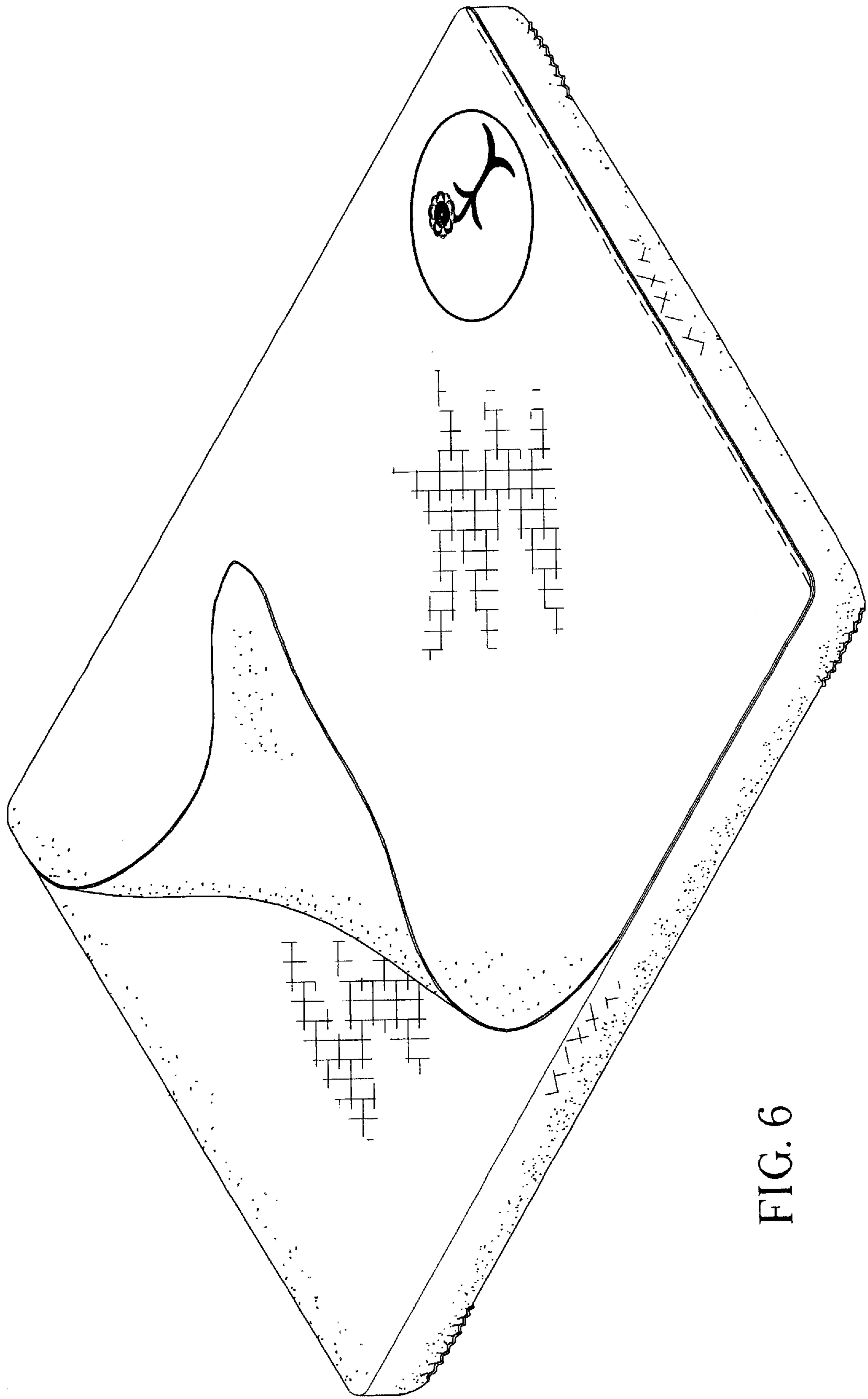


FIG. 6