



US00D477952S

(12) **United States Design Patent**
Gilbert

(10) **Patent No.:** **US D477,952 S**

(45) **Date of Patent:** **** Aug. 5, 2003**

(54) **TOWEL BAR**

(75) **Inventor:** **Christopher Jon Gilbert**, Moreland Hills, OH (US)

(73) **Assignee:** **Moen Incorporated**, North Olmsted, OH (US)

(**) **Term:** **14 Years**

(21) **Appl. No.:** **29/162,536**

(22) **Filed:** **Jun. 18, 2002**

(51) **LOC (7) Cl.** **06-04**

(52) **U.S. Cl.** **D6/549**

(58) **Field of Search** D6/546-50, 518-19, D6/522-24; D8/300, 303, 315-21, 354, 363, 373, 380; 108/28-29; 211/13.1, 16, 60.1, 86.01, 87.01, 88.01, 88.04, 100, 105.1-105.2, 119.003, 123, 126.1, 133.6, 134, 181.1, 182; 248/175, 176.1, 200, 214, 251, 302, 309.1; 16/110.1, 412, 415; 242/570, 590, 595-598; 206/389, 557

(56) **References Cited**

U.S. PATENT DOCUMENTS

1,769,326 A	*	7/1930	Weis	211/123
D286,963 S		12/1986	Waghorn		
D329,347 S		9/1992	Gomes		
D349,208 S		8/1994	Bollenbacher		
D357,379 S		4/1995	Lehn et al.		
D361,006 S	*	8/1995	Sharpe	D6/524
D377,570 S	*	1/1997	Sharpe	D6/524
D392,139 S	*	3/1998	Wu	D6/549
D393,166 S		4/1998	Sharpe		

D400,381 S		11/1998	Solowiej et al.		
5,875,903 A	*	3/1999	Chen	211/105.1
D408,188 S		4/1999	Kuo		
D417,808 S	*	12/1999	Roth et al.	D6/523
D424,352 S	*	5/2000	Roth et al.	D6/549
D426,095 S	*	6/2000	Chen	D6/549
D427,471 S	*	7/2000	Chen	D6/549
6,220,460 B1	*	4/2001	Pan	211/87.01
D452,100 S	*	12/2001	Gilbert	D6/549
D452,792 S	*	1/2002	Gilbert et al.	D6/549
D453,650 S		2/2002	Meck et al.		
D463,187 S	*	9/2002	Gilbert	D6/549
D463,935 S	*	10/2002	Zhao	D6/549
D465,956 S	*	11/2002	Ouyoung	D6/550

* cited by examiner

Primary Examiner—Brian N. Vinson

(74) *Attorney, Agent, or Firm*—Cook, Alex, McFarron, Manzo, Cummings & Mehler, Ltd.


(57) **CLAIM**

The ornamental design for a towel bar, as shown and described.

DESCRIPTION

FIG. 1 is a perspective view of the towel bar of my new design;
FIG. 2 is a right side view, the left side being the reverse of the view shown;
FIG. 3 is a top view;
FIG. 4 is a front view;
FIG. 5 is a bottom view; and,
FIG. 6 is a rear view.

1 Claim, 2 Drawing Sheets



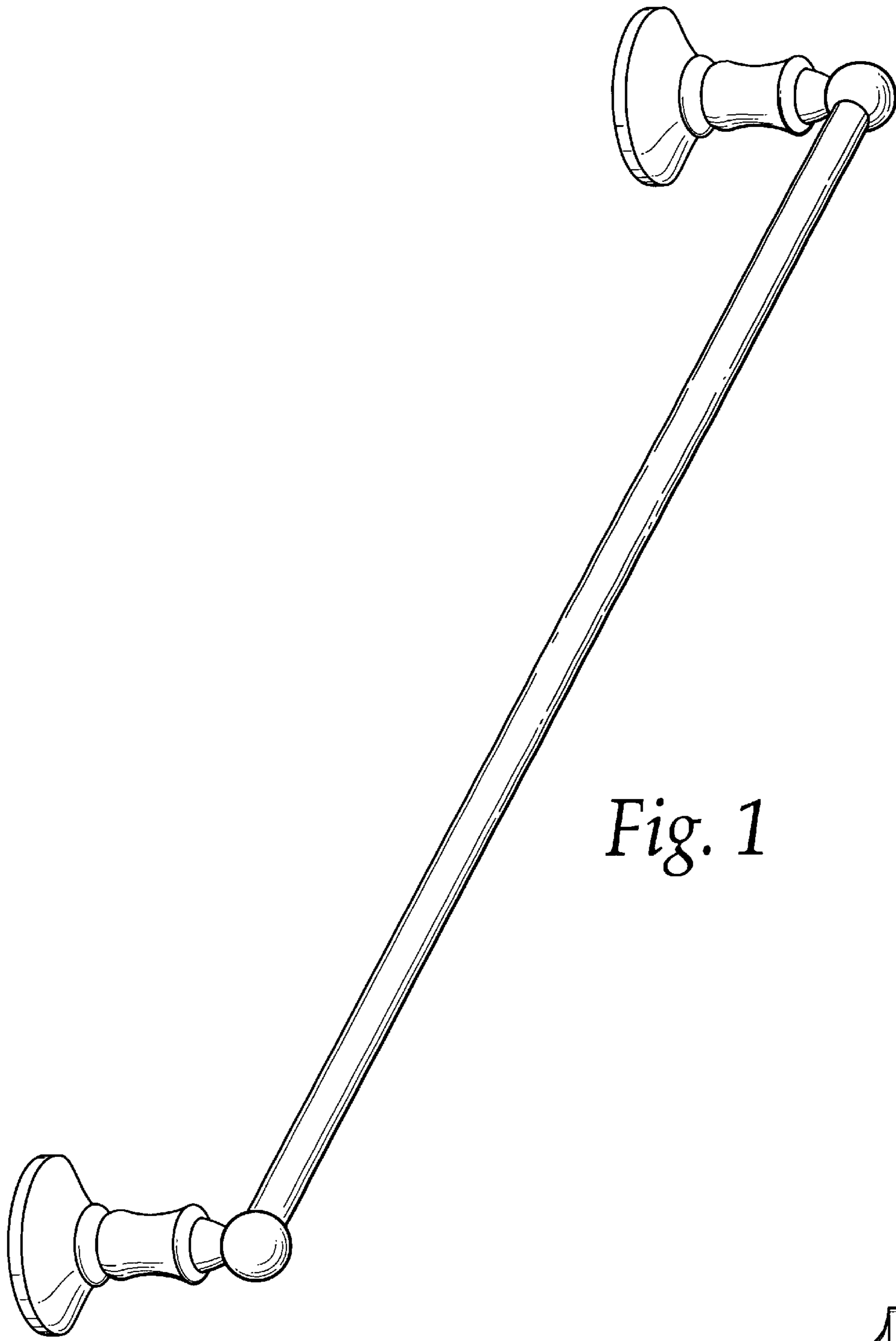


Fig. 1

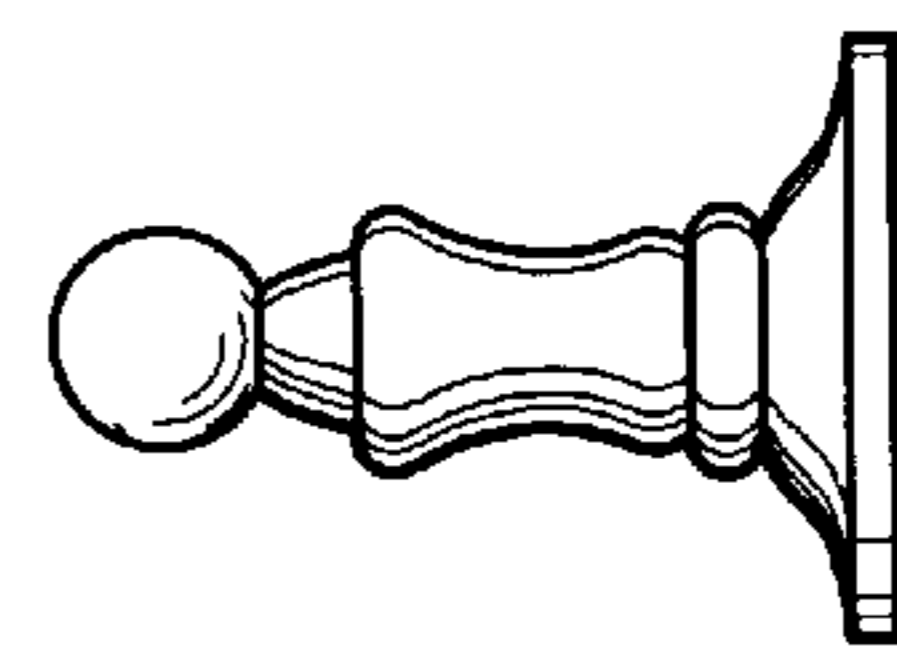


Fig. 2



Fig. 3



Fig. 4

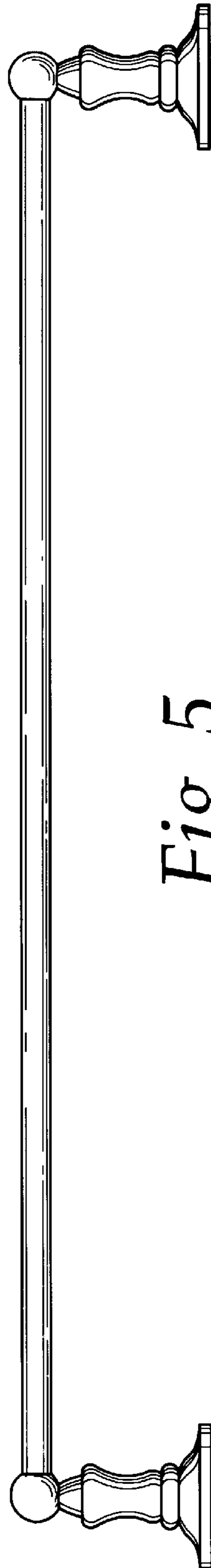


Fig. 5




Fig. 6