



US00D477937S

(12) **United States Design Patent**
Nemec et al.

(10) **Patent No.:** **US D477,937 S**

(45) **Date of Patent:** **** Aug. 5, 2003**

(54) **END PANEL FOR A STORAGE CABINET OR THE LIKE**

(75) **Inventors:** **Brian R. Nemec**, Delavan, WI (US);
Cory R. Boudreau, Madison, WI (US);
William Lindeman, Marshall, WI (US);
Ami Marie Verhalen, Sun Prairie, WI (US);
Richard A. Nelipovich, Madison, WI (US)

(73) **Assignee:** **Spacesaver Corporation**, Fort Atkinson, WI (US)

(**) **Term:** **14 Years**

(21) **Appl. No.:** **29/162,034**

(22) **Filed:** **Jun. 7, 2002**

(51) **LOC (7) Cl.** **06-06**

(52) **U.S. Cl.** **D6/492**

(58) **Field of Search** D6/491, 492, 494,
D6/495, 509, 510, 511, 332; D14/439, 441;
312/249.8, 249.11, 293.2, 249.2; 428/105,
163, 167, 174, 181, 182

(56) **References Cited**

U.S. PATENT DOCUMENTS

2,265,671 A * 12/1941 Quadri 312/204
2,347,985 A * 5/1944 Beersman 312/204
D328,171 S * 7/1992 Hikawa D34/20
D370,580 S * 6/1996 Keller et al. D6/492

D388,268 S * 12/1997 Hahn D6/495
D403,902 S * 1/1999 Schwartz D6/491
D417,099 S * 11/1999 Johnson, Jr. D6/492
D427,783 S * 7/2000 Luedke D6/332
D430,760 S * 9/2000 Maitland-Smith D6/492
D438,034 S * 2/2001 Jermain D6/491

* cited by examiner

Primary Examiner—Cathron C. Brooks

(74) *Attorney, Agent, or Firm*—Boyle, Fredrickson, Newholm, Stein & Gratz, S.C.

(57) **CLAIM**

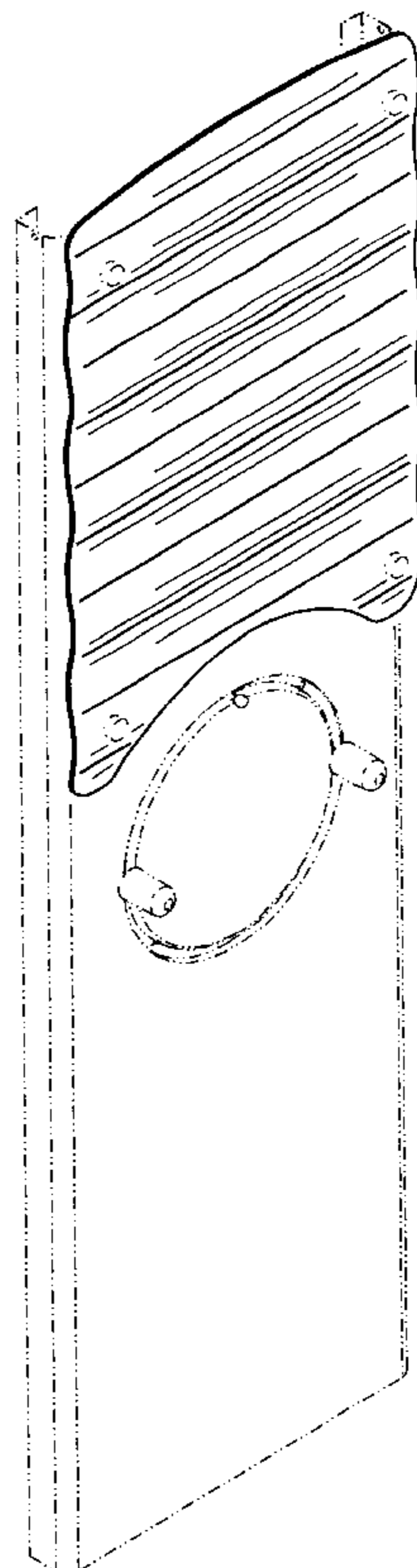
The ornamental design for an end panel for a storage cabinet or the like, as shown and described.

DESCRIPTION

FIG. 1 is an isometric view of an end panel for a storage cabinet incorporating our new design;
FIG. 2 is a front elevation view thereof;
FIG. 3 is a side elevation view thereof;
FIG. 4 is a top plan view thereof;
FIG. 5 is an isometric view of another embodiment of an end panel for a storage cabinet incorporating our new design;
FIG. 6 is a front elevation view thereof;
FIG. 7 is a side elevation view thereof; and,
FIG. 8 is a top plan view thereof.

The broken lines shown are for illustrative purposes only and form no part of the claimed design.

1 Claim, 4 Drawing Sheets



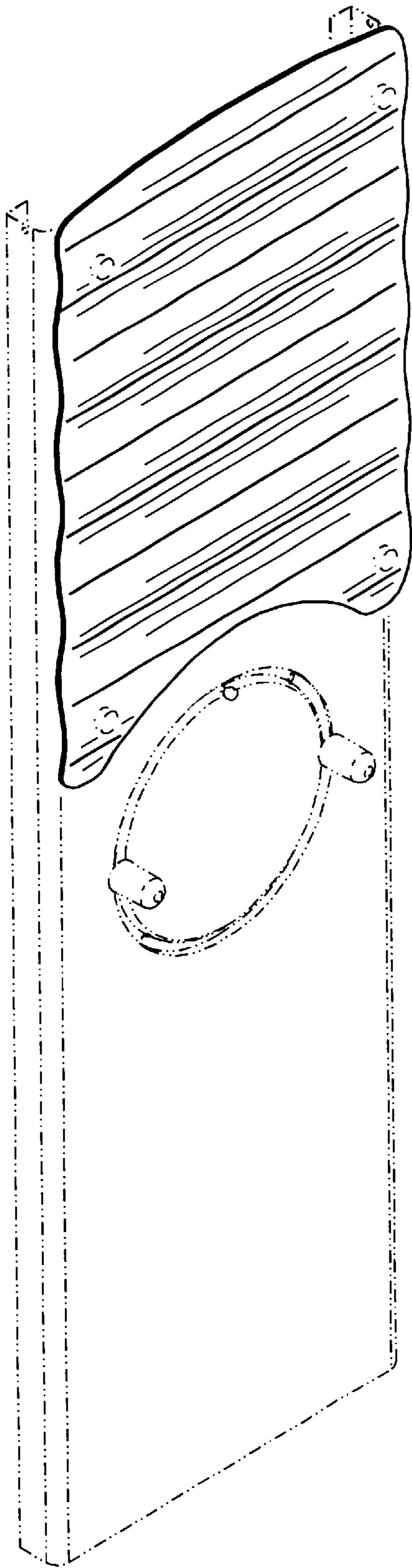


FIG. 1

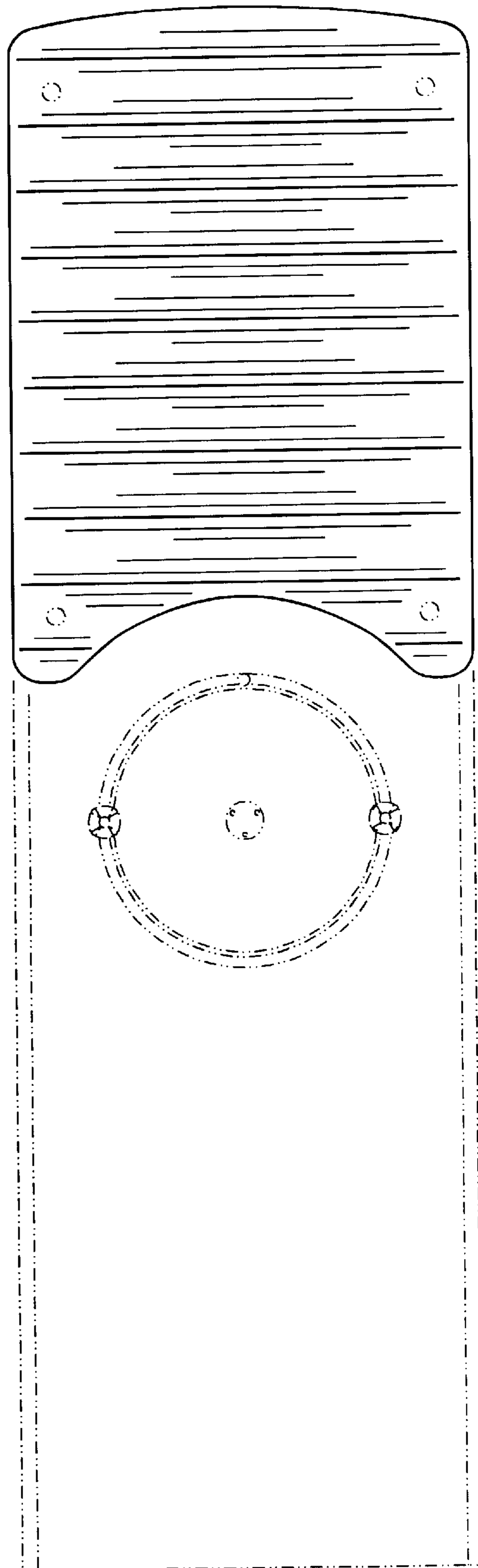


FIG. 2

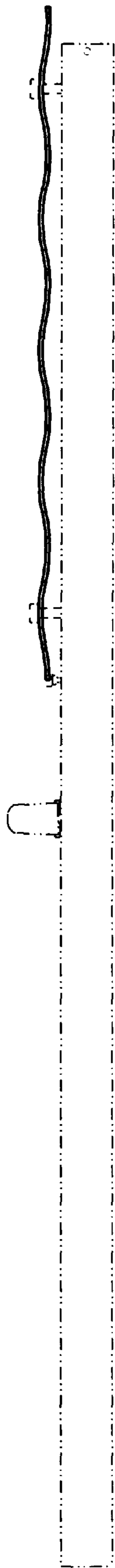


FIG. 3




FIG. 4

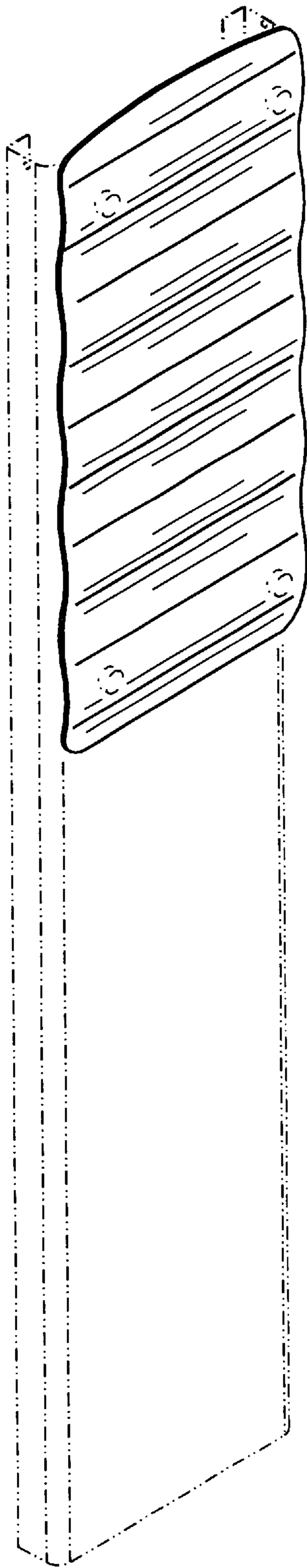


FIG. 5




FIG. 6

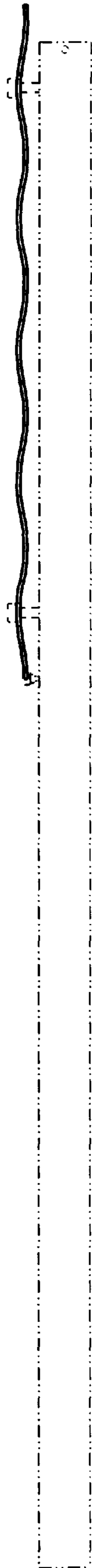


FIG. 7

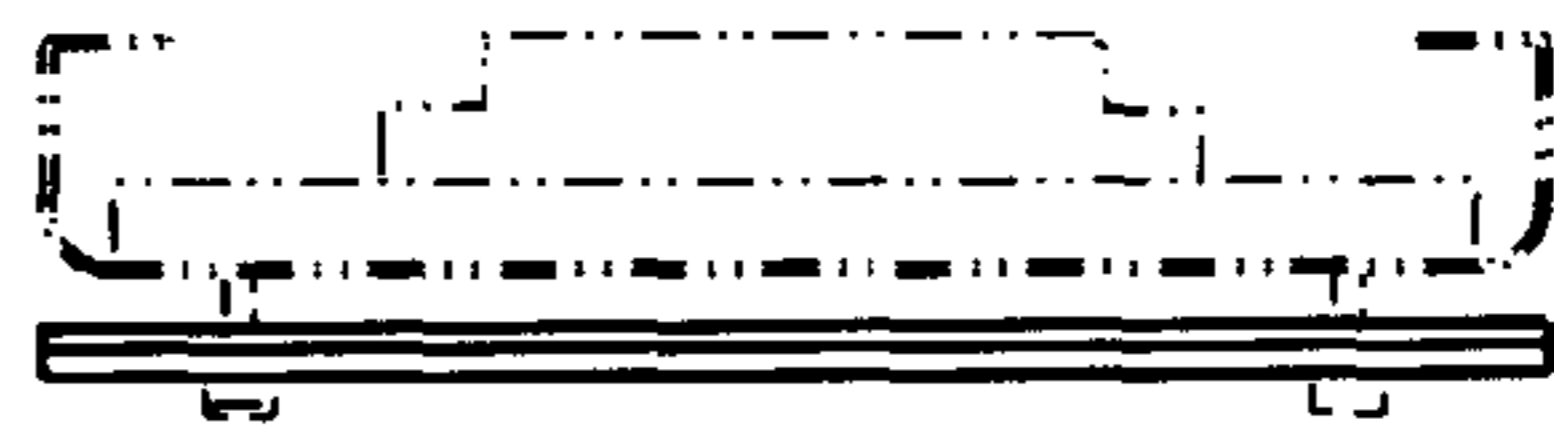


FIG. 8