



US00D477928S

(12) **United States Design Patent**
Natuzzi et al.

(10) **Patent No.:** **US D477,928 S**

(45) **Date of Patent:** **** Aug. 5, 2003**

(54) **SOFA**

(75) **Inventors:** **Pasquale Natuzzi**, Santeramo in Colle (IT); **Annamaria Mastrolonardo**, Adelfia (IT)

(73) **Assignee:** **Industrie Natuzzi S.p.A.**, Santeramo in Colle (IT)

(**) **Term:** **14 Years**

(21) **Appl. No.:** **29/148,211**

(22) **Filed:** **Sep. 17, 2001**

(51) **LOC (7) Cl.** **06-01**

(52) **U.S. Cl.** **D6/381**

(58) **Field of Search** D6/334, 335, 336,
D6/364, 371, 381, 500, 501, 502; 5/12.1;
297/232

(56) **References Cited**

U.S. PATENT DOCUMENTS

D367,187 S	*	2/1996	Natuzzi et al.	D6/381
D373,485 S	*	9/1996	Natuzzi et al.	D6/381
D385,121 S	*	10/1997	Natuzzi et al.	D6/381
D386,623 S	*	11/1997	Natuzzi et al.	D6/381
D389,331 S	*	1/1998	Natuzzi et al.	D6/381
D394,359 S	*	5/1998	Natuzzi et al.	D6/381
D399,357 S	*	10/1998	Natuzzi et al.	D6/381
D399,359 S	*	10/1998	Natuzzi et al.	D6/381
D405,287 S	*	2/1999	Watson	D6/381
D407,574 S	*	4/1999	Natuzzi et al.	D6/381

D415,904 S	*	11/1999	Zaidman	D6/381
D418,993 S	*	1/2000	Natuzzi et al.	D6/381
D420,829 S	*	2/2000	Natuzzi et al.	D6/381
D428,556 S	*	7/2000	Natuzzi et al.	D6/381
D431,929 S	*	10/2000	Natuzzi et al.	D6/381

OTHER PUBLICATIONS

Natuzzi Model 1276, International Home Furnishings Market, High Point, NC, Mar. 1995.*

Natuzzi Model 1295, International Home Furnishings Market, High Point, NC, Mar. 1995.*

* cited by examiner

Primary Examiner—Gary D. Watson

(74) *Attorney, Agent, or Firm*—Harrison & Egbert

(57) **CLAIM**

The ornamental design for a sofa, as shown and described.

DESCRIPTION

FIG. 1 is a front perspective view showing our new design in the form of a sofa;

FIG. 2 is a front elevational view thereof;


FIG. 3 is a top view thereof;

FIG. 4 is a left side view thereof, the right side view being a mirror image; and,

FIG. 5 is a rear perspective view thereof.

The broken lines shown in the figures are for illustrative purposes only and form no part of the claimed design.

1 Claim, 3 Drawing Sheets






FIG. 1




FIG. 2




FIG. 3

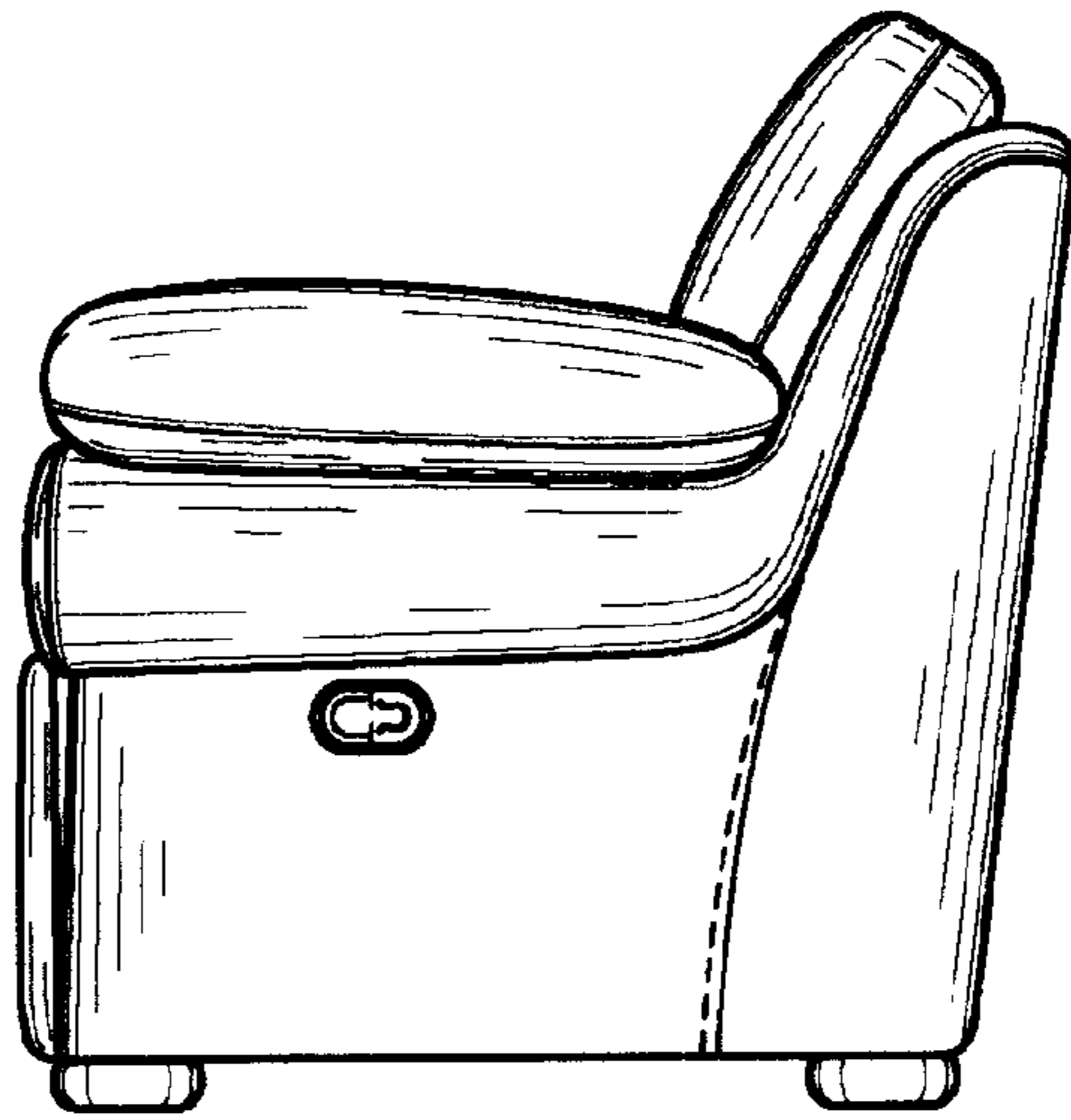


FIG. 4

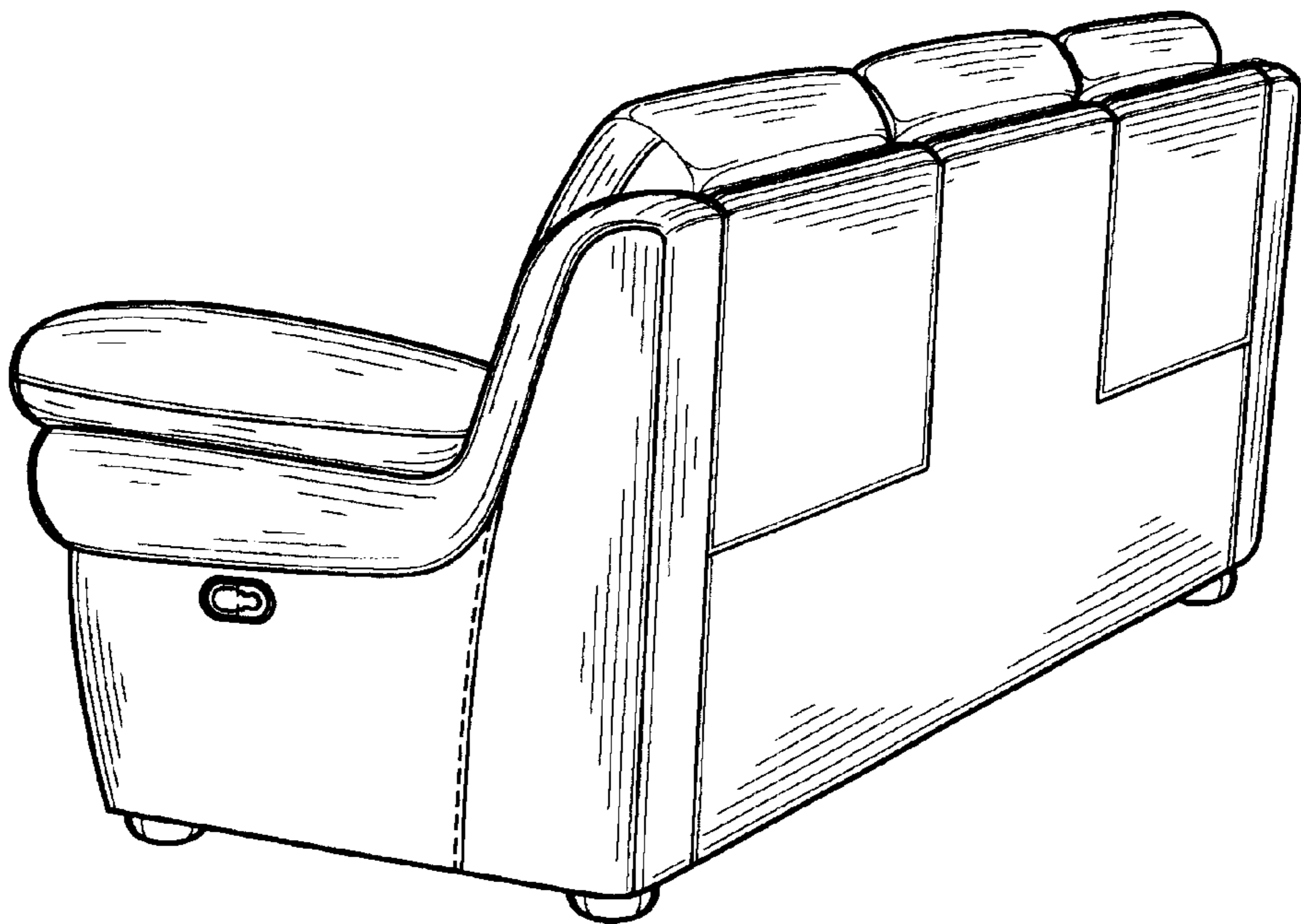


FIG. 5