



US00D477920S

(12) **United States Design Patent**
McCarty et al.

(10) **Patent No.: US D477,920 S**

(45) **Date of Patent: ** Aug. 5, 2003**

(54) **DISPLAY STAND**

(76) Inventors: **James P. McCarty**, 4400 Excelsior Blvd., St. Louis Park, MN (US) 55416;
Steven J. Wooldrik, 25571 Pillsbury Ave., Lakeville, MN (US) 55044

(**) Term: **14 Years**

(21) Appl. No.: **29/152,860**

(22) Filed: **Dec. 28, 2001**

(51) **LOC (7) Cl. 06-07**

(52) **U.S. Cl. D6/310**

(58) **Field of Search** D6/300, 310; D19/88, D19/90, 91; 40/725, 752, 709, 765; 248/441.1, 441.2, 450, 473

(56) **References Cited**

U.S. PATENT DOCUMENTS

D101,143 S	*	9/1936	Shank	D6/310
2,557,399 A	*	6/1951	Teetor	248/473
D418,166 S	*	12/1999	Dill	D19/88
6,059,249 A	*	5/2000	Scatterday	248/450
D451,962 S	*	12/2001	Thornton	D19/78
D454,703 S	*	3/2002	Doeing	D6/310

OTHER PUBLICATIONS

Photograph of Display Base by My Sport! Products, Inc., copyright 1996.

* cited by examiner

Primary Examiner—Janice E. Seeger

(74) *Attorney, Agent, or Firm*—Westman, Champlin & Kelly, P.A.; S. Koehler

(57) **CLAIM**

The ornamental design for a display stand, as shown and described.

DESCRIPTION

FIG. 1 is a perspective view of an embodiment of a display stand;

FIG. 2 is a top plan view of the embodiment of the display stand of FIG. 1, the bottom of the display stand is not considered part of the design;

FIG. 3 is a front elevational view of the embodiment of the display stand of FIG. 1;

FIG. 4 is a rear elevational view of the embodiment; and,

FIG. 5 is a side elevational view of the embodiment of the display stand seen from the right of FIG. 2, the opposite side being a mirror image to the side illustrated.

The broken lines are for environmental purposes only and form no part of the claimed design.

1 Claim, 2 Drawing Sheets

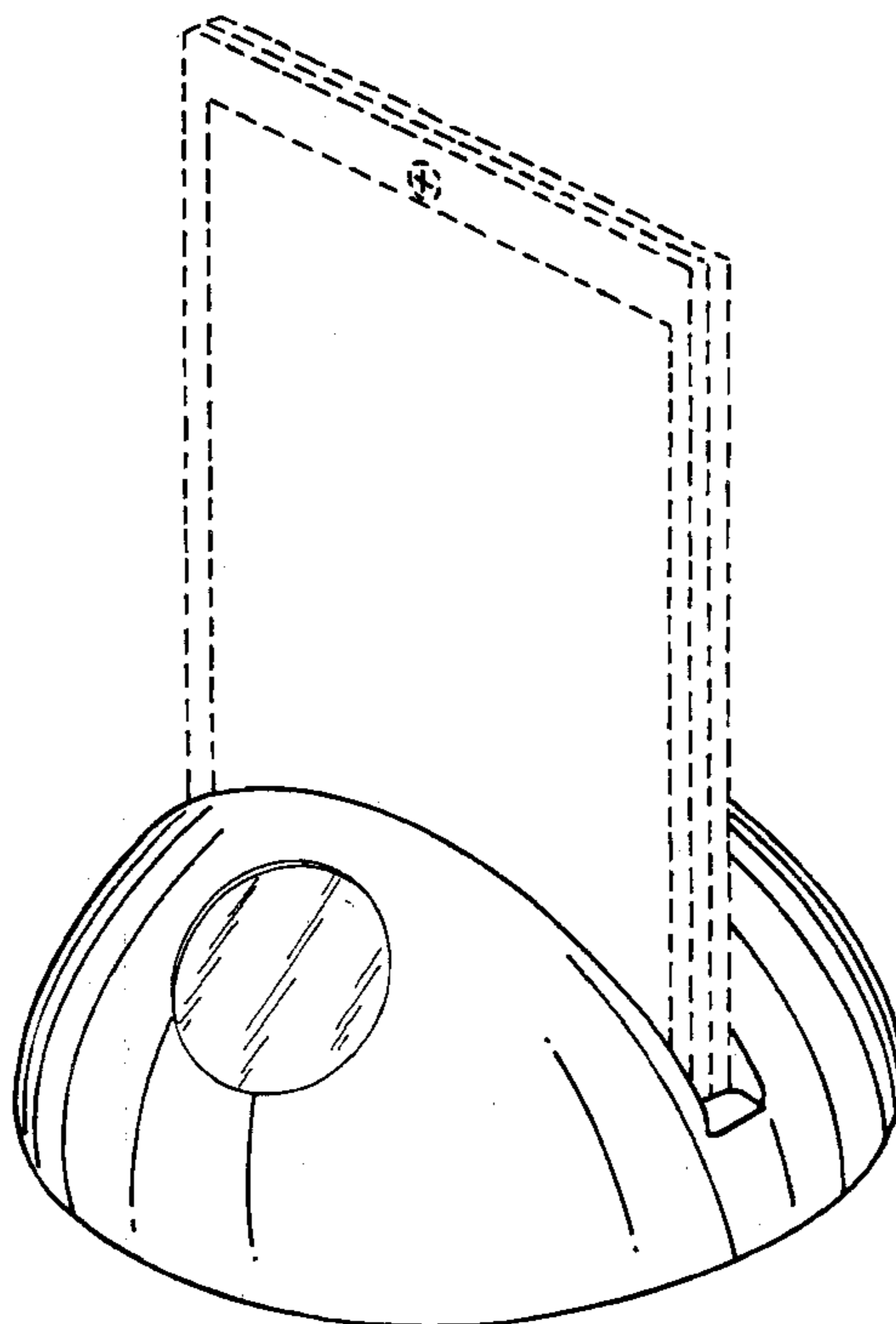
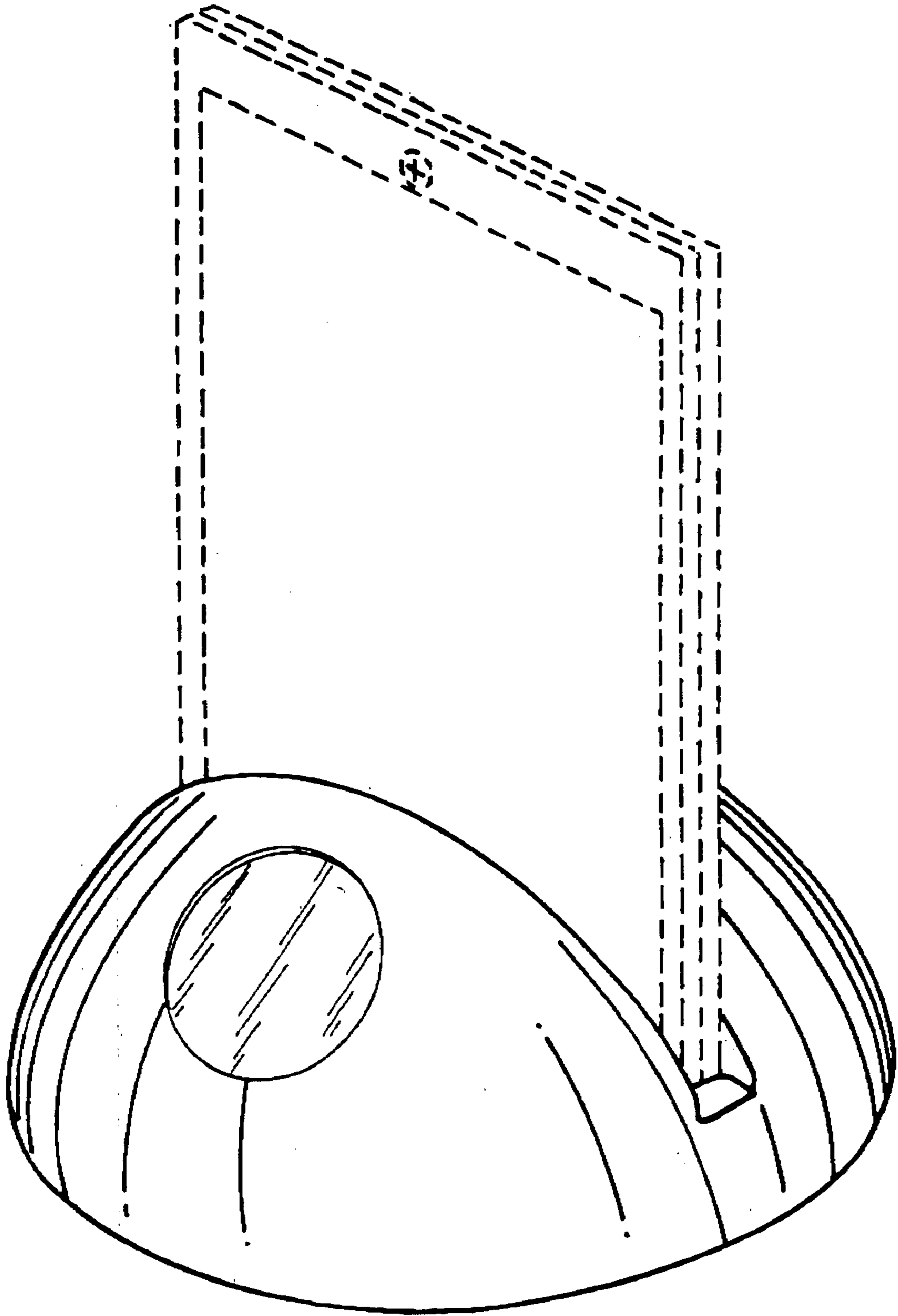


Fig. 1



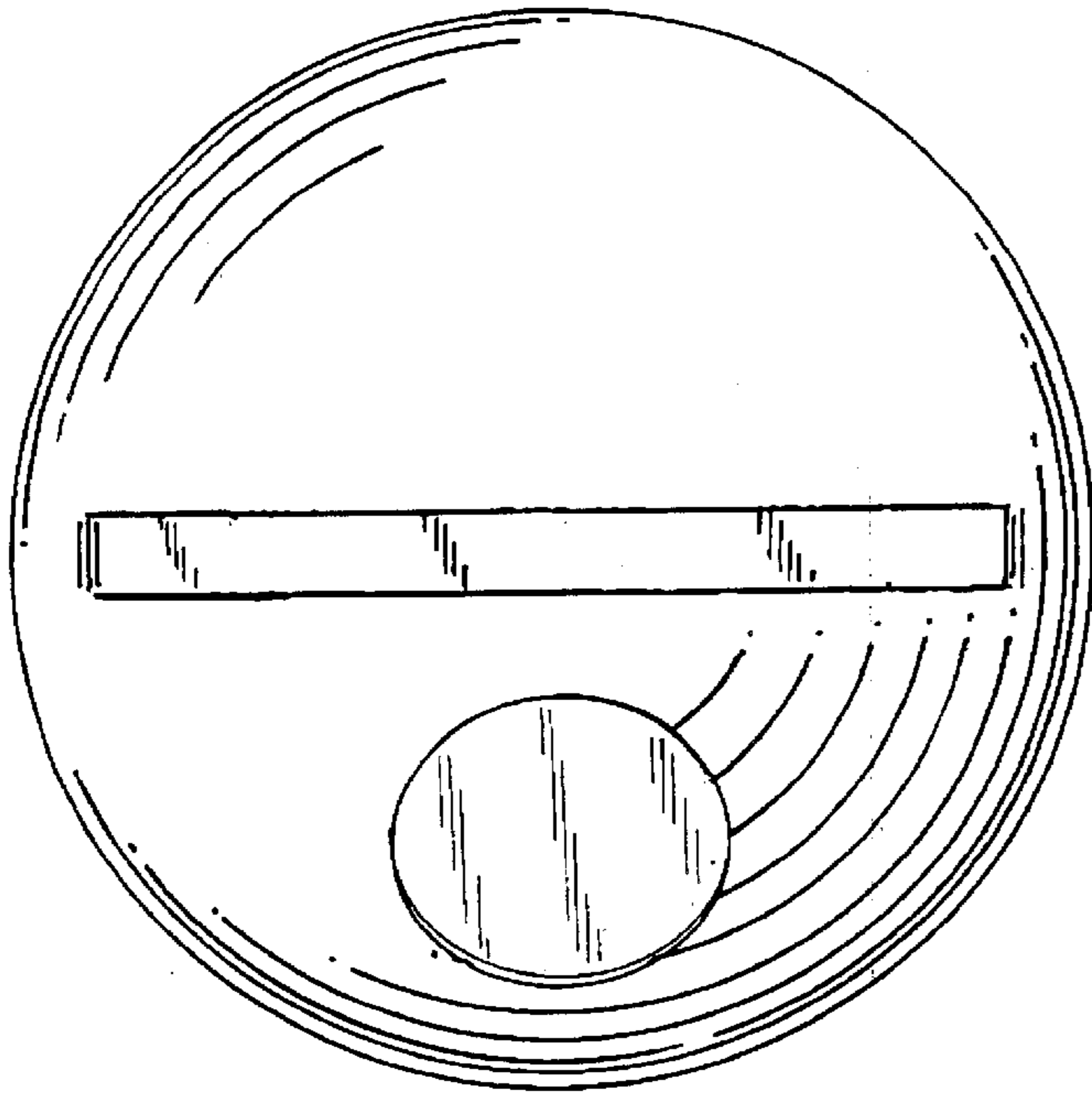


Fig. 2

Fig. 3

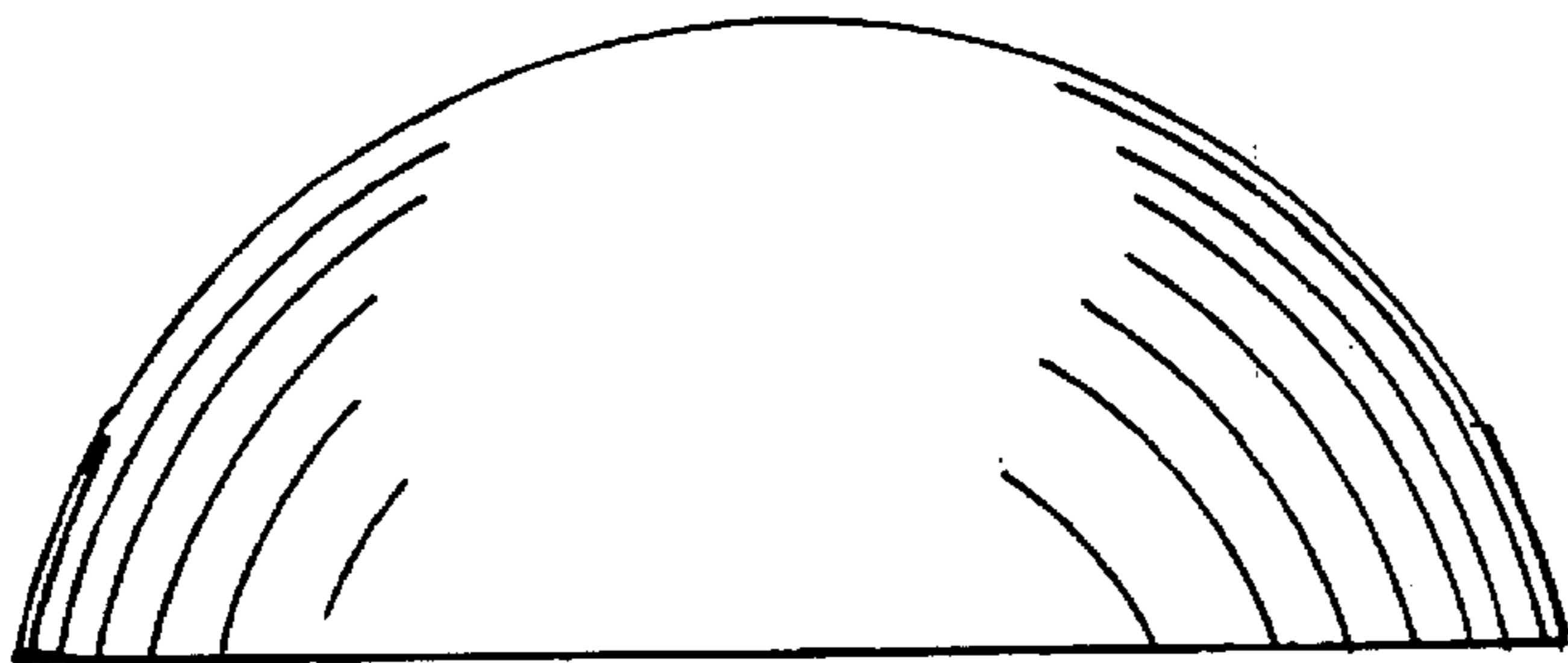
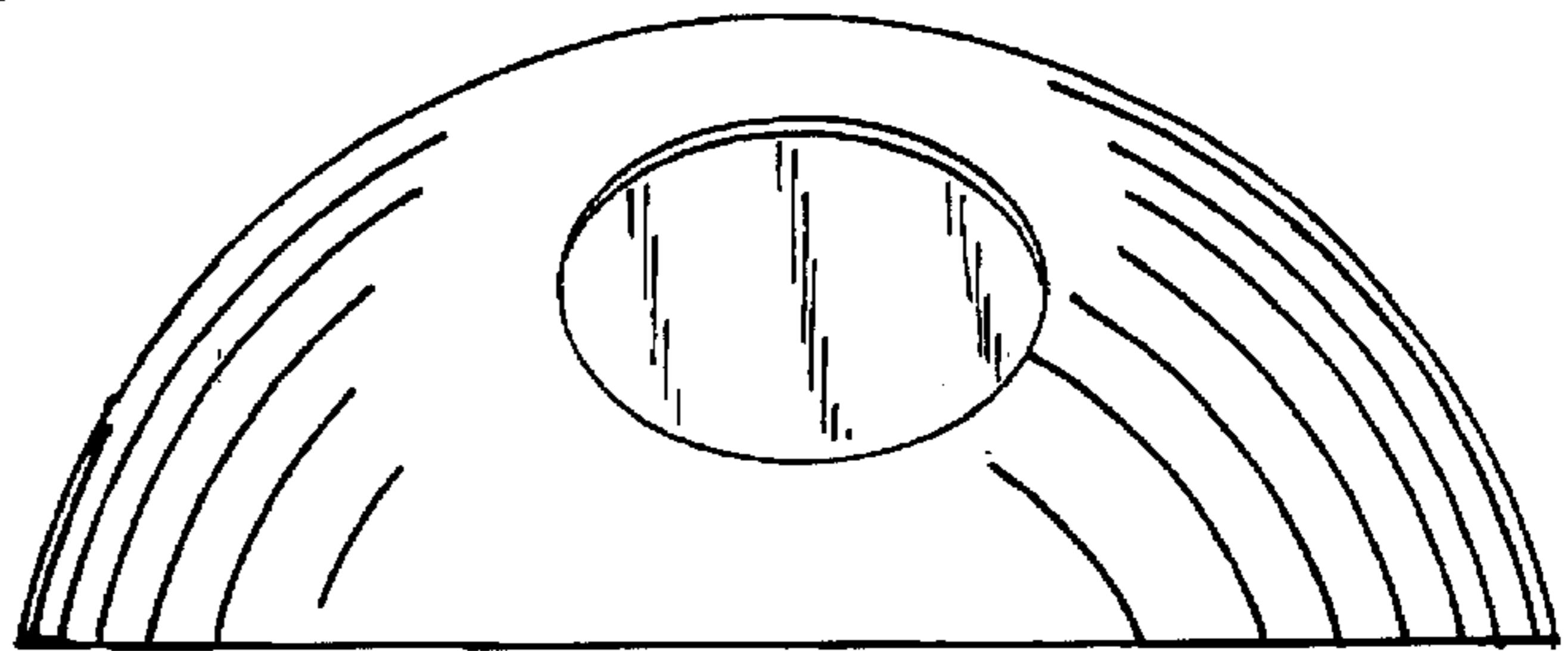


Fig. 4

Fig. 5

