



US00D477910S

(12) **United States Design Patent** (10) **Patent No.:** **US D477,910 S**
Murdoch et al. (45) **Date of Patent:** **** Aug. 5, 2003**

(54) **EQUIPMENT BAG FOR DIGITAL VIDEO-RECORDING CAMERA**
(76) Inventors: **Douglas H. Murdoch**, 2060 Woodside Dr., Santa Rosa, CA (US) 95404; **Lily S. Fisher**, 2546 Buss Dr., Santa Rosa, CA (US) 95407
(**) Term: **14 Years**

5,356,004 A * 10/1994 Weinreb 206/316.2
5,769,221 A * 6/1998 Cyr 206/316.1
D435,342 S * 12/2000 Mogil D3/283
D447,631 S * 9/2001 Hillman D3/289
D454,428 S * 3/2002 Hillman D3/219
D455,547 S * 4/2002 Hillman D3/219
D457,723 S * 5/2002 Tyler D3/267
D458,024 S * 6/2002 Tyler D3/267
D458,447 S * 6/2002 Tyler D3/267

(List continued on next page.)

(21) Appl. No.: **29/167,375**
(22) Filed: **Sep. 11, 2002**

Primary Examiner—Celia Murphy
(74) *Attorney, Agent, or Firm*—R. Dabney Eastham

Related U.S. Application Data

(63) Continuation-in-part of application No. 29/155,527, filed on Feb. 8, 2002, now Pat. No. Des. 465,648.
(51) **LOC (7) Cl.** **03-01**
(52) **U.S. Cl.** **D3/268; D3/267**
(58) **Field of Search** D3/208, 215, 219, D3/225, 226, 243, 263, 267, 268, 273, 276, 283, 285, 287, 289, 290, 301; D7/607; 206/316.1, 316.2; 224/583, 612, 908

(57) **CLAIM**

We claim the ornamental design for an equipment bag for digital video-recording camera, as shown and described.

DESCRIPTION

FIG. 1 is a front perspective view of an equipment bag for digital video-recording camera showing our new design; FIG. 2 is a front elevational view of the bag shown in FIG. 1; FIG. 3 is a rear elevational view of the bag shown in FIG. 1; FIG. 4 is a left side elevational view of the bag shown in FIG. 1; FIG. 5 is a right side elevational view of the bag shown in FIG. 1; FIG. 6 is a plan view of the bag shown in FIG. 1; and, FIG. 7 is a bottom side elevational view of the bag shown in FIG. 1.

(56) **References Cited**

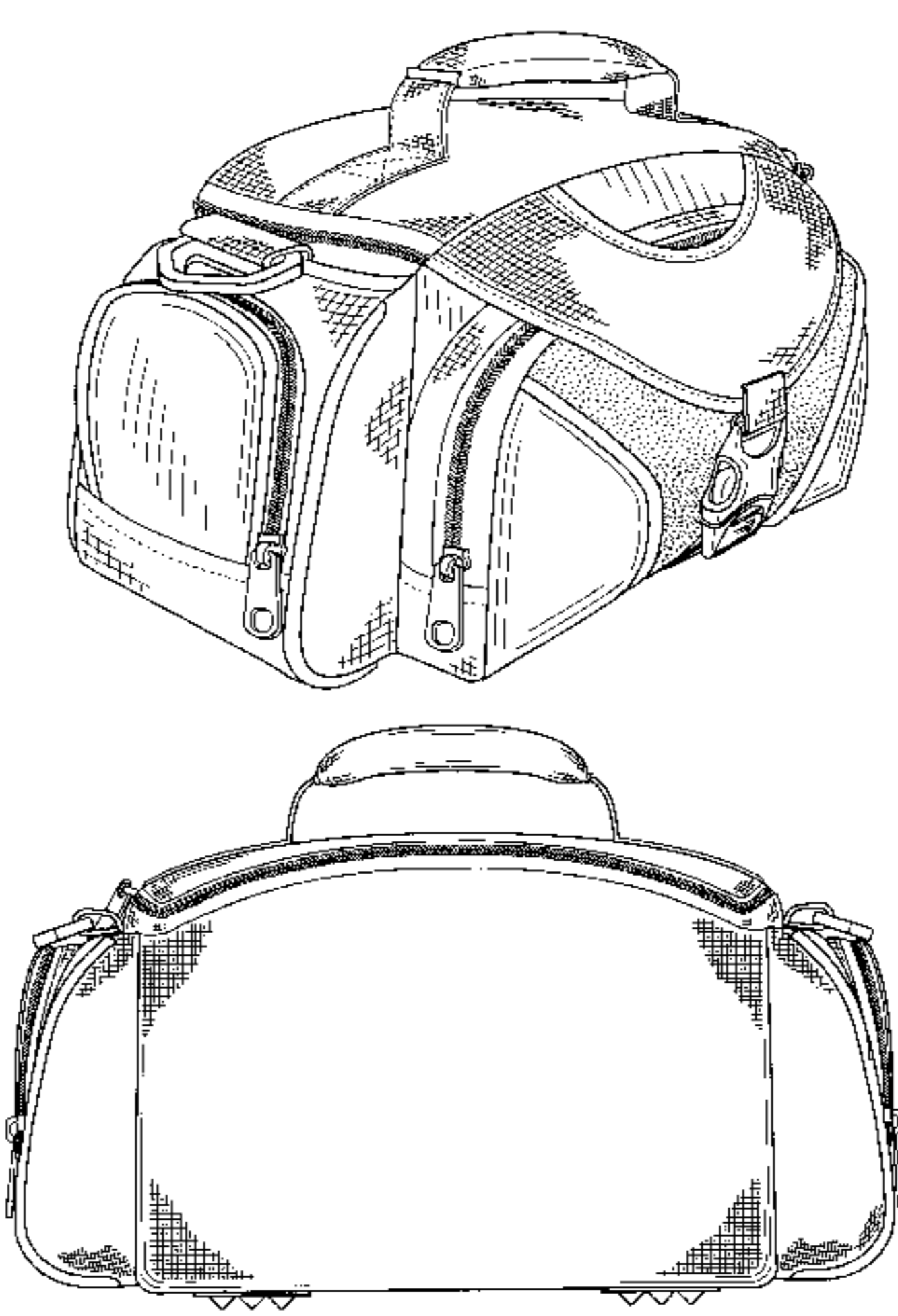
U.S. PATENT DOCUMENTS

D135,762 S * 6/1943 Grover
D165,228 S * 11/1951 Hardy
2,960,137 A * 11/1960 Lipsitz
D249,824 S * 10/1978 Koszegi D3/268
D257,906 S * 1/1981 Weinreb D3/268
D268,879 S * 5/1983 Outcalt D3/268
D269,227 S * 6/1983 Stark D3/287
D273,533 S * 4/1984 Weinreb D3/268
D273,534 S * 4/1984 Weinreb D3/268
D273,535 S * 4/1984 Weinreb D3/268
D276,953 S * 1/1985 Weinreb D3/268
D281,120 S * 10/1985 Rabinowitz D3/290
4,610,286 A * 9/1986 Cyr 206/316.2
D312,530 S * 12/1990 Gallen et al. D3/268
D325,128 S * 4/1992 Cyr et al. D3/287
5,201,867 A * 4/1993 Morszeck 206/316.2
D340,574 S * 10/1993 Weinreb D3/268
5,267,679 A * 12/1993 Kamaya et al. 119/316.2

The bag depicted in the drawings is “soft,” meaning that it is largely made of fabric, and is useful for carrying equipment and the accessories related to such equipment. An example of such equipment is a digital video-recording camera.

The broken lines shown on the edges, bottom, and handle of the bag, throughout the views, are understood to represent stitching.

1 Claim, 4 Drawing Sheets



US D477,910 S

Page 2

U.S. PATENT DOCUMENTS			
D459,879 S	*	7/2002 Tyler D3/267
D460,256 S	*	7/2002 Hillman D3/219
D460,615 S	*	7/2002 Hillman D3/219
D465,648 S	*	11/2002 Murdoch et al. D3/268
D466,293 S	*	12/2002 Murdoch et al. D3/268
D468,530 S	*	1/2003 Murdoch et al. D3/276

* cited by examiner

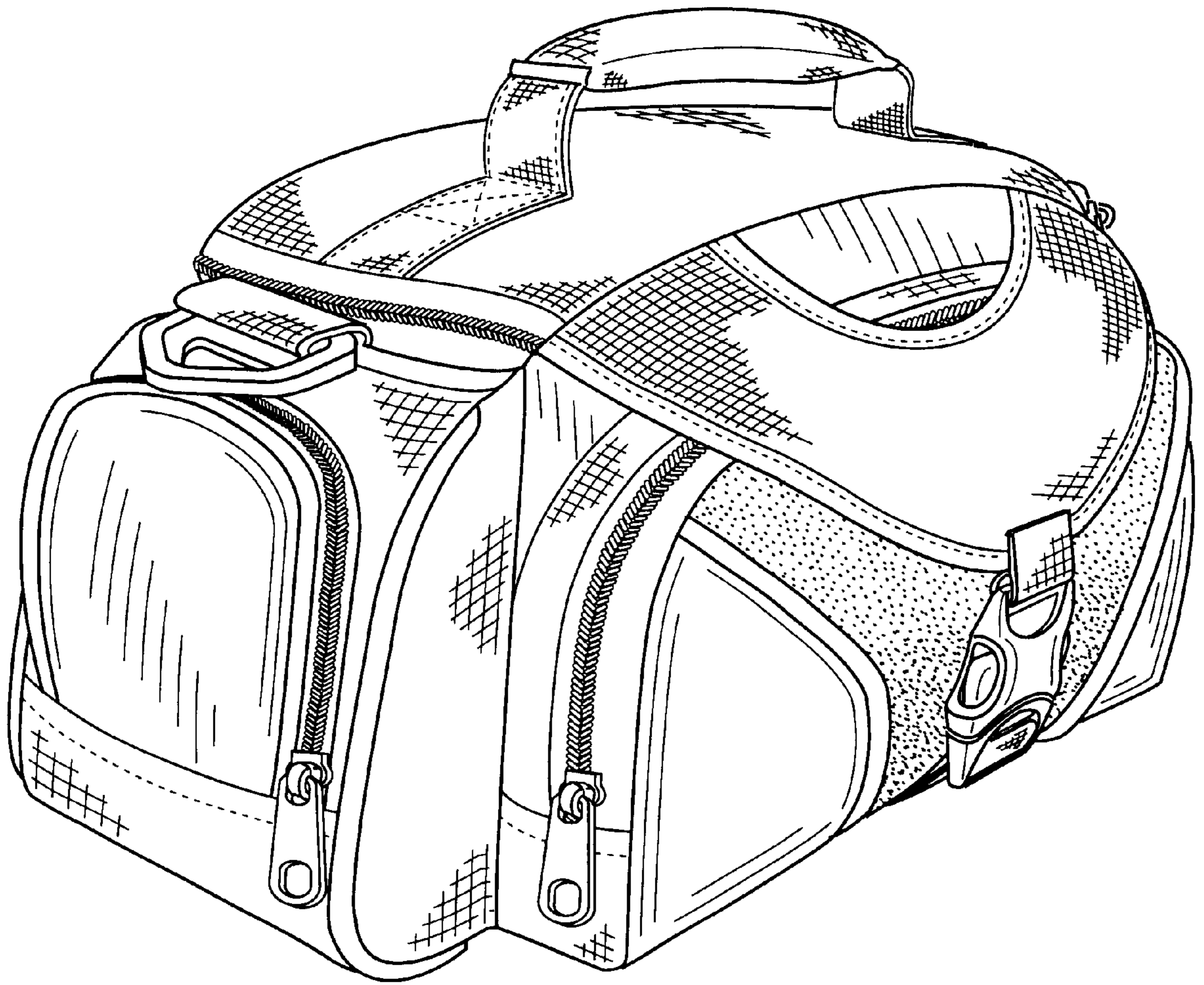


FIG. 1

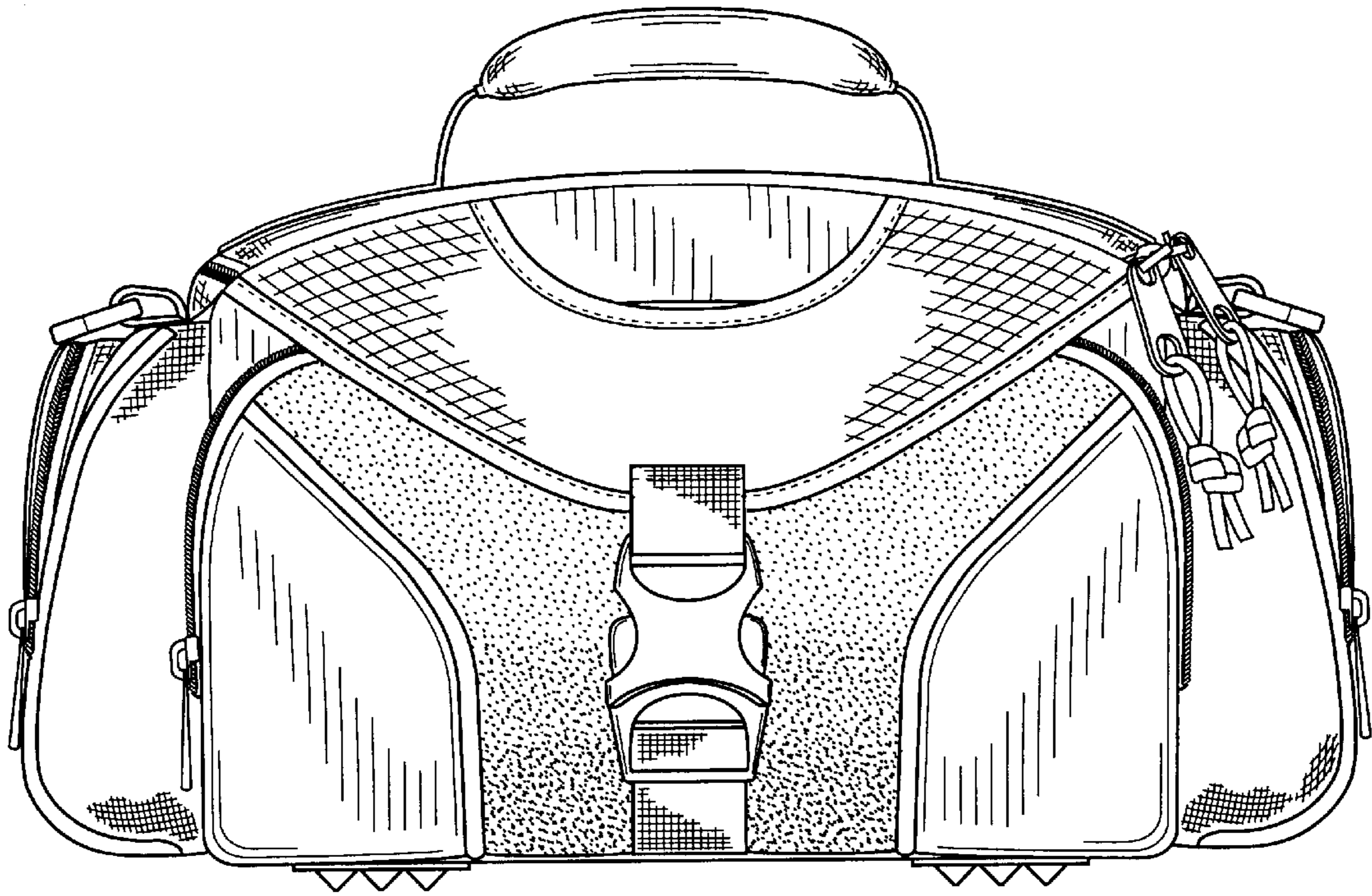


FIG. 2

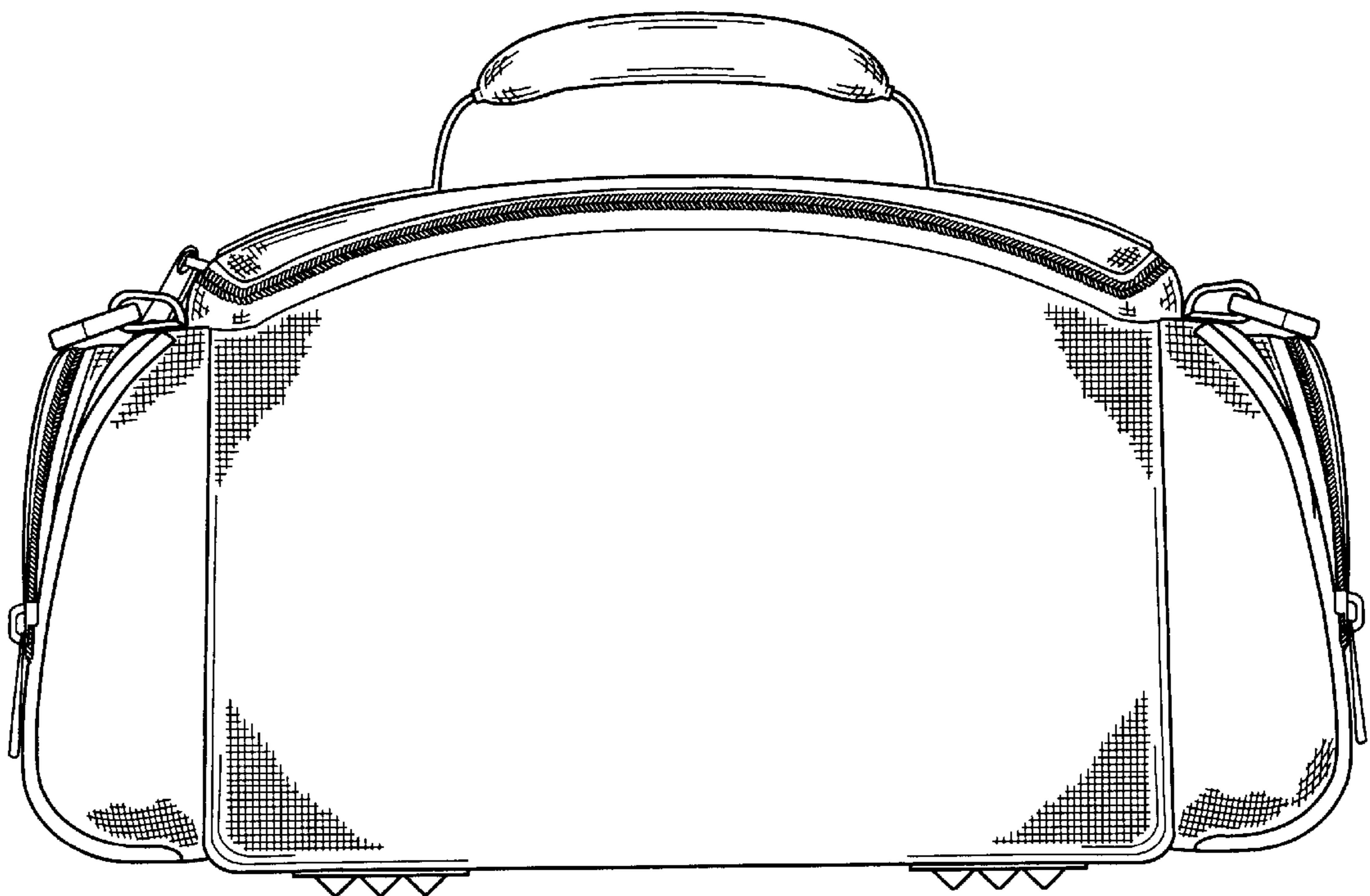


FIG. 3

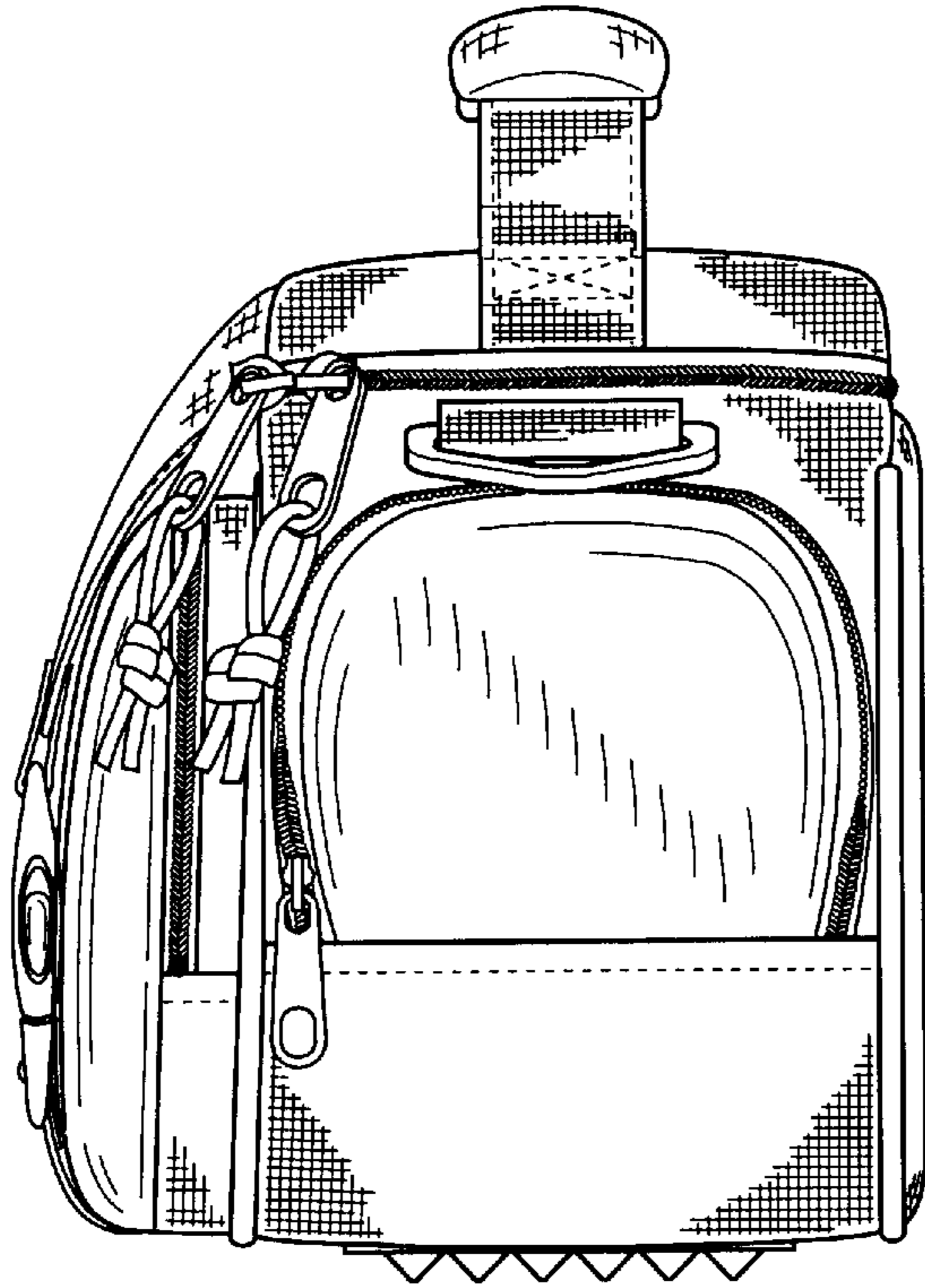


FIG. 4

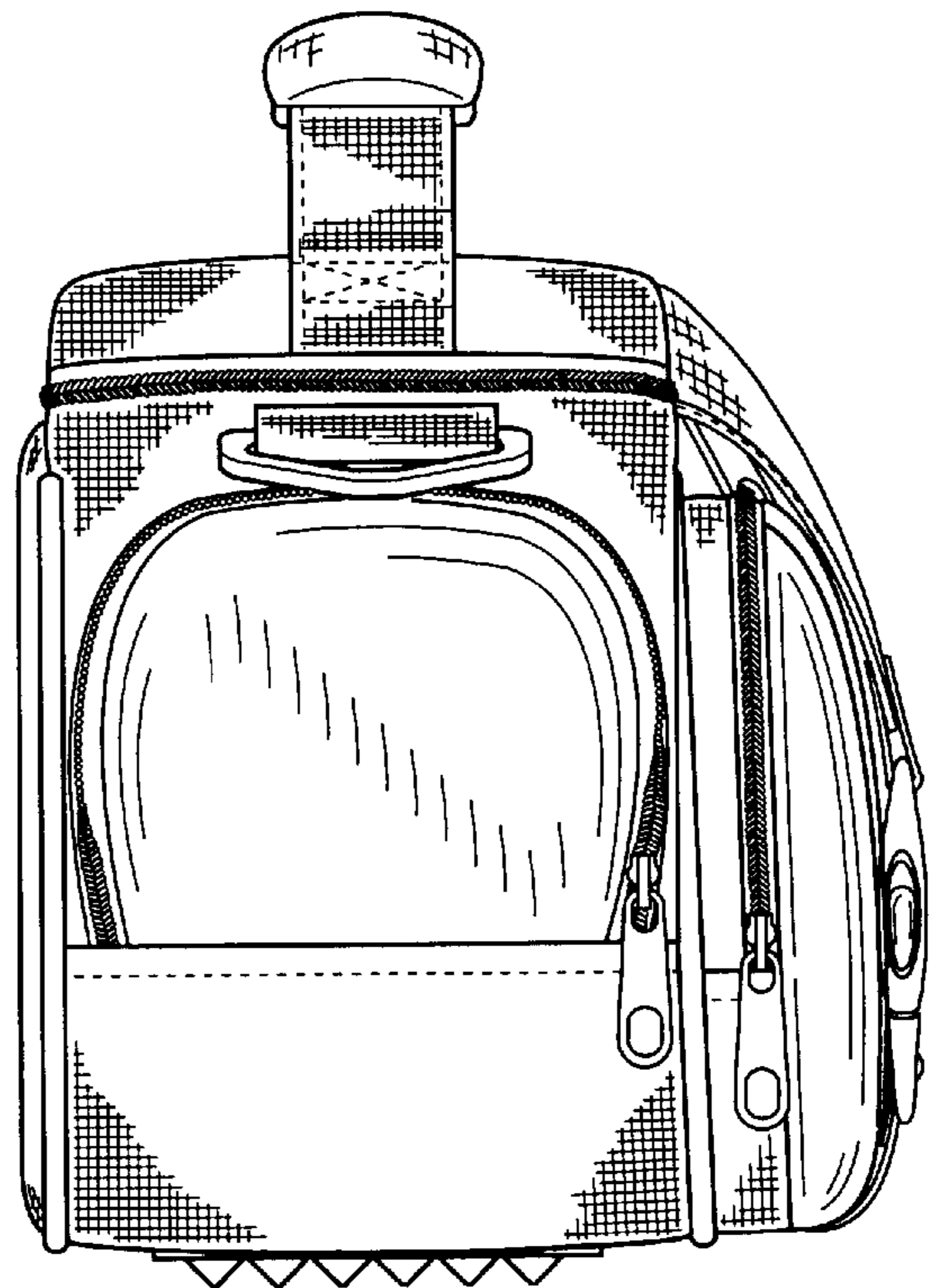


FIG. 5

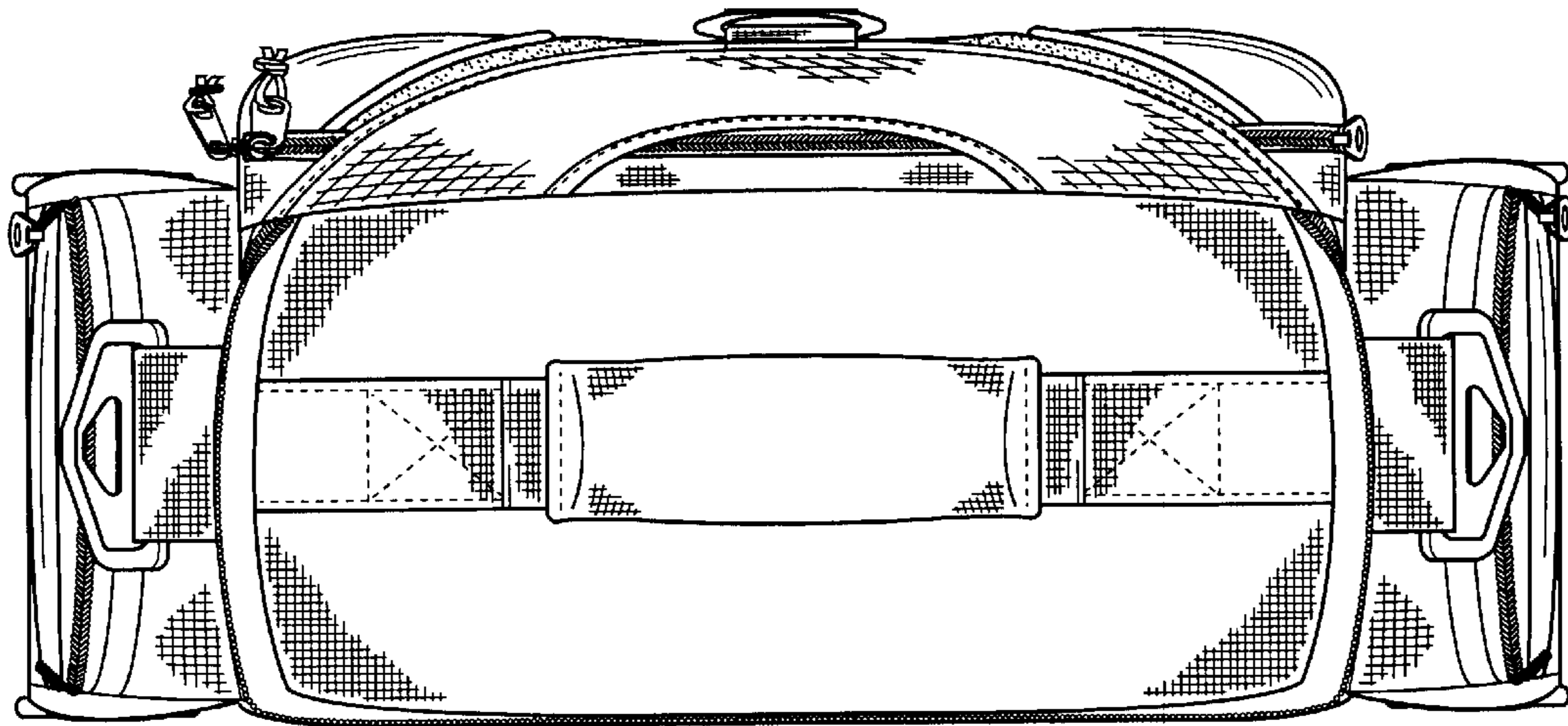


FIG. 6

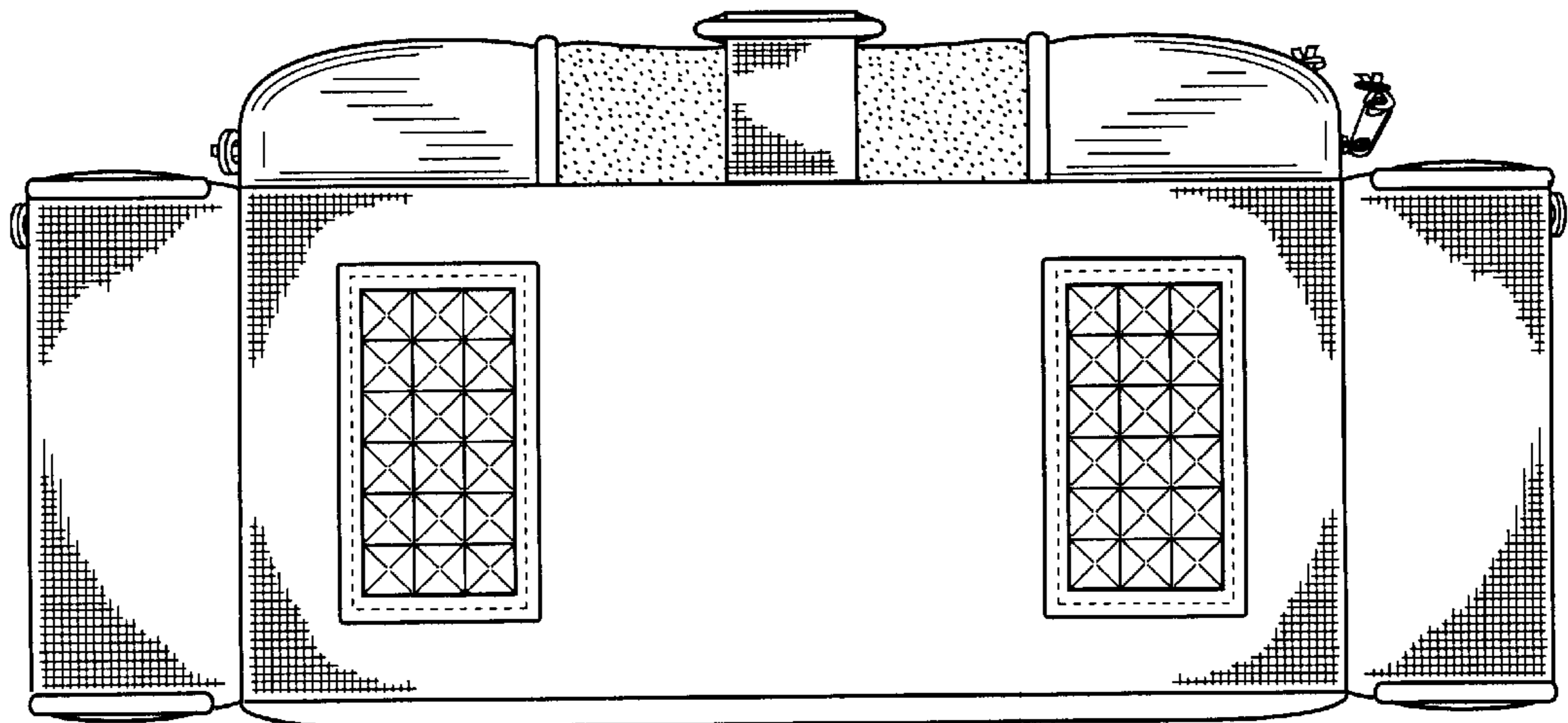


FIG. 7