



US00D477908S

(12) **United States Design Patent**  
**Mear et al.**

(10) **Patent No.:** **US D477,908 S**  
(45) **Date of Patent:** **\*\* Aug. 5, 2003**

(54) **TRAVEL DOCUMENT HOLDER**

(76) Inventors: **Jeffrey Mear**, Two E. Mountain,  
Catonah, NY (US) 10536; **Lewis J. Ra-  
her**, 384 Old Courthouse Rd.,  
Manhasset Hill, NY (US) 11040

(\*\*) Term: **14 Years**

(21) Appl. No.: **29/159,604**

(22) Filed: **Apr. 22, 2002**

(51) **LOC (7) Cl.** ..... **03-01**

(52) **U.S. Cl.** ..... **D3/227; D3/226**

(58) **Field of Search** ..... D3/215, 224, 226,  
D3/227, 219, 303, 283, 232-253; 224/253,  
224, 240; 150/147, 1.7; 383/86, 66; 40/1.5

(56) **References Cited**

**U.S. PATENT DOCUMENTS**

D205,948 S \* 10/1966 Tauber ..... D3/227  
D252,355 S \* 7/1979 Uber ..... D3/266

D288,744 S \* 3/1987 Taylor ..... D3/226  
D343,951 S \* 2/1994 Petty et al. .... D3/249  
D345,254 S \* 3/1994 Bodden ..... D3/246  
D365,204 S \* 12/1995 Chen ..... D3/215

\* cited by examiner

*Primary Examiner*—Catherine R. Oliver

(74) *Attorney, Agent, or Firm*—Gregory J. Nelson

(57) **CLAIM**

The ornamental design for a travel document holder, as shown and described.

**DESCRIPTION**

FIG. 1 is a top plan view of our design for a travel document holder;

FIG. 2 is a left side view of FIG. 1;

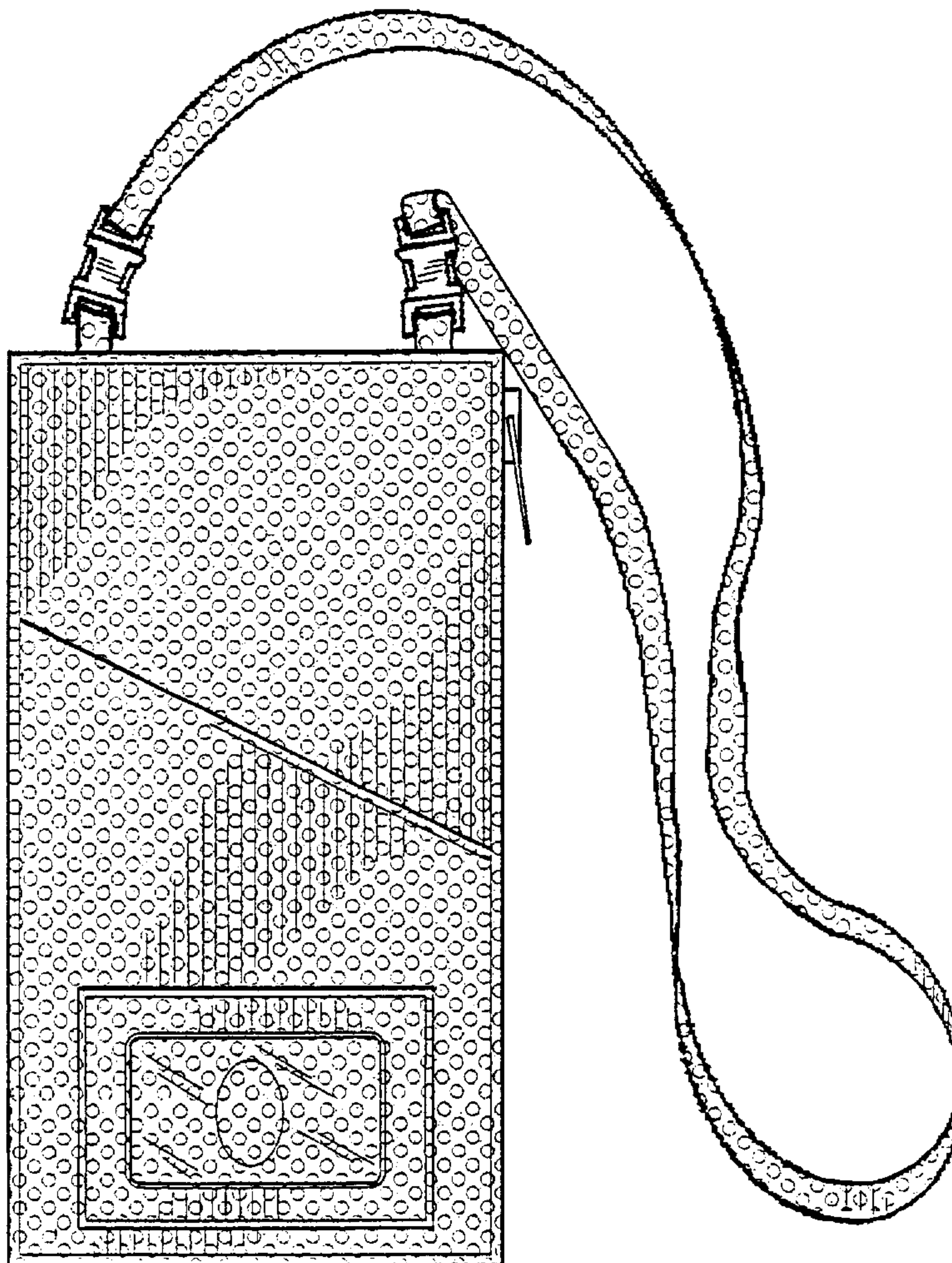
FIG. 3 is a front view of FIG. 1;

FIG. 4 is a right side view;

FIG. 5 is a rear view; and,

FIG. 6 is a bottom plan view.

**1 Claim, 2 Drawing Sheets**



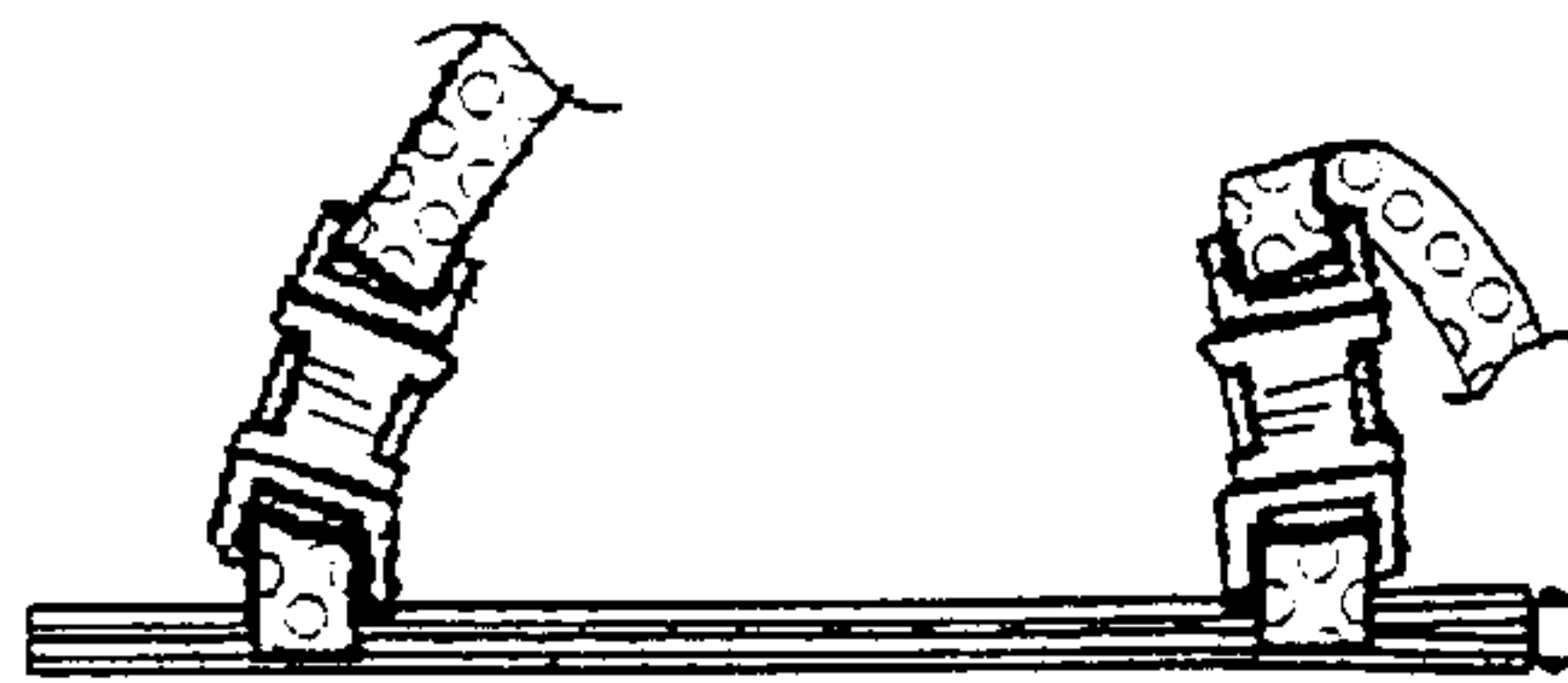


FIG. 1

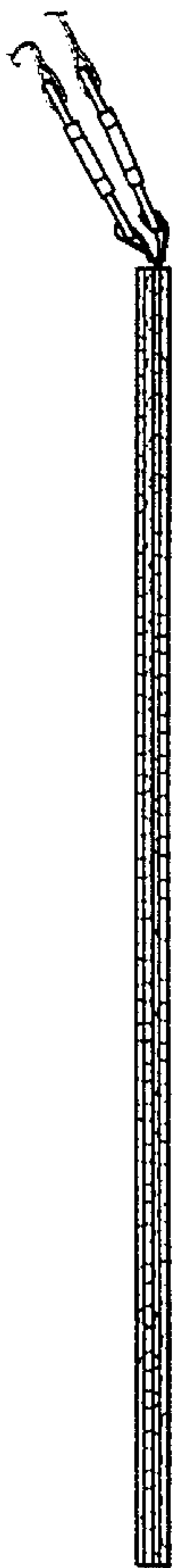


FIG. 2

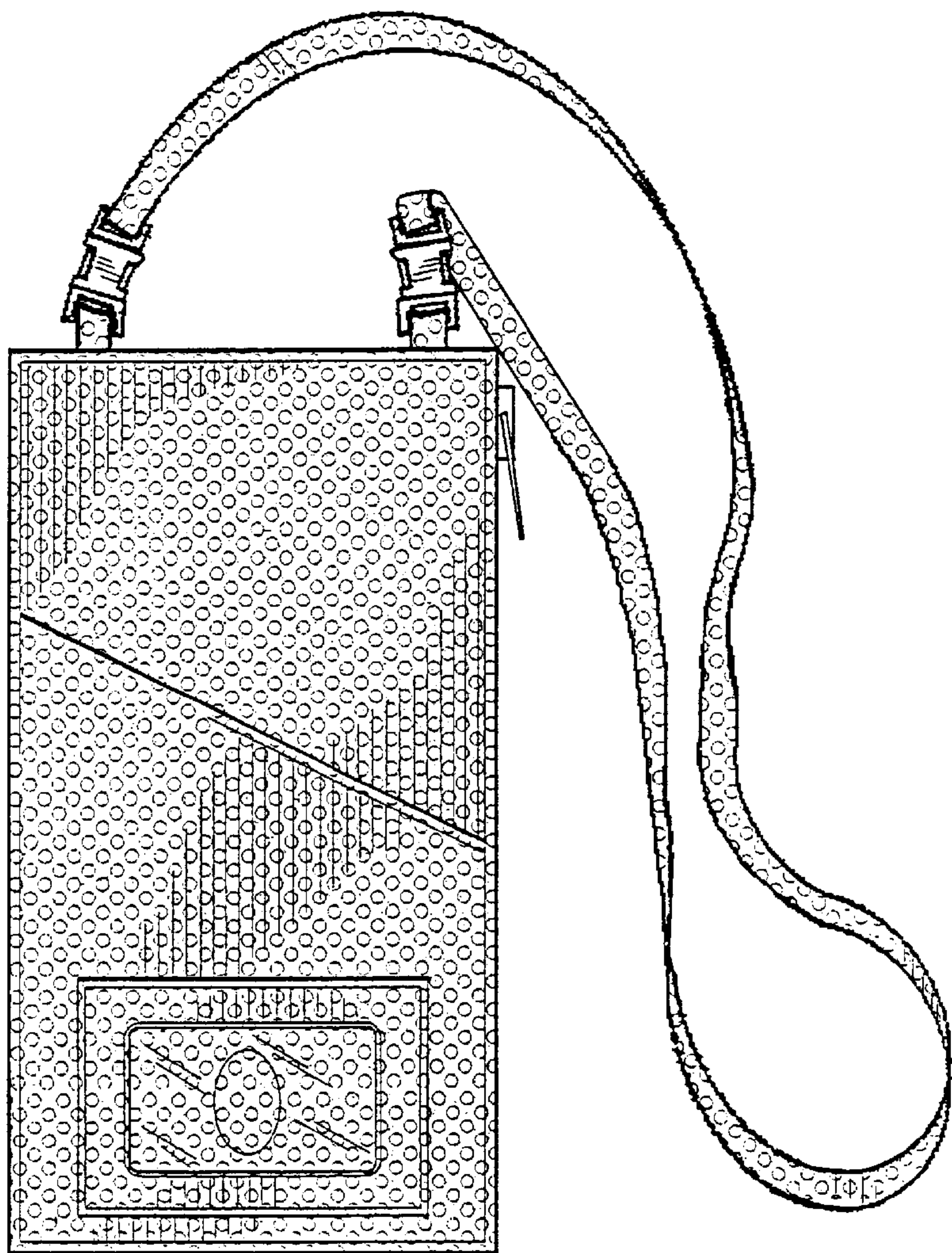


FIG. 3



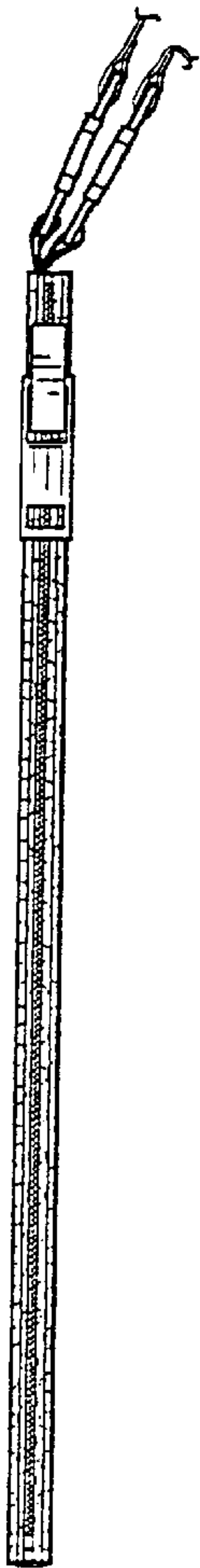


FIG. 4

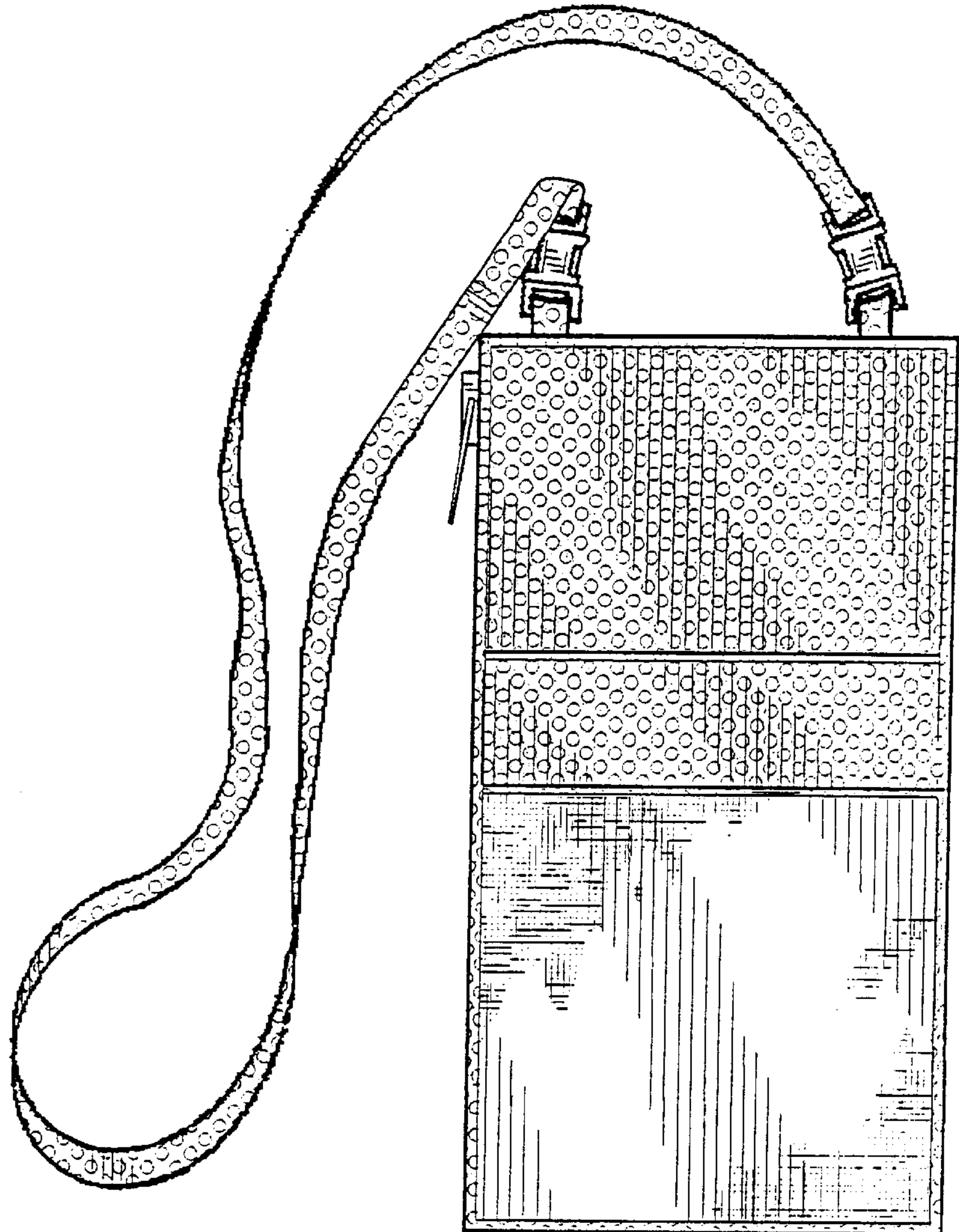


FIG. 5



FIG. 6