



US00D477903S

(12) **United States Design Patent**
Murdoch et al.

(10) **Patent No.: US D477,903 S**

(45) **Date of Patent: ** Aug. 5, 2003**

(54) **EQUIPMENT BAG FOR DIGITAL VIDEO-RECORDING CAMERA**

(76) Inventors: **Douglas H. Murdoch**, 2060 Woodside Dr., Santa Rosa, CA (US) 95404; **Lily S. Fisher**, 2546 Buss Dr., Santa Rosa, CA (US) 95407

(**) Term: **14 Years**

(21) Appl. No.: **29/167,346**

(22) Filed: **Sep. 11, 2002**

Related U.S. Application Data

(63) Continuation-in-part of application No. 29/155,527, filed on Feb. 8, 2002, now Pat. No. Des. 465,648.

(51) **LOC (7) Cl. 03-01**

(52) **U.S. Cl. D2/268; D3/267**

(58) **Field of Search D3/208, 215, 219, D3/225, 226, 243, 263, 267, 268, 273, 276, 283, 285, 287, 289, 290, 301; D7/607; 206/316.1, 316.2; 224/583, 612, 908**

(56) **References Cited**

U.S. PATENT DOCUMENTS

D135,762 S	*	6/1943	Grover	
D165,228 S	*	11/1951	Hardy	
2,960,137 A	*	11/1960	Lipsitz	
D249,824 S	*	10/1978	Koszegi	D3/268
D257,906 S	*	1/1981	Weinreb	D3/268
D268,879 S	*	5/1983	Outcalt	D3/268
D269,227 S	*	6/1983	Stark	D3/287
D273,533 S	*	4/1984	Weinreb	D3/268
D273,534 S	*	4/1984	Weinreb	D3/268
D273,535 S	*	4/1984	Weinreb	D3/268
D276,953 S	*	1/1985	Weinreb	D3/268
D281,120 S	*	10/1985	Rabinowitz	D3/290
4,610,286 A	*	9/1986	Cyr	206/316.2
D312,530 S	*	12/1990	Gallen et al.	D3/268
D325,128 S	*	4/1992	Cyr et al.	D3/287
5,201,867 A	*	4/1993	Morszeck	206/316.2
D340,574 S	*	10/1993	Weinreb	D3/268
5,267,679 A	*	12/1993	Kamaya et al.	119/316.2

5,356,004 A	*	10/1994	Weinreb	206/316.2
5,769,221 A	*	6/1998	Cyr	206/316.1
D435,342 S	*	12/2000	Mogil	D3/283
D447,631 S	*	9/2001	Hillman	D3/289
D454,428 S	*	3/2002	Hillman	D3/219
D455,547 S	*	4/2002	Hillman	D3/219
D457,723 S	*	5/2002	Tyler	D3/267
D458,024 S	*	6/2002	Tyler	D3/267
D458,447 S	*	6/2002	Tyler	D3/267
D459,879 S	*	7/2002	Tyler	D3/267
D460,256 S	*	7/2002	Hillman	D3/219
D460,615 S	*	7/2002	Hillman	D3/219
D465,648 S	*	11/2002	Murdoch et al.	D3/268
D466,293 S	*	12/2002	Murdoch et al.	D3/268
D468,530 S	*	1/2003	Murdoch et al.	D3/276

* cited by examiner

Primary Examiner—Celia Murphy

(74) *Attorney, Agent, or Firm*—R. Dabney Eastham

(57) **CLAIM**

We claim the ornamental design for an equipment bag for digital video-recording camera, as shown and described.

DESCRIPTION

FIG. 1 is a front perspective view of an equipment bag for digital video-recording camera showing our new design;

FIG. 2 is a front elevational view of the bag shown in FIG. 1;

FIG. 3 is a rear elevational view of the bag shown in FIG. 1;

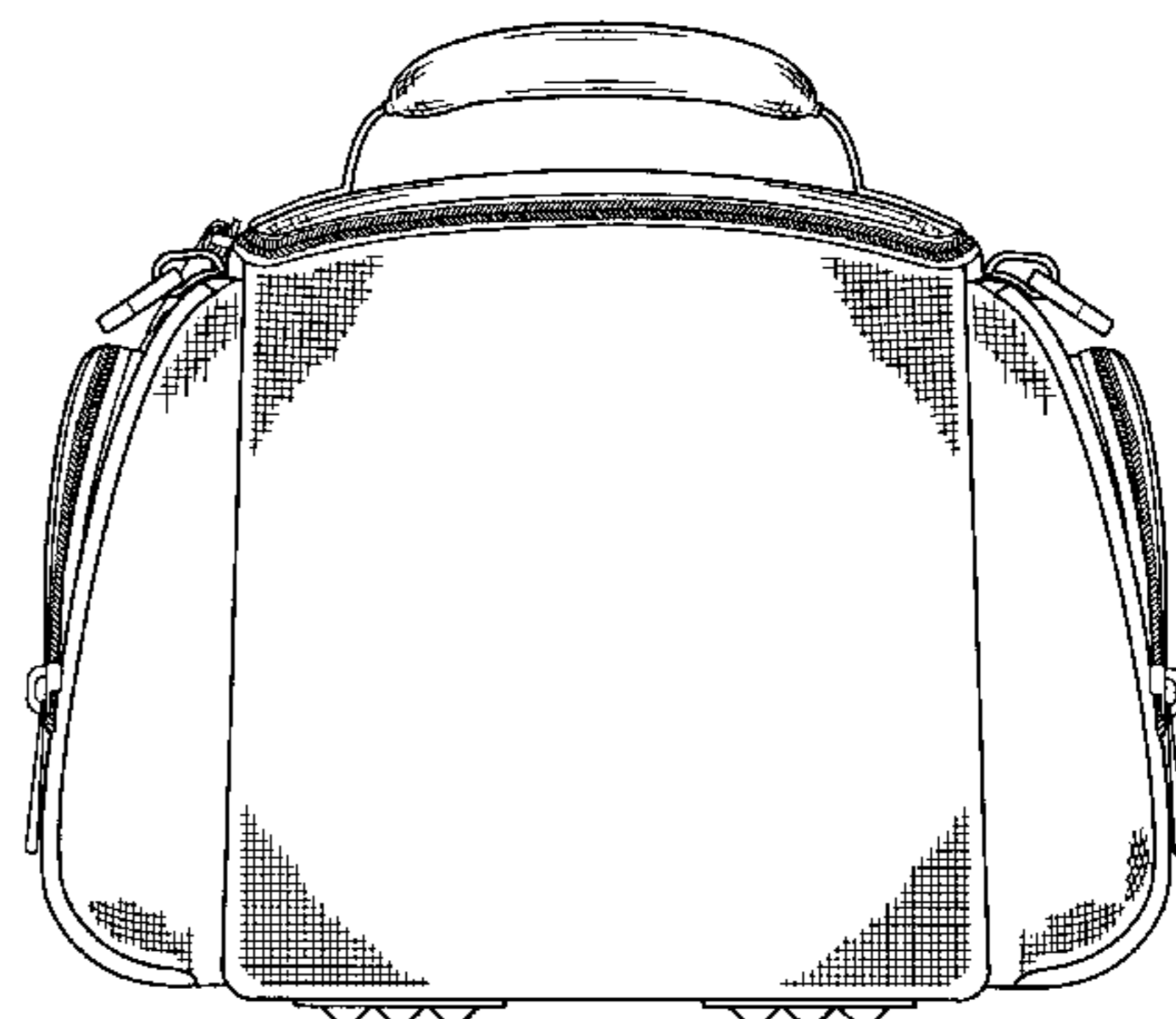
FIG. 4 is a left side elevational view of the bag shown in FIG. 1;

FIG. 5 is a right side elevational view of the bag shown in FIG. 1;

FIG. 6 is a plan view of the bag shown in FIG. 1; and,

FIG. 7 is a bottom side elevational view of the bag shown in FIG. 1.

The bag depicted in the drawings is “soft,” meaning that it is largely made of fabric, and is useful for carrying equipment and the accessories related to such equipment. An example of such equipment is a digital video-recording camera.



The broken lines shown on the edges, bottom, and handle of the bag, throughout the views, are understood to represent stitching.

1 Claim, 4 Drawing Sheets



FIG. 1

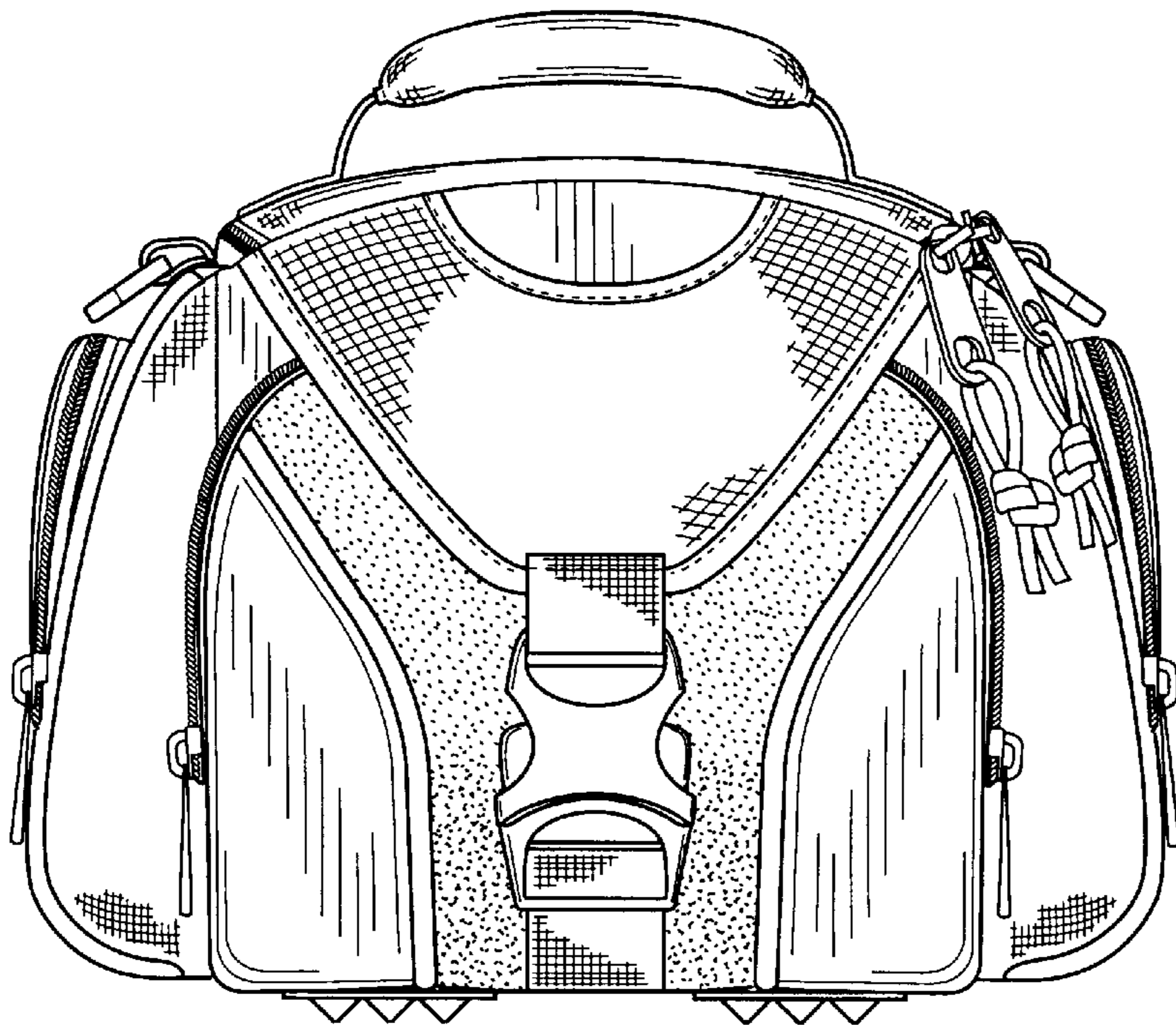


FIG. 2

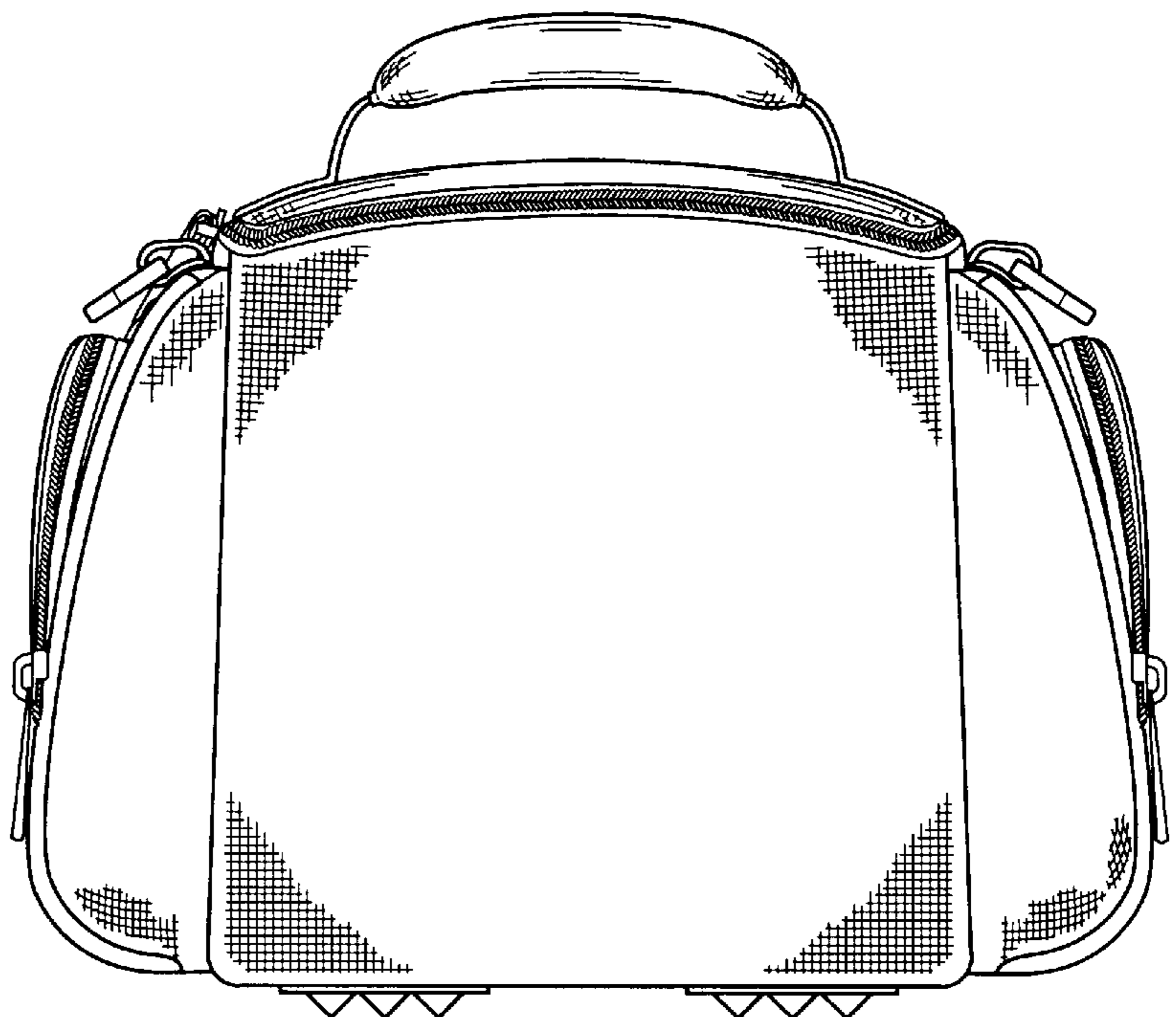


FIG. 3

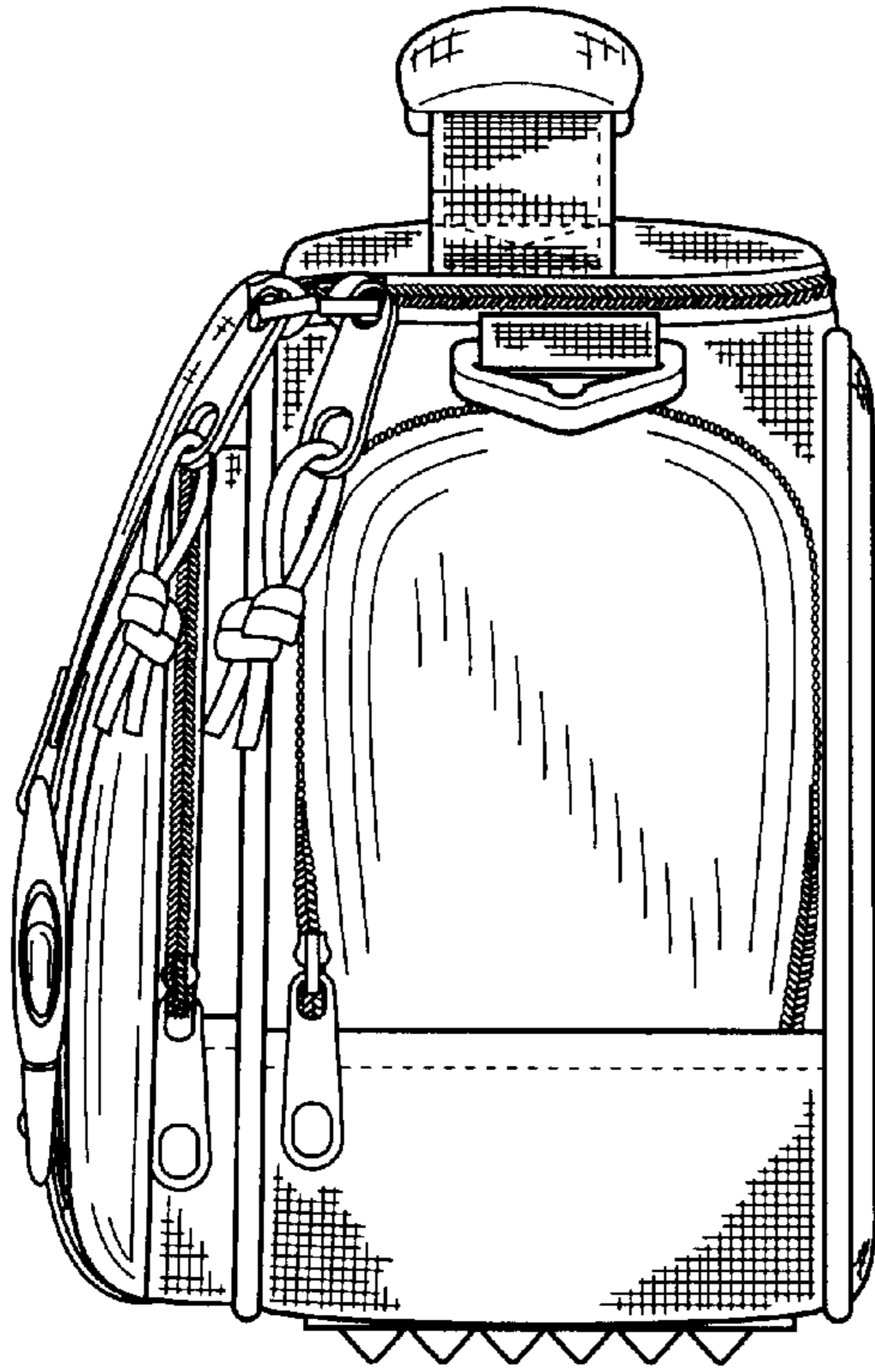


FIG. 4

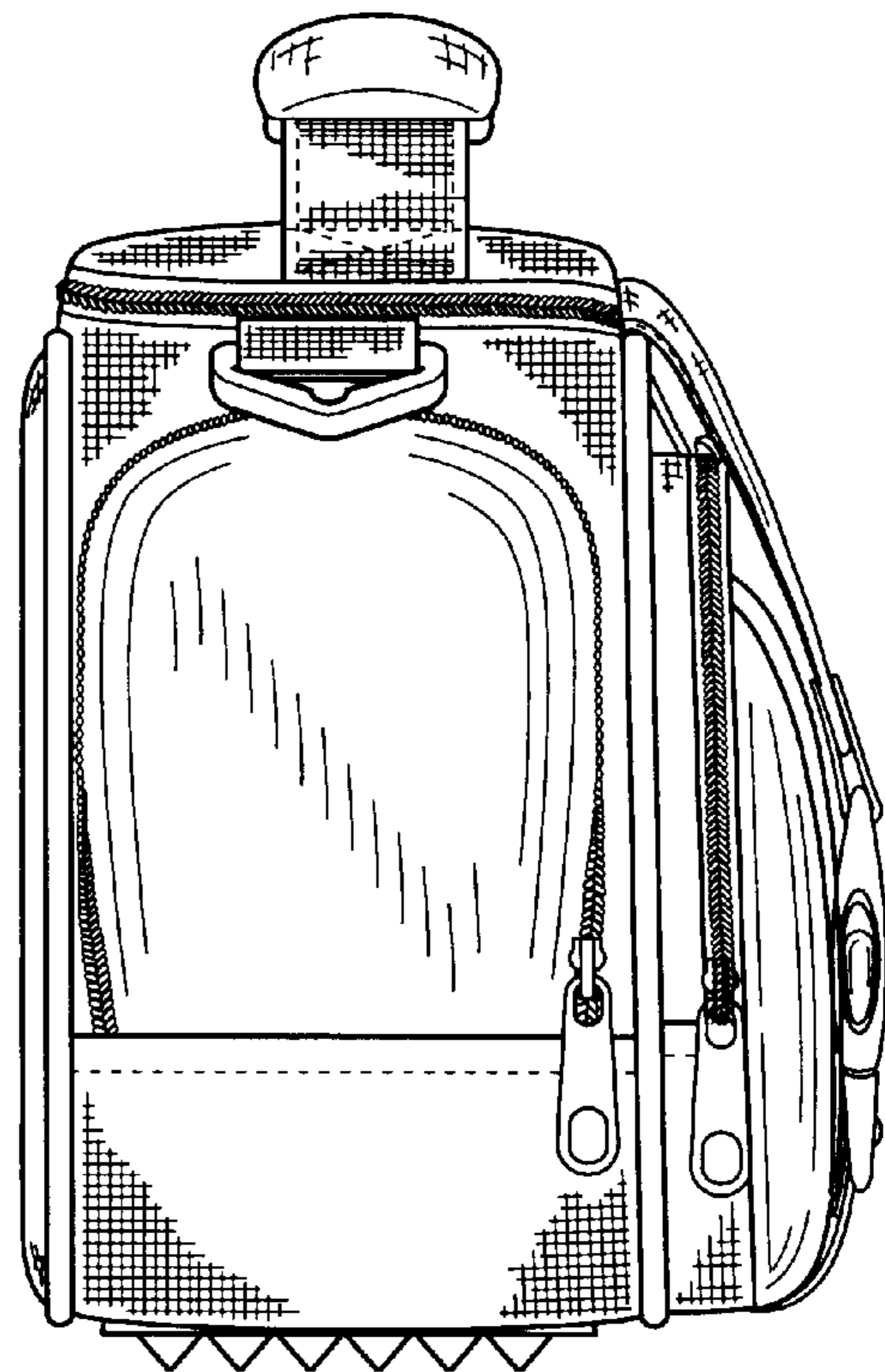


FIG. 5

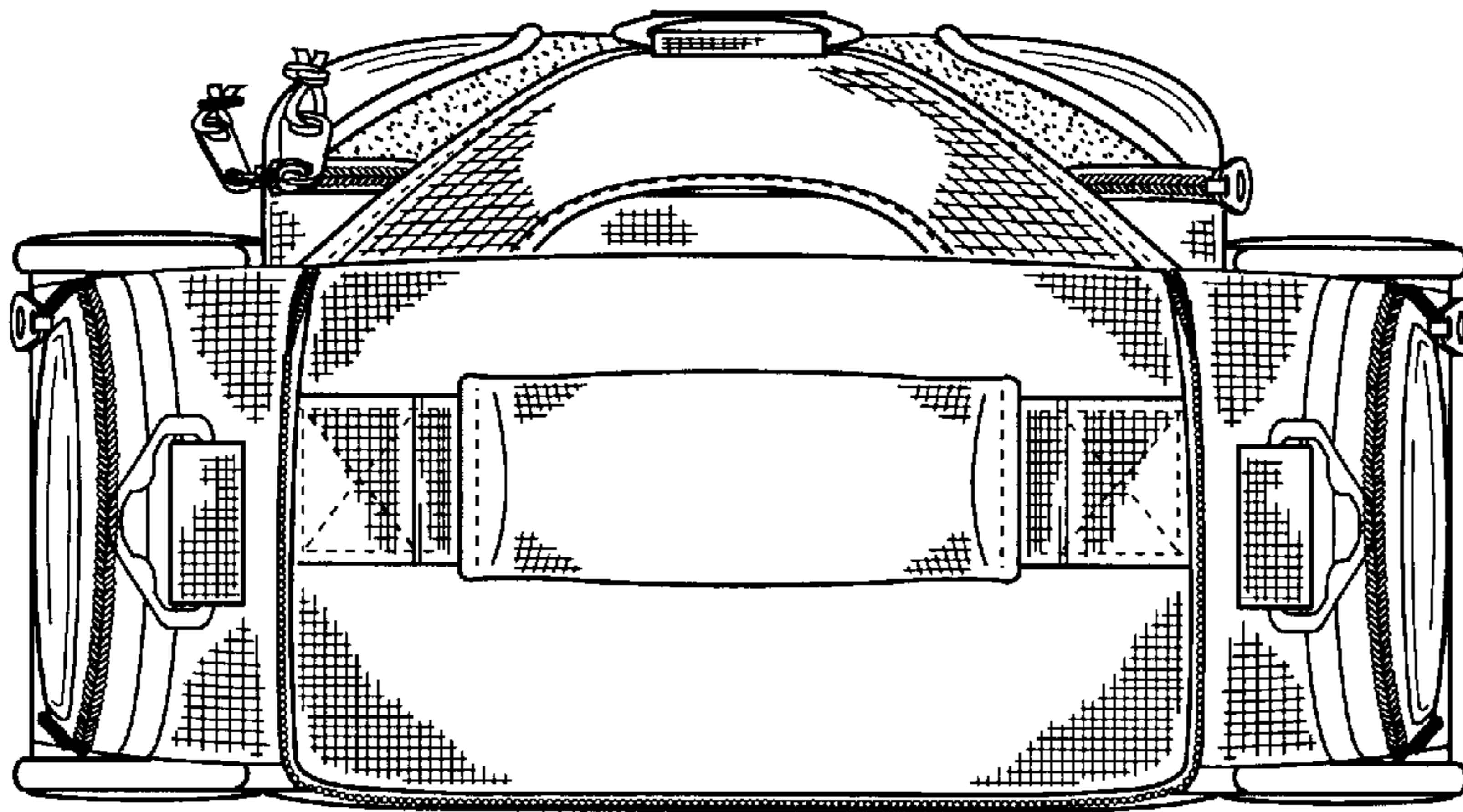


FIG. 6

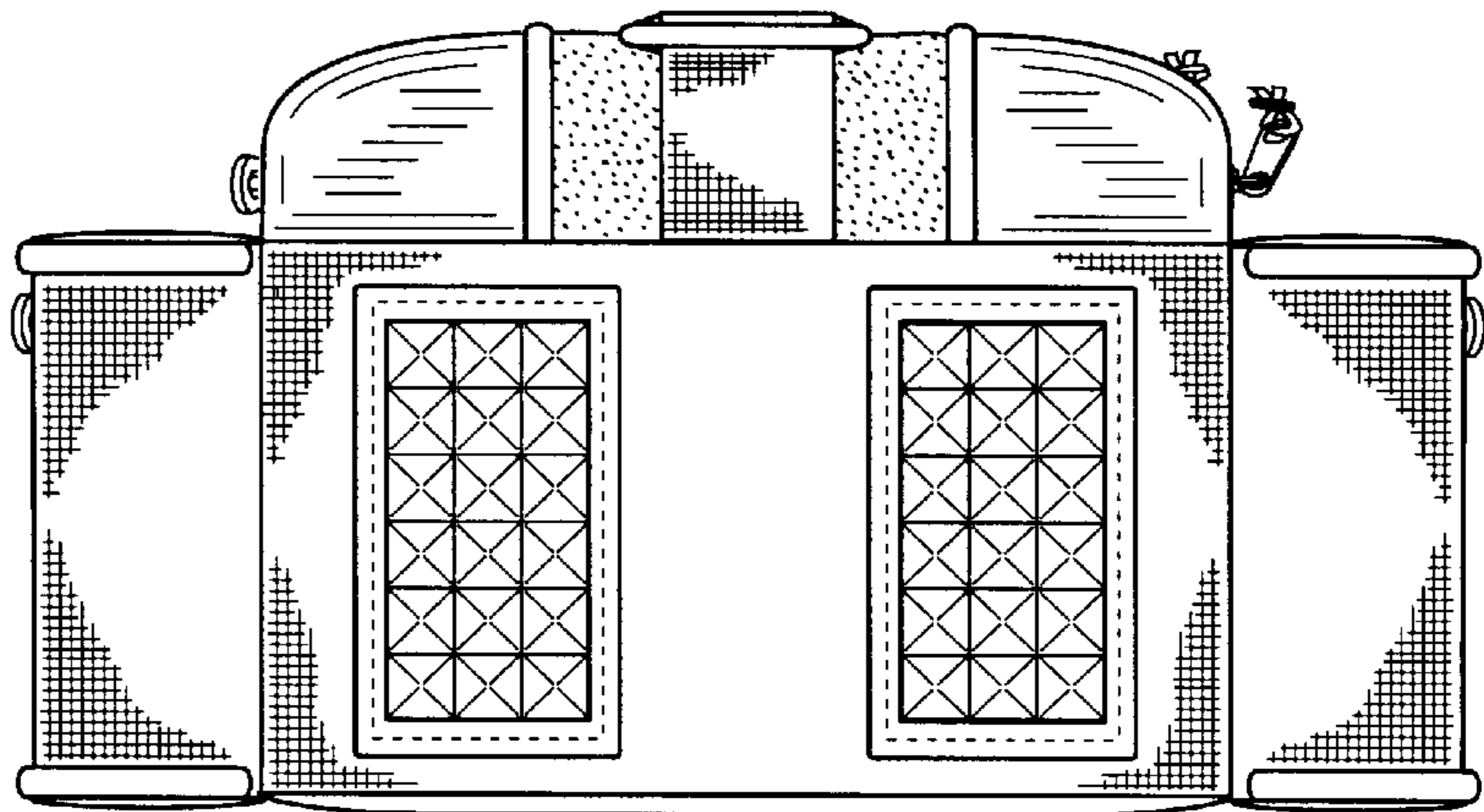


FIG. 7