



US00D477893S

(12) **United States Design Patent**  
**Cohen Harel**

(10) **Patent No.:** **US D477,893 S**

(45) **Date of Patent:** **\*\* Jul. 29, 2003**

(54) **LIGHTER**

D428,522 S \* 7/2000 Wong ..... D27/141

(76) **Inventor:** **Yigal Cohen Harel**, Ploennies Street  
11, 40885 Ratingen (DE)

\* cited by examiner

*Primary Examiner*—Jennifer Rivard

(\*\*) **Term:** **14 Years**

(57) **CLAIM**

(21) **Appl. No.:** **29/160,453**

The ornamental design for the lighter, as shown and described.

(22) **Filed:** **May 10, 2002**

**DESCRIPTION**

(51) **LOC (7) Cl.** ..... **27-05**

(52) **U.S. Cl.** ..... **D27/157**

(58) **Field of Search** ..... D27/141, 142,  
D27/143, 152–155, 157, 159, 160; 431/254–257,  
129, 132, 134, 135, 142, 143, 153

FIG. 1 is a top, front and left side perspective view of the lighter;

FIG. 2 is a top plan view of the embodiment of FIG. 1;

FIG. 3 is a bottom plan view of the embodiment of FIG. 1;

FIG. 4 is a back elevation of the embodiment of FIG. 1;

FIG. 5 is a right side view of the embodiment of FIG. 1;

FIG. 6 is a front elevation view of the embodiment of FIG. 1; and,

FIG. 7 is a left side view of the embodiment of FIG. 1.


(56) **References Cited**

**U.S. PATENT DOCUMENTS**

D262,238 S \* 12/1981 Stuetzer ..... D27/154

D262,493 S \* 12/1981 Stutzer ..... D27/154

**1 Claim, 1 Drawing Sheet**



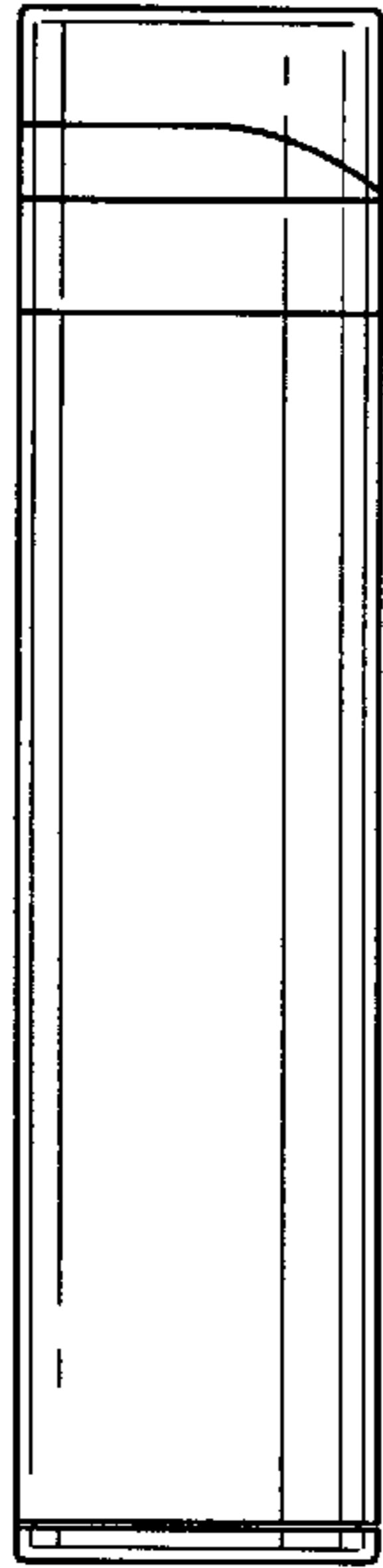


FIG. 7

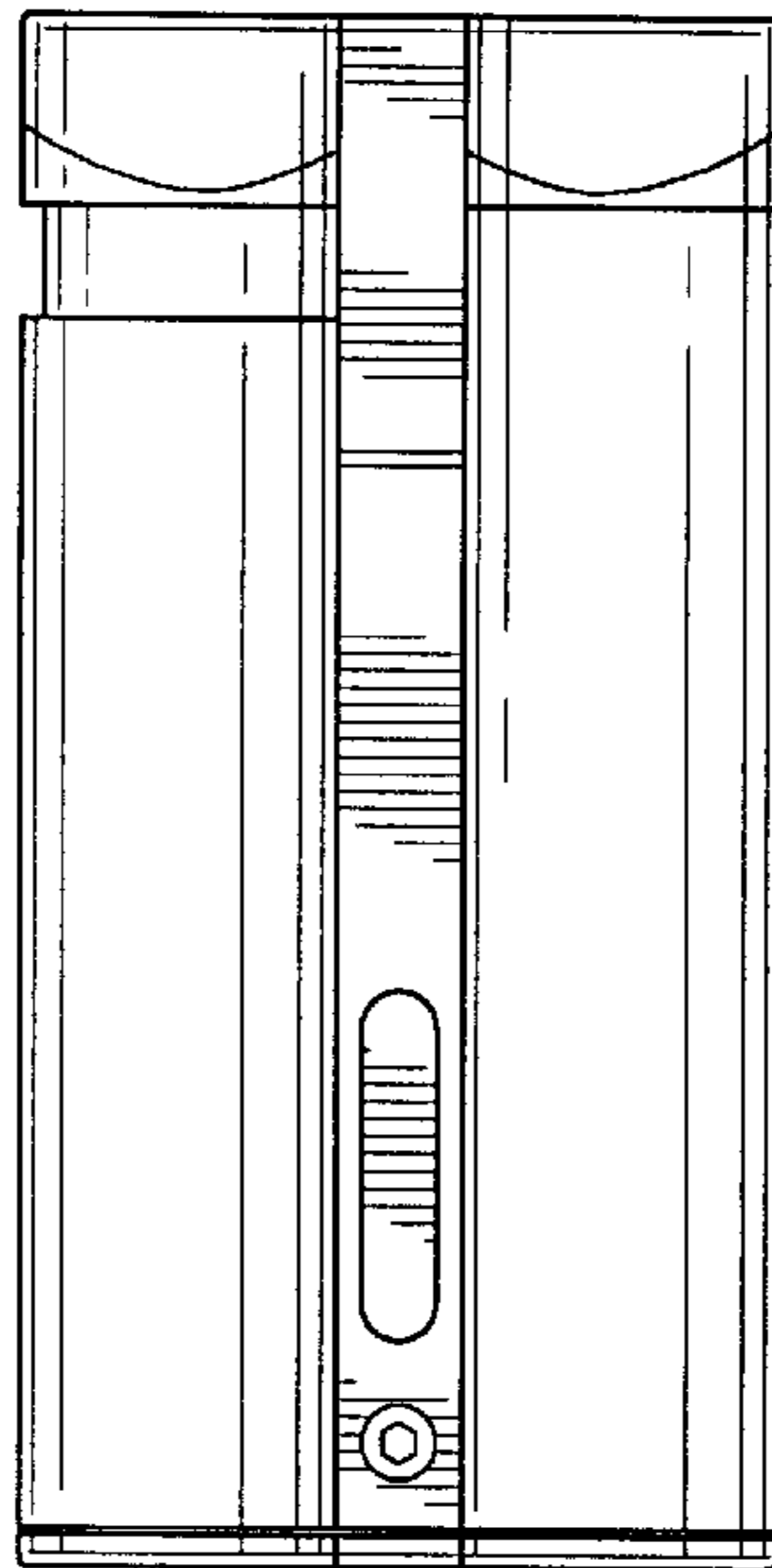


FIG. 6




FIG. 1




FIG. 5




FIG. 4

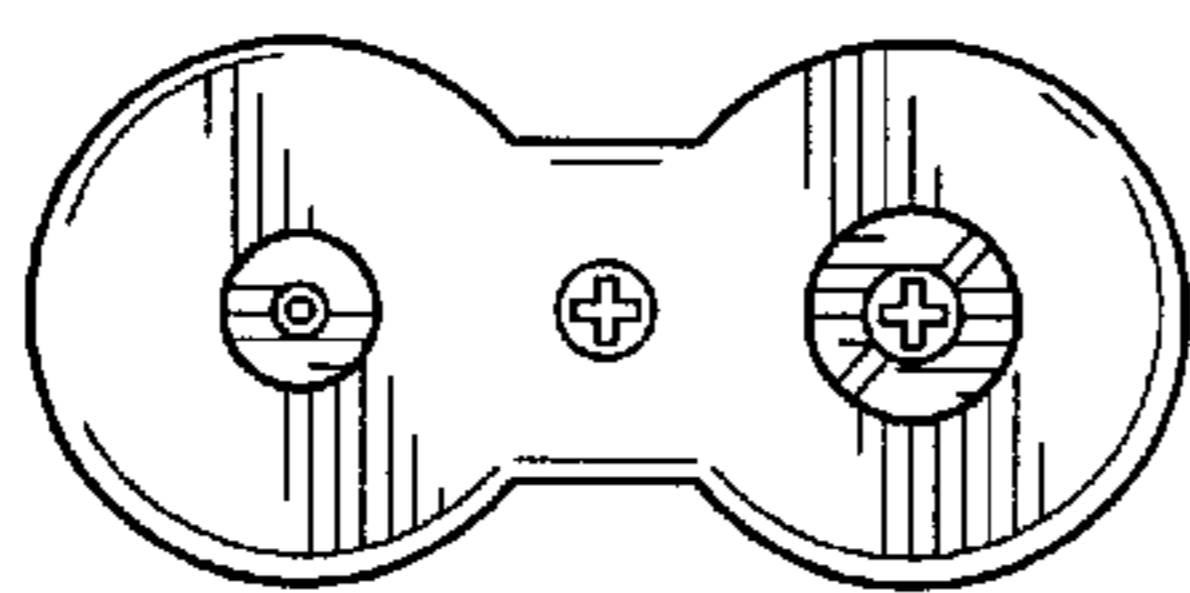


FIG. 3

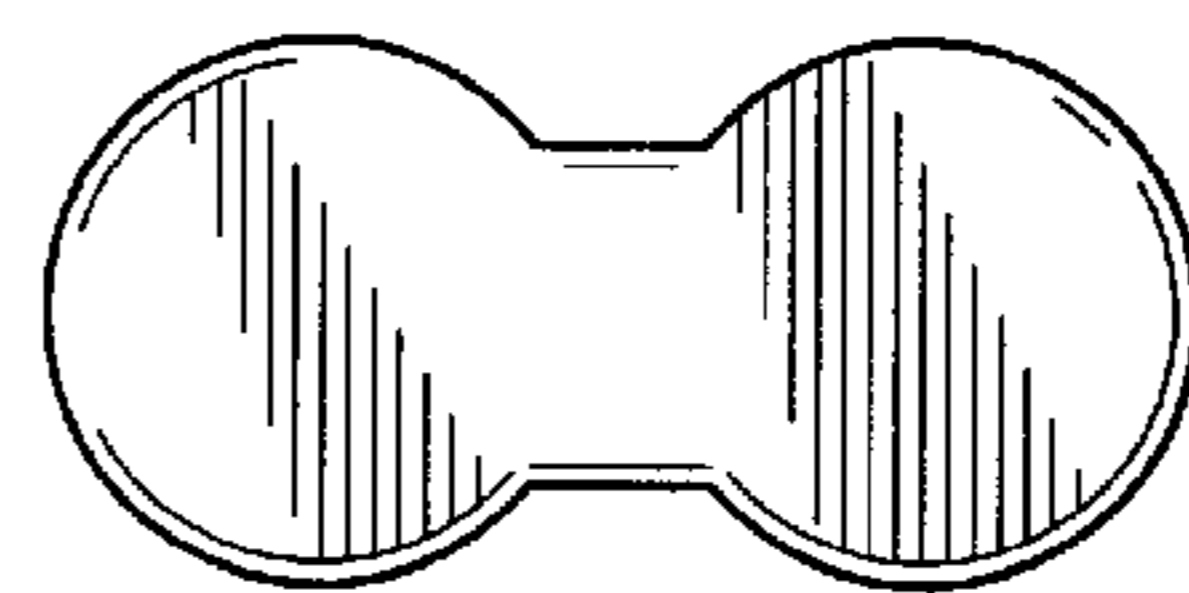


FIG. 2