



US00D477882S

(12) **United States Design Patent**
Clarkin

(10) **Patent No.:** **US D477,882 S**

(45) **Date of Patent:** **** Jul. 29, 2003**

(54) **CASEMENT WINDOW**

OTHER PUBLICATIONS

(76) Inventor: **William M. Clarkin**, 2754 Swansea Rd., Columbus, OH (US) 43221

“Are they . . . ?” brochure by Norco Windows & Patio Doors 1997.

(**) Term: **14 Years**

“think of the possibilities” brochure by Marvin Windows and Doors 2000.

(21) Appl. No.: **29/142,232**

* cited by examiner

(22) Filed: **May 22, 2001**

Primary Examiner—Stella Reid

(51) **LOC (7) Cl.** **25-02**

(74) *Attorney, Agent, or Firm*—Mueller and Smith, LPA

(52) **U.S. Cl.** **D25/52**

(57) **CLAIM**

(58) **Field of Search** D25/52; 52/204.1, 52/204.5, 204.57, 204.593, 204.55, 656.1, 656.5, 656.8; 49/501, 61, 63, DIG. 2

The ornamental design for a casement window, as shown and described.

DESCRIPTION

(56) **References Cited**

U.S. PATENT DOCUMENTS

28,267 A	5/1860	Fry	
118,512 A	8/1871	Butler	
385,577 A	7/1888	Silbereisen	
402,708 A	5/1889	Zalikowski	
588,700 A	8/1897	Faerber et al.	
631,564 A	8/1899	Dunn	
1,332,361 A	3/1920	Schebora	
1,530,610 A	3/1925	Ortleb	
1,688,836 A	10/1928	Stein	
2,024,877 A	12/1935	Reynolds	
2,583,395 A	1/1952	Skelly	
3,035,316 A	* 5/1962	Revell et al.	49/401
3,789,548 A	* 2/1974	Campisano	49/162
3,861,082 A	1/1975	Dau	
3,959,926 A	6/1976	Noecker et al.	
4,888,915 A	12/1989	Goldenberg	
5,083,409 A	* 1/1992	Pliml, Jr.	52/656.9
D363,557 S	* 10/1995	Lindgren et al.	D25/52
5,467,841 A	* 11/1995	Krumal	182/70
5,566,507 A	10/1996	Schmidt et al.	
5,595,026 A	* 1/1997	Licking et al.	49/360
D394,714 S	* 5/1998	Plummer	D25/52
5,970,656 A	10/1999	Maier	

FIG. 1 is a front exterior view of the window showing my new design;

FIG. 2 is a right side view thereof;

FIG. 3 is a top view thereof;

FIG. 4 is an interior rear view;

FIG. 5 is a left side view;

FIG. 6 is a bottom view;

FIG. 7 is a sectional taken along line 7—7 of FIG. 1 with broken lines showing a screen which is for illustrative purposes only and forms no part of the claimed design;

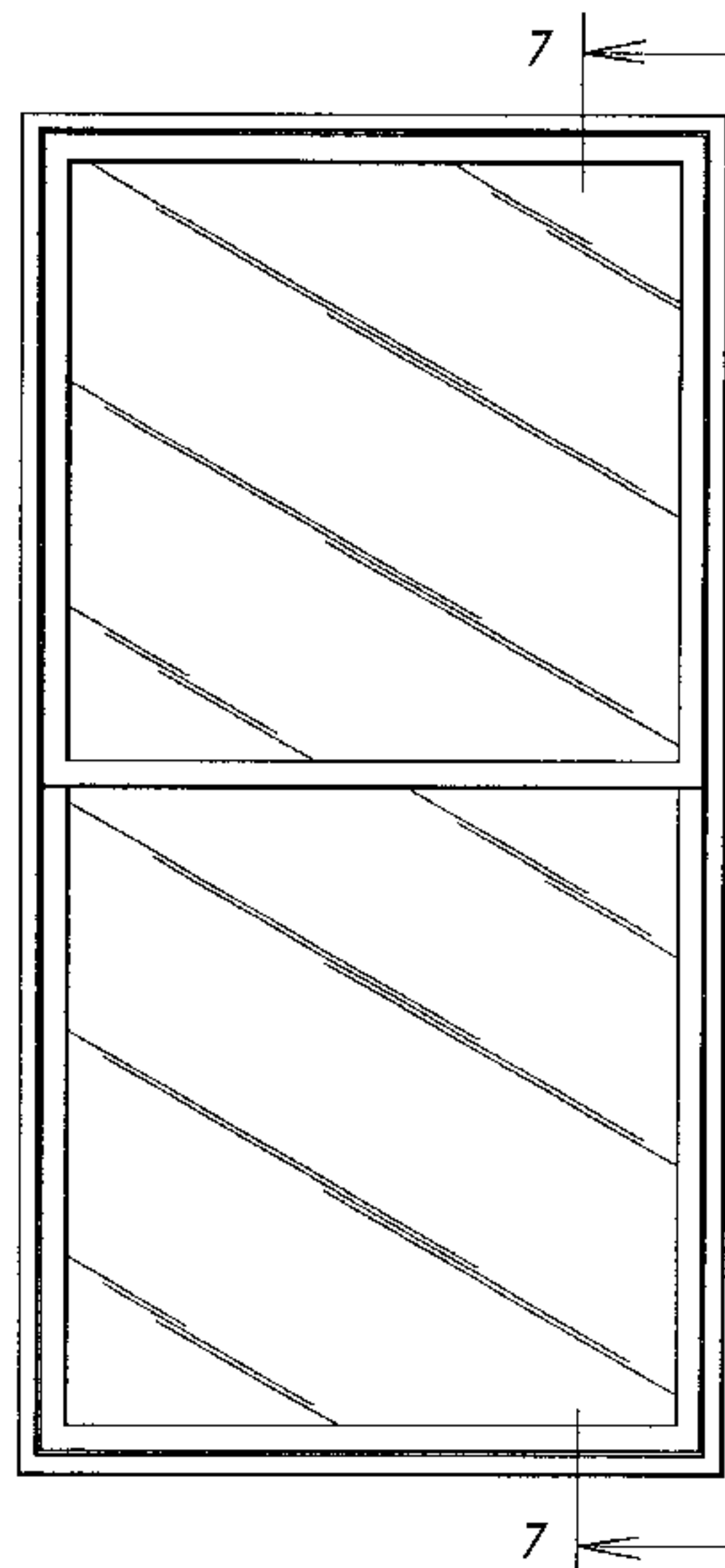
FIG. 8 is a front exterior view of the window as in FIG. 1 with broken lines showing a grille which is for illustrative purposes only and forms no part of the claimed design;

FIG. 9 is a perspective view showing the window of FIG. 1 in a partially open orientation; and,

FIG. 10 is a modified embodiment of the design shown in FIG. 9.

The broken lines showing a crank in FIGS. 2–7 are for illustrative purposes only and form no part of the claimed design.

1 Claim, 4 Drawing Sheets



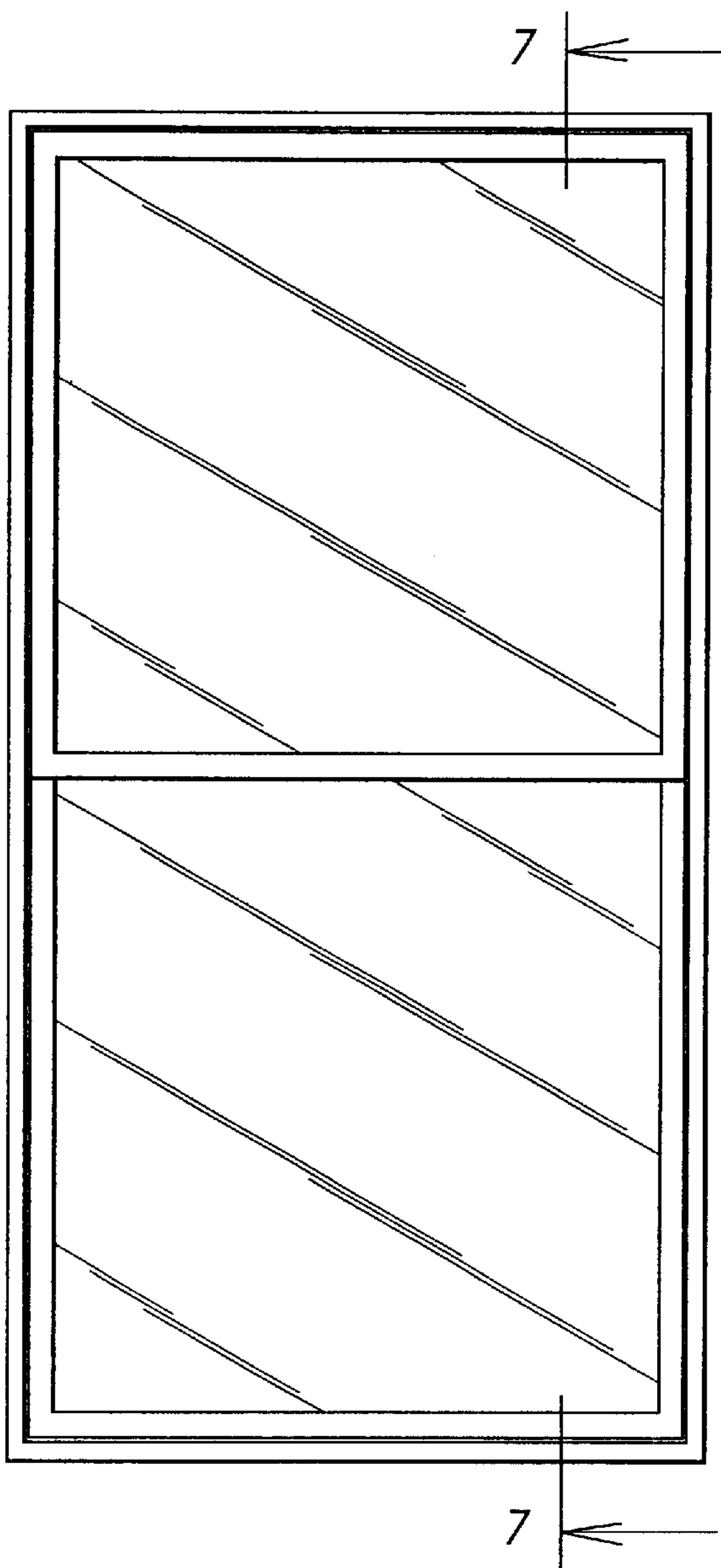


FIG. 1

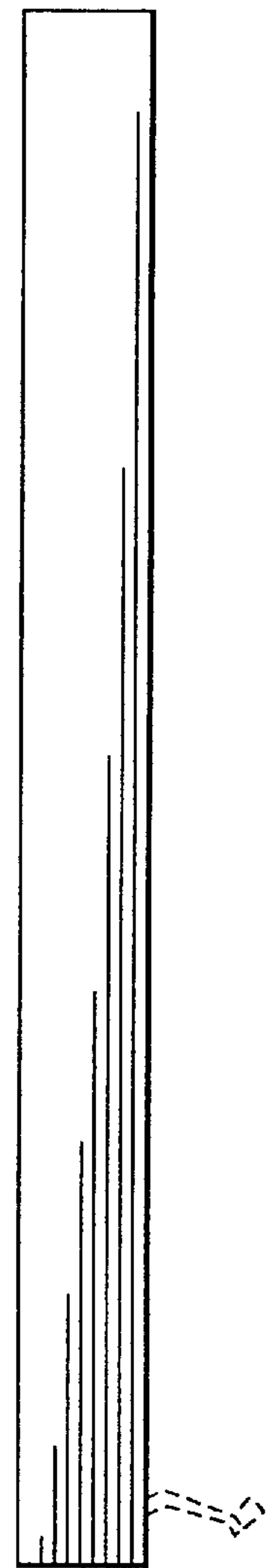


FIG. 2




FIG. 3

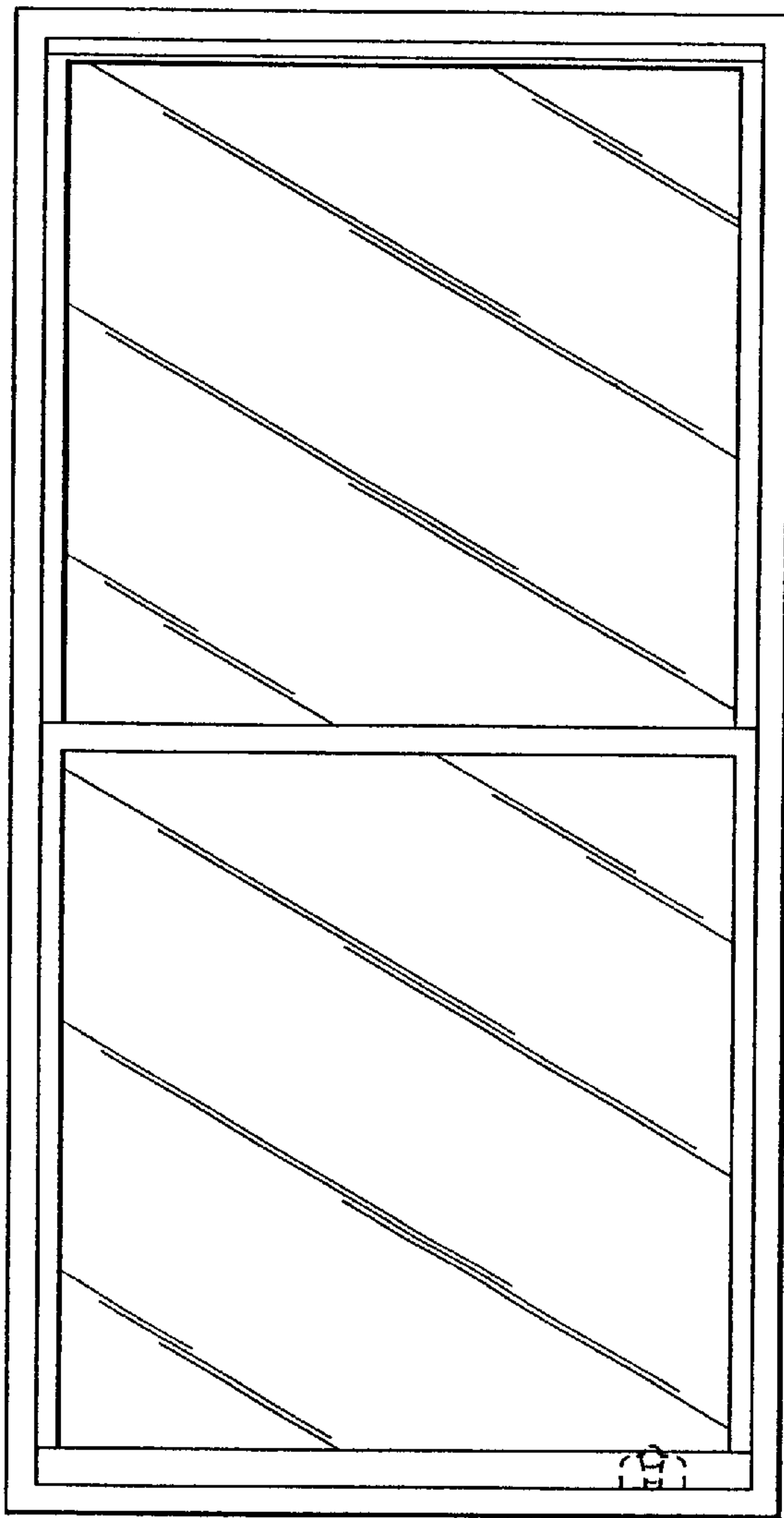


FIG. 4



FIG. 5




FIG. 6

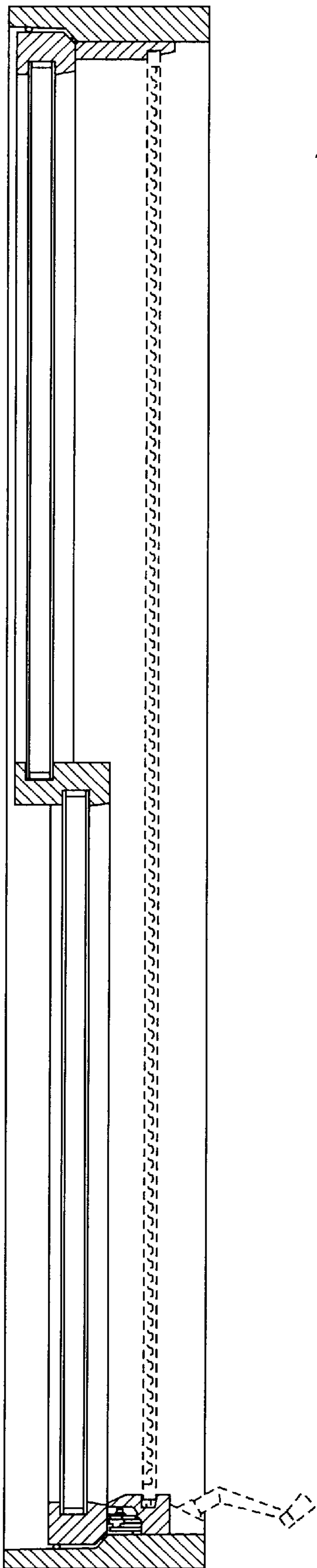


FIG. 7

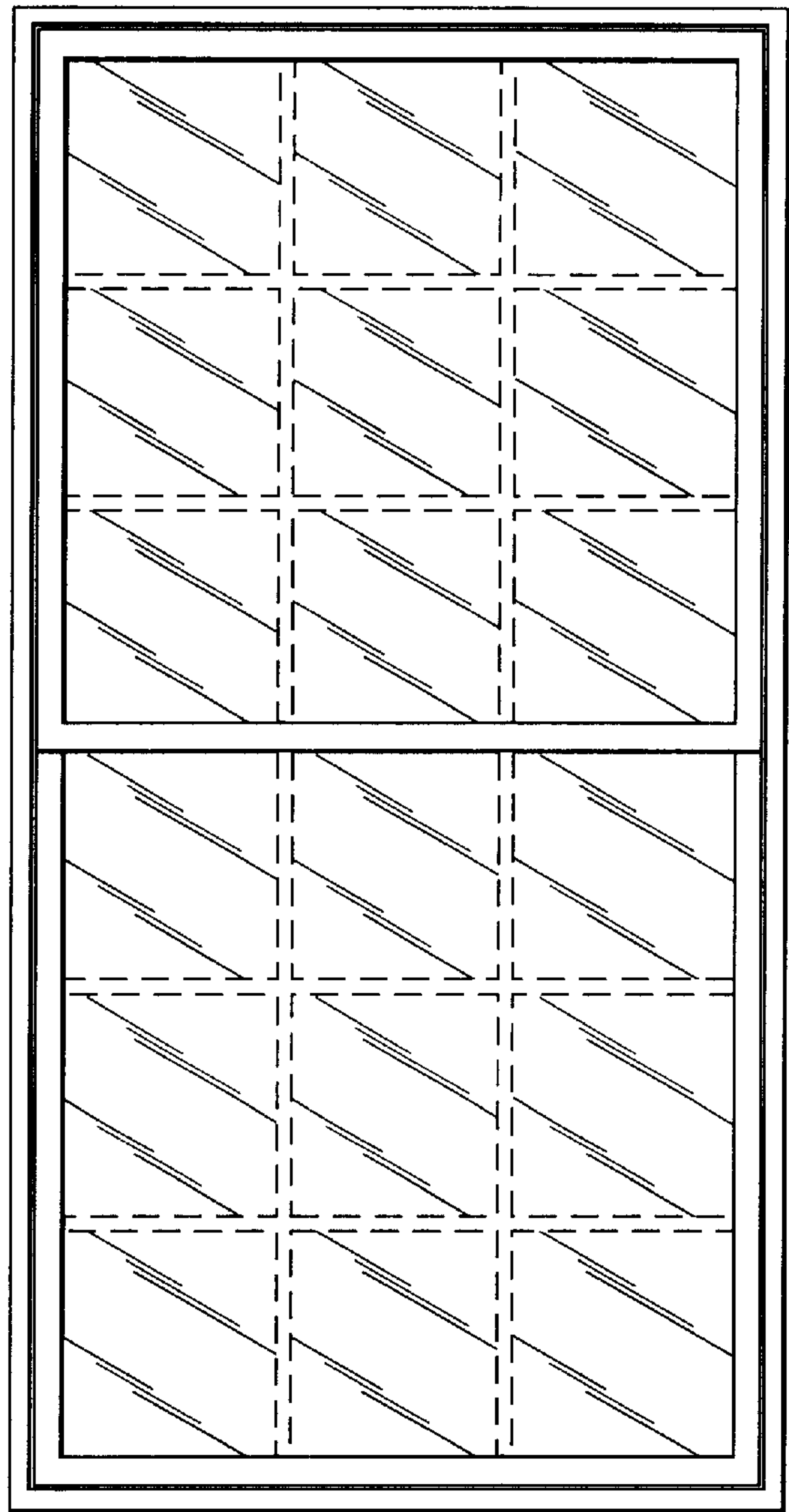


FIG. 8

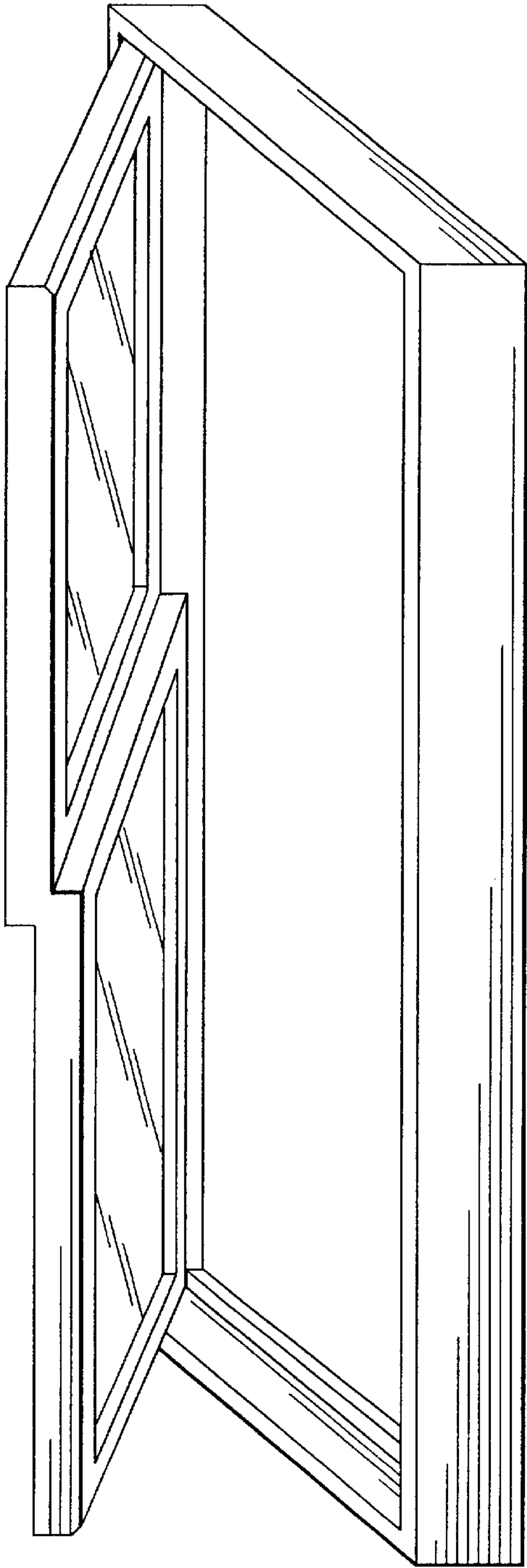


FIG. 9

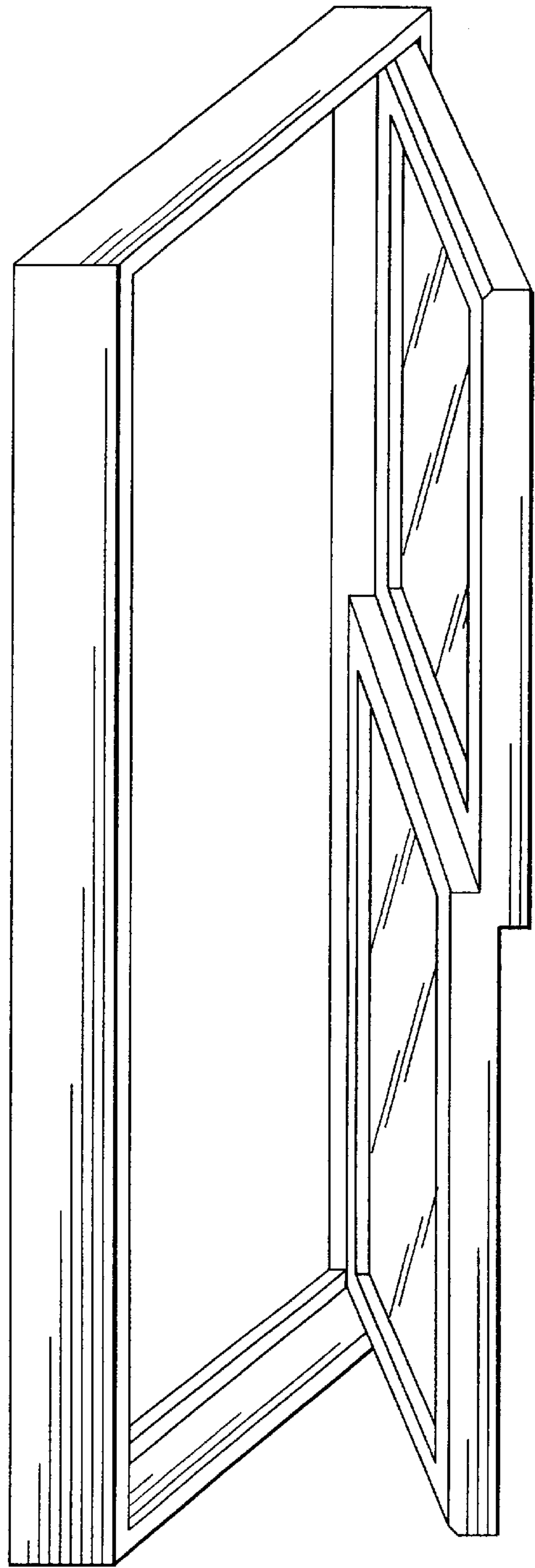


FIG. 10