



US00D477878S

(12) **United States Design Patent**  
**Whitehead**

(10) **Patent No.:** **US D477,878 S**

(45) **Date of Patent:** **\*\* Jul. 29, 2003**

(54) **DENTAL ABUTMENT**

(76) **Inventor:** **George M. Whitehead**, 6226 - 196th Ave. SW., Suite 2b, Lynnwood, WA (US) 98036

(\*\*) **Term:** **14 Years**

(21) **Appl. No.:** **29/165,161**

(22) **Filed:** **Aug. 5, 2002**

(51) **LOC (7) Cl.** ..... **24-03**

(52) **U.S. Cl.** ..... **D24/156**

(58) **Field of Search** ..... D24/156; 433/172-174

(56) **References Cited**

**U.S. PATENT DOCUMENTS**

5,052,929	A	*	10/1991	Seal	.....	433/173
5,564,928	A		10/1996	Gittleman	.....	433/180
5,662,473	A	*	9/1997	Rassoli et al.	.....	433/172
5,829,977	A	*	11/1998	Rogers et al.	.....	433/172
6,012,923	A	*	1/2000	Bassett et al.	.....	433/172

6,368,108	B1	*	4/2002	Locante et al.	.....	433/173
6,497,573	B2	*	12/2002	Wagner et al.	.....	433/173
D469,535	S	*	1/2003	Lidskog et al.	.....	D24/156

\* cited by examiner

*Primary Examiner*—Antoine Duval Davis  
(74) *Attorney, Agent, or Firm*—Dean A. Craine

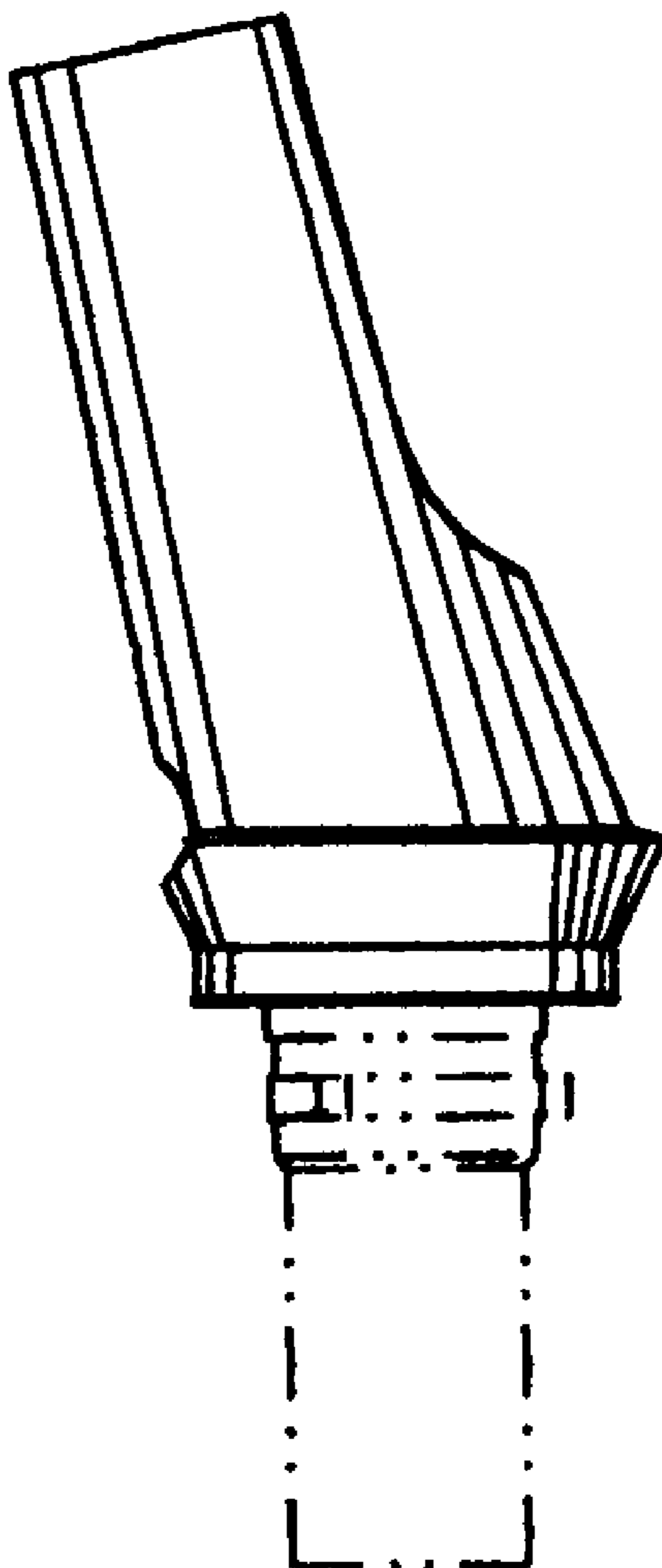
(57) **CLAIM**

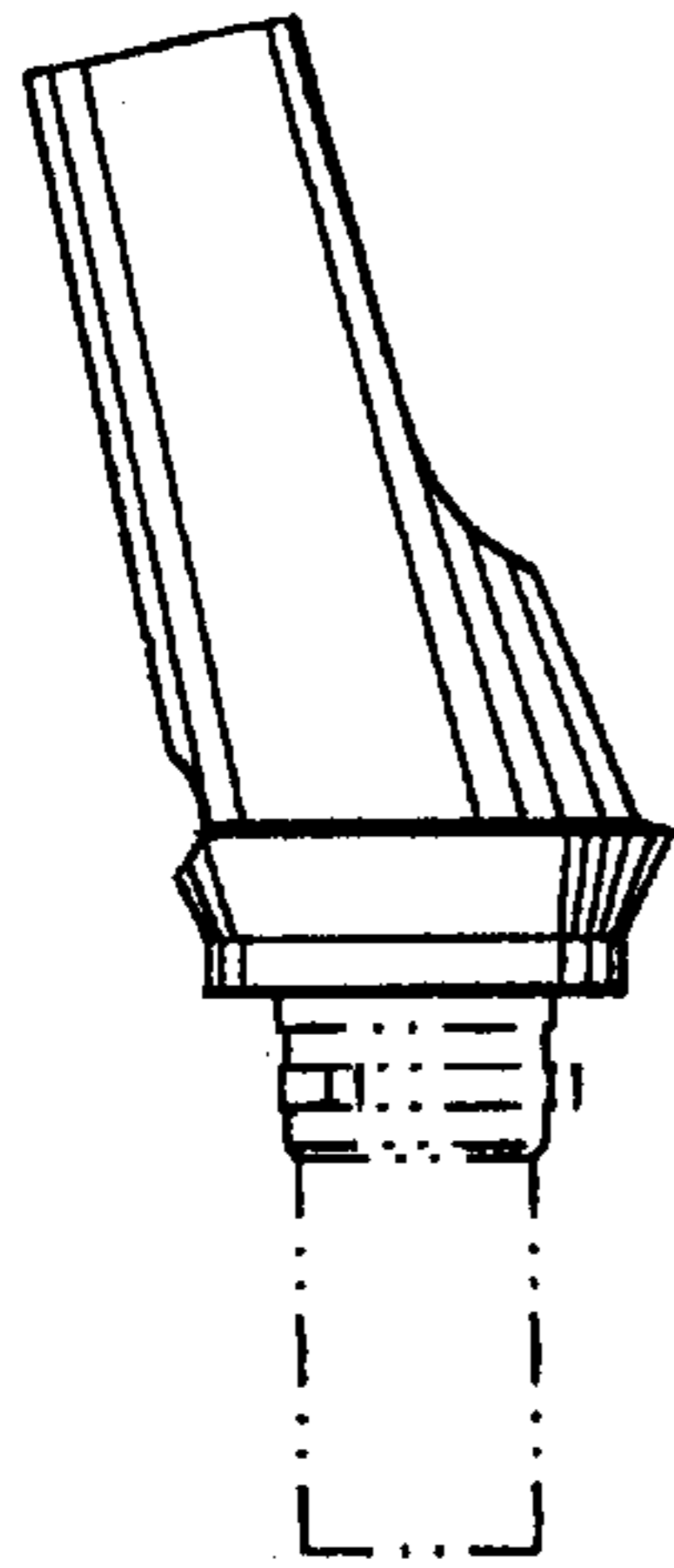
The ornamental design for the dental abutment, as shown and described.

**DESCRIPTION**

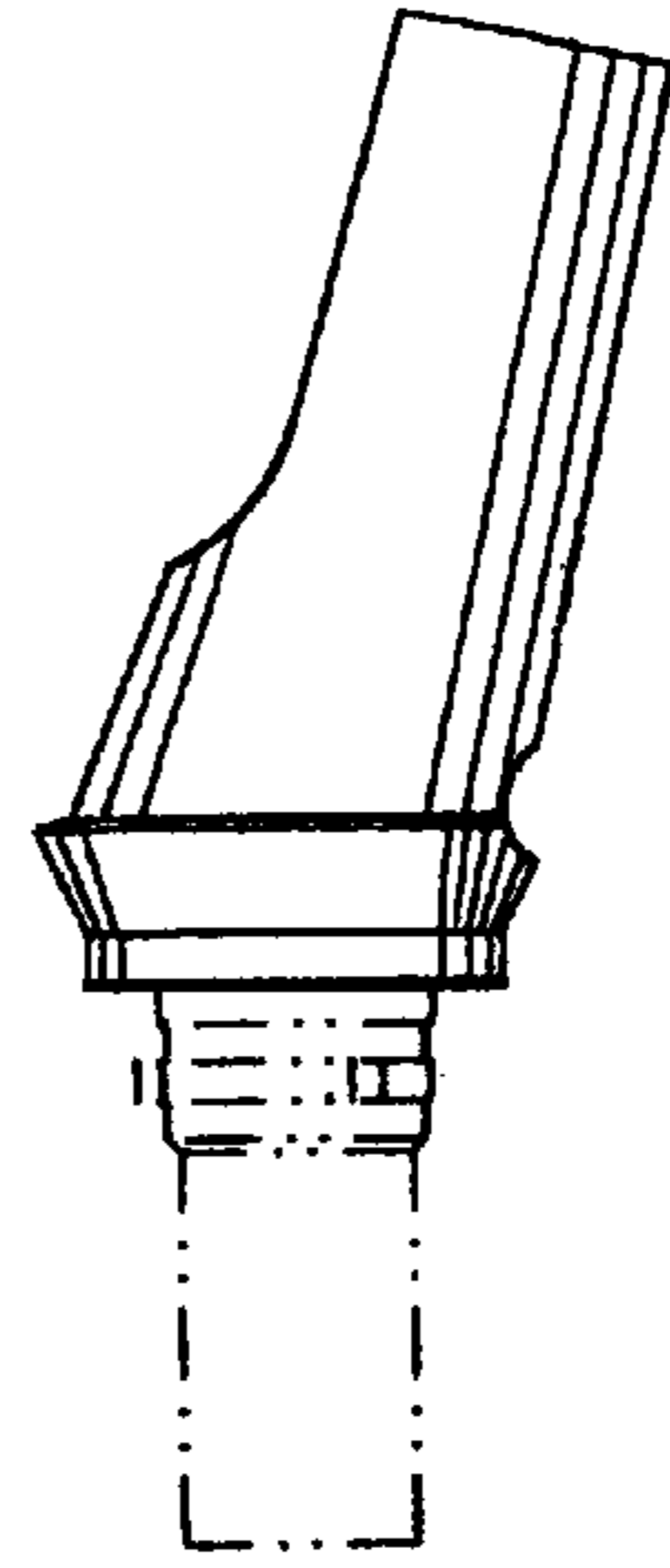
FIG. 1 is a left side elevation view of a dental abutment. FIG. 2 is a right side elevation view of the invention. FIG. 3 is a front elevation view of the invention. FIG. 4 is a rear elevation view of the invention. FIG. 5 is a bottom plan view of the invention; and, FIG. 6 is a top plan view of the invention. The broken line showing is for illustrative purposes only and forms no part of the claimed design.

**1 Claim, 1 Drawing Sheet**







**FIG. 1**



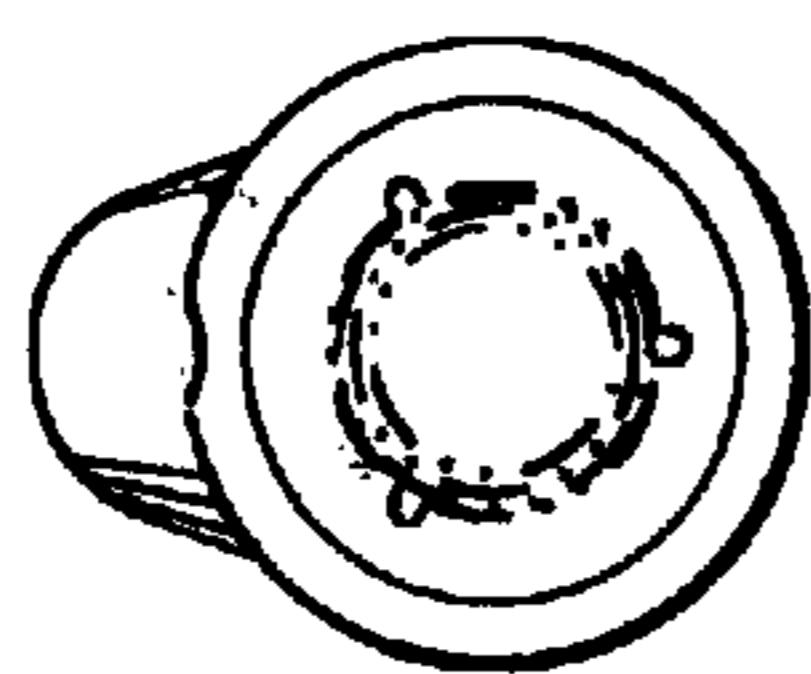
**FIG. 2**



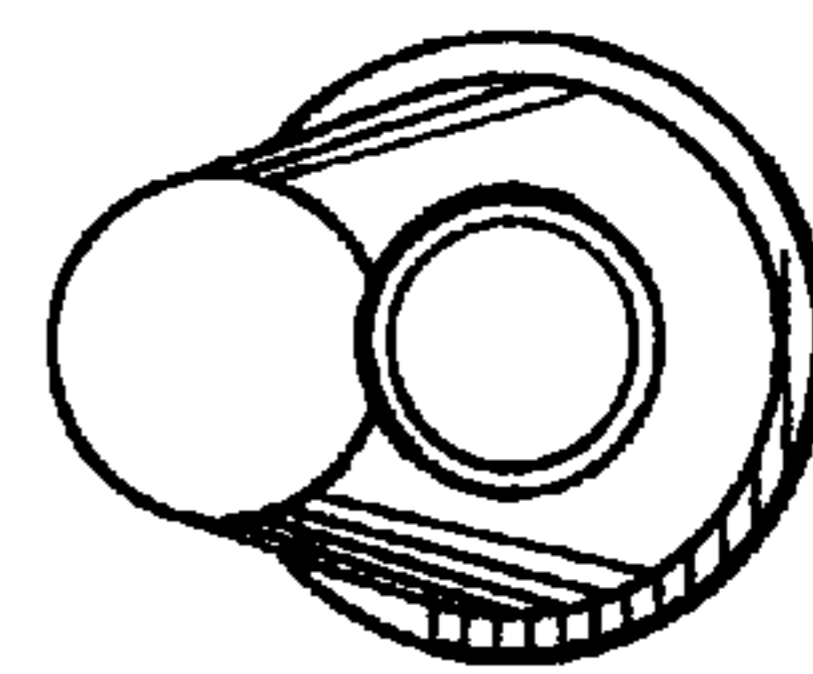
**FIG. 3**



**FIG. 4**



**FIG. 5**



**FIG. 6**