



US00D477865S

(12) **United States Design Patent**  
**Huang**

(10) **Patent No.:** **US D477,865 S**

(45) **Date of Patent:** **\*\* Jul. 29, 2003**

(54) **BLADE FOR A CEILING FAN**

(76) Inventor: **Yu Huang**, 3F, 36-4, Shu Hsin Rd., Shu Lin City, Taipei Hsien (TW)

(\*\*) Term: **14 Years**

(21) Appl. No.: **29/161,018**

(22) Filed: **May 22, 2002**

(51) **LOC (7) Cl.** ..... **23-04**

(52) **U.S. Cl.** ..... **D23/413**

(58) **Field of Search** ..... D23/377, 379, D23/385, 411, 413; 416/5, 210 R; 392/364

(56) **References Cited**

**U.S. PATENT DOCUMENTS**

D357,978 S \* 5/1995 Young ..... D23/377  
D399,949 S \* 10/1998 Chou ..... D23/413

\* cited by examiner

*Primary Examiner*—Lisa Lichtenstein

(74) *Attorney, Agent, or Firm*—Rosenberg, Klein & Lee

(57) **CLAIM**

The ornamental design for blade for a ceiling fan, as shown and described.

**DESCRIPTION**

FIG. 1 is the perspective view of a blade for a ceiling fan showing my new design;

FIG. 2 is the front elevational view thereof;

FIG. 3 is the rear elevational view thereof;

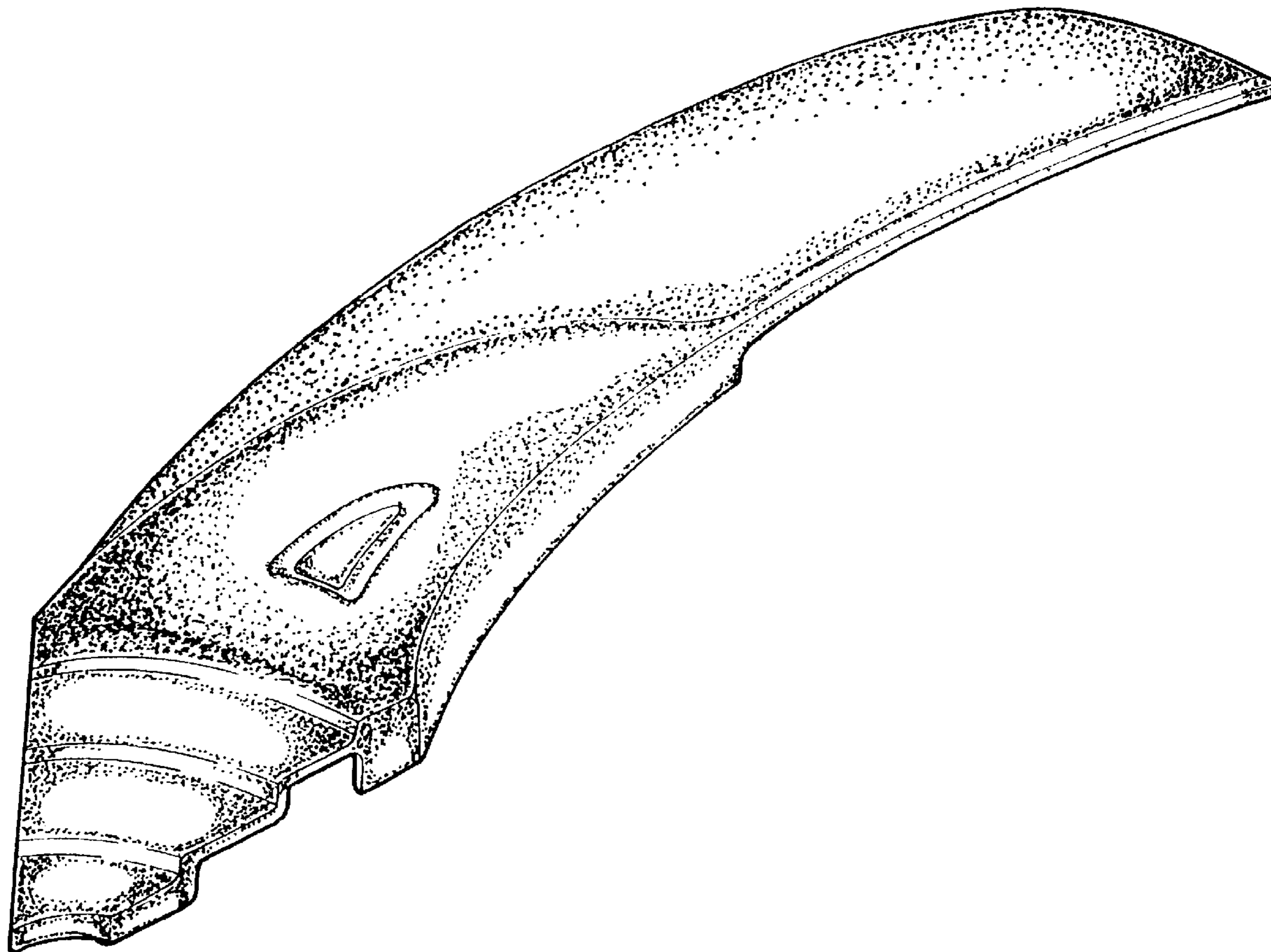
FIG. 4 is the left side elevational view thereof;

FIG. 5 is the right side elevational view thereof;

FIG. 6 is the top plan view thereof; and,

FIG. 7 is the bottom plan view thereof.

**1 Claim, 4 Drawing Sheets**



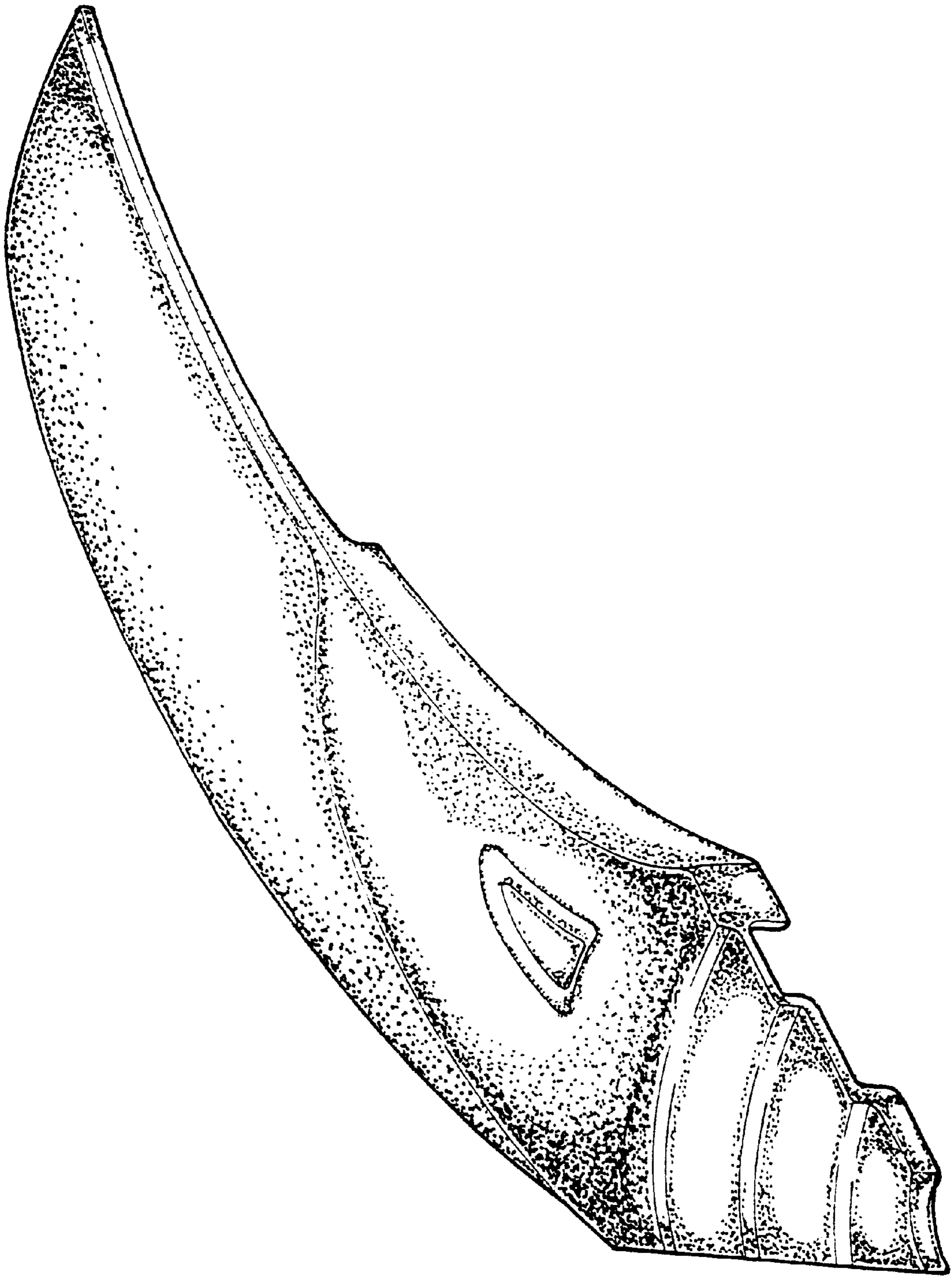


FIG. 1




FIG. 2



FIG. 3

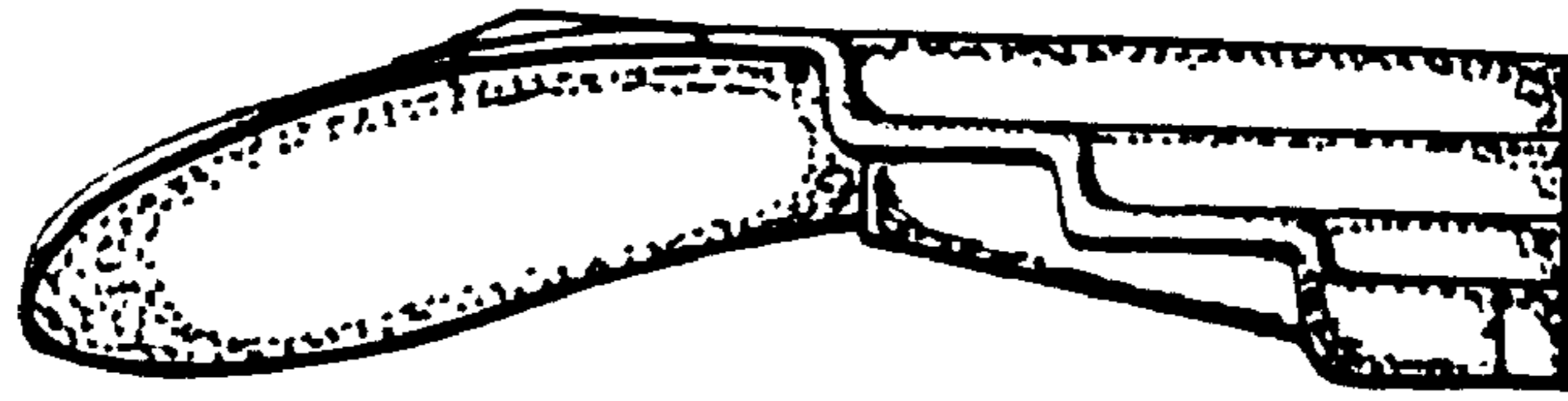


FIG. 4

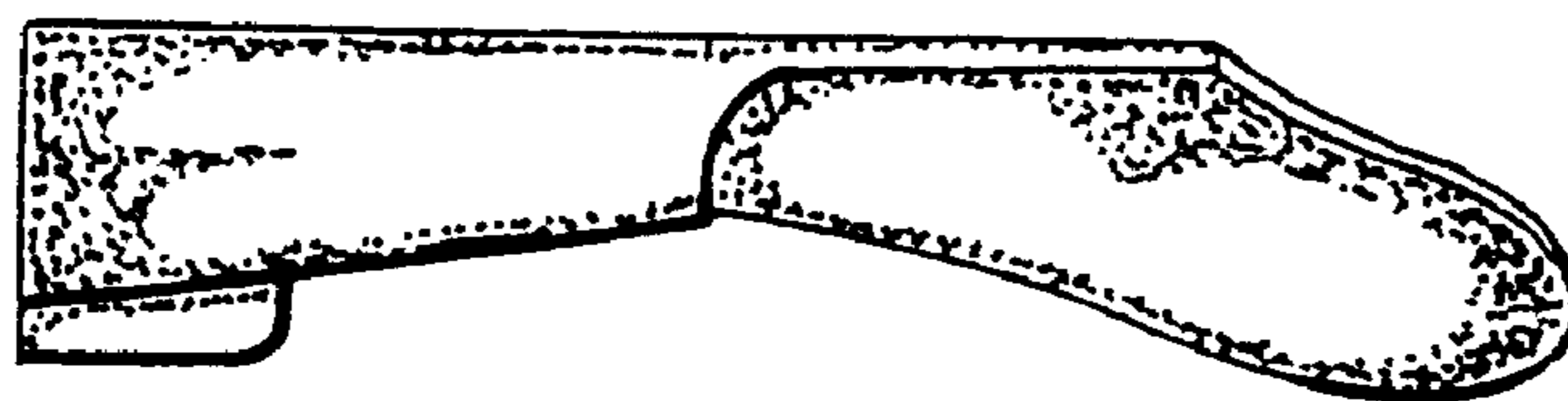


FIG. 5






FIG. 6




FIG. 7