



US00D477860S

(12) **United States Design Patent**
Singtoroj

(10) **Patent No.:** **US D477,860 S**

(45) **Date of Patent:** **** Jul. 29, 2003**

(54) **HANDLE**

(75) **Inventor:** **Yos Singtoroj, Anaheim, CA (US)**

(73) **Assignee:** **Newfrey LLC, Newark, DE (US)**

(**) **Term:** **14 Years**

(21) **Appl. No.:** **29/169,388**

(22) **Filed:** **Oct. 18, 2002**

Related U.S. Application Data

(62) **Division of application No. 29/167,666, filed on Sep. 18, 2002.**

(51) **LOC (7) Cl. 23-01**

(52) **U.S. Cl. D23/252**

(58) **Field of Search D23/238-243,
D23/250-257; 4/675-678; 137/562, 801;
D8/300-310, 350, 354; 16/110 R, 121**

(56) **References Cited**

U.S. PATENT DOCUMENTS

D276,259 S	11/1984	Miller
D288,835 S	3/1987	Yost
D293,362 S	12/1987	Hill et al.
D318,717 S	7/1991	Spangler
D321,750 S	11/1991	Spangler
D325,772 S	4/1992	Carr
D334,230 S	3/1993	Bonnell
D361,370 S	8/1995	Fabian

D384,730 S	10/1997	Doughty et al.
D407,143 S	3/1999	Hyde et al.
D412,560 S	8/1999	Kuo
D416,982 S	11/1999	Warshawsky et al.
D458,347 S	* 6/2002	Mullenmeister D23/252
D460,531 S	* 7/2002	Ko D23/252
D460,807 S	* 7/2002	Singtoroj D23/252
D463,015 S	9/2002	Chang

* cited by examiner

Primary Examiner—Louis S. Zarfes

Assistant Examiner—Gregory Andoll

(74) *Attorney, Agent, or Firm*—Richard J. Veltman; John D. Del Ponti


(57) **CLAIM**

The ornamental design for a handle, as shown and described.

DESCRIPTION

FIG. 1 is a perspective view of the new design for a handle; FIG. 2 is a front elevational view of the new design for a handle, the rear elevational view being a mirror image; FIG. 3 is a right side elevational view of the new design for a handle; FIG. 4 is a left side elevational view of the new design for a handle; FIG. 5 is a top plan view of the new design for a handle; and, FIG. 6 is a bottom plan view of the new design for a handle. The broken lines in the Figures are for illustrative purposes only and form no part of the claimed design.

1 Claim, 3 Drawing Sheets






FIG. 1

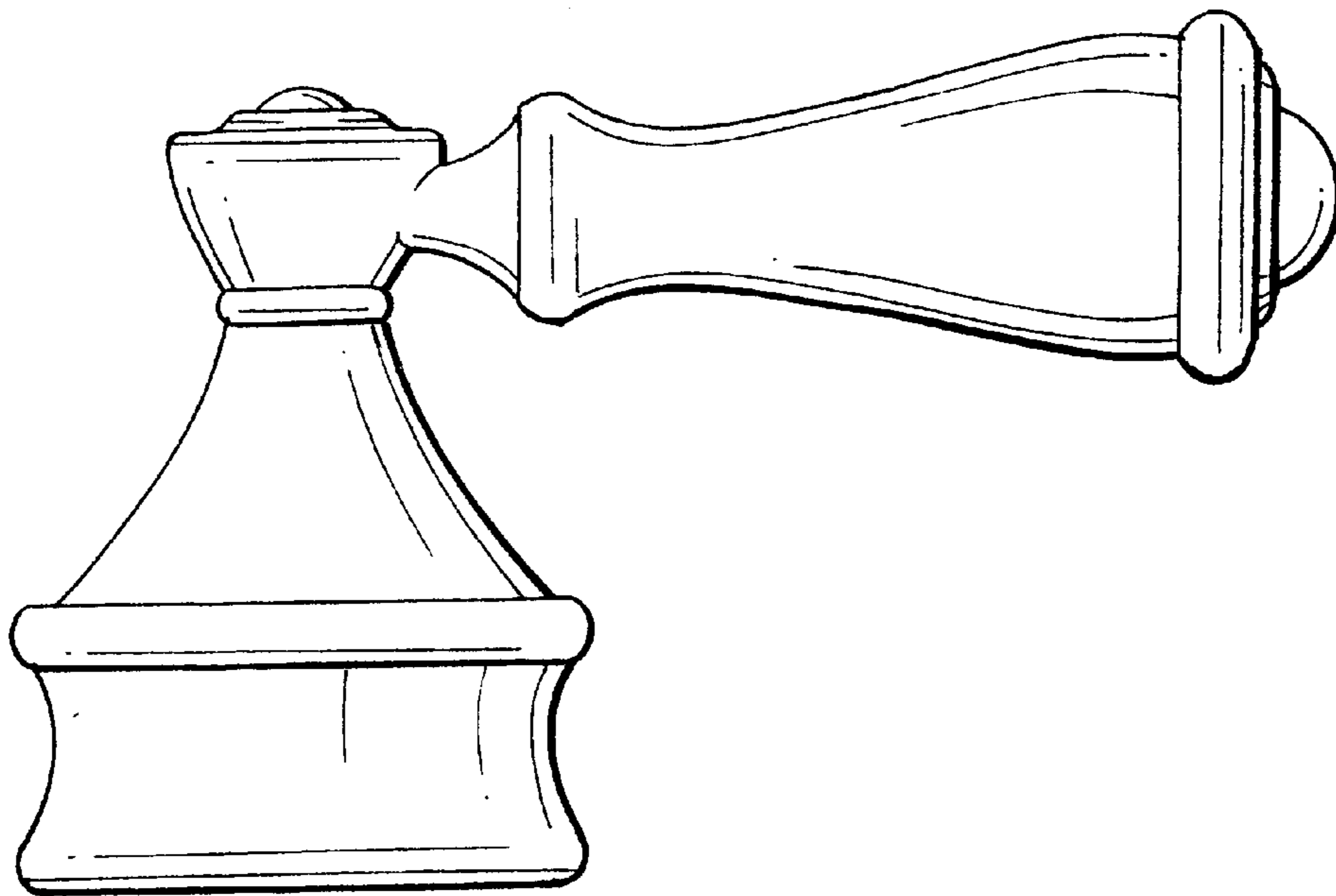


FIG. 2




FIG. 3




FIG. 4

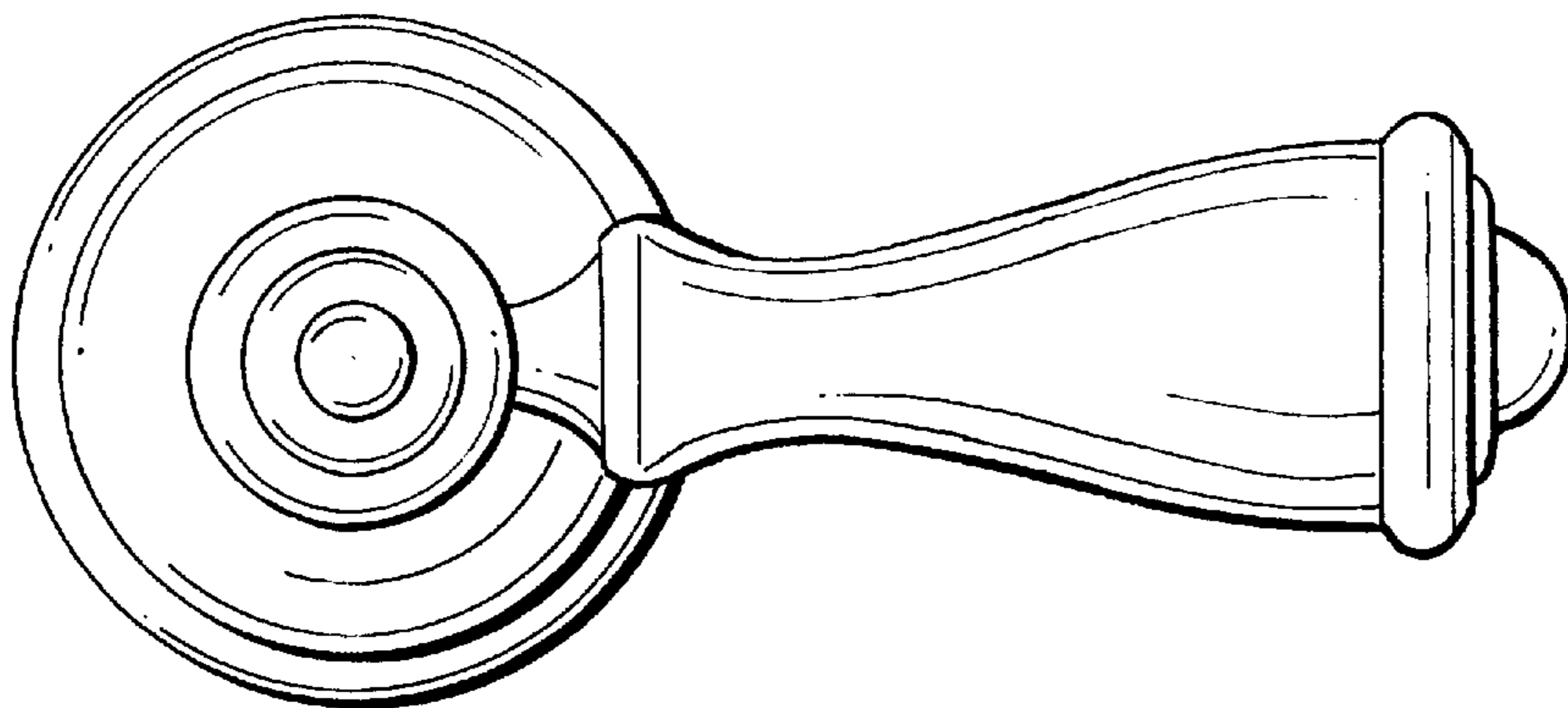


FIG. 5




FIG. 6