



US00D477857S

(12) **United States Design Patent**  
**Kuna**

(10) **Patent No.:** **US D477,857 S**

(45) **Date of Patent:** **\*\* Jul. 29, 2003**

(54) **WATER FILTERING APPARATUS**

(75) Inventor: **Rafal Kuna**, Jarfalla (SE)

(73) Assignee: **Kuna Group AB**, Jarfalla (SE)

(\*\*) Term: **14 Years**

(21) Appl. No.: **29/169,815**

(22) Filed: **Oct. 28, 2002**

(30) **Foreign Application Priority Data**

Jul. 5, 2002 (SE) ..... 02-1029

(51) **LOC (7) Cl.** ..... **23-01**

(52) **U.S. Cl.** ..... **D23/209**

(58) **Field of Search** ..... D23/207, 209;  
210/435, 241

(56) **References Cited**

**U.S. PATENT DOCUMENTS**

D397,764 S	*	9/1998	Strand	.....	D23/209
D413,961 S	*	9/1999	Bassett	.....	D23/209
D417,254 S	*	11/1999	Daws et al.	.....	D23/209
D446,840 S	*	8/2001	Strand	.....	D23/209

\* cited by examiner

*Primary Examiner*—Robin V. Taylor

(74) *Attorney, Agent, or Firm*—Young & Thompson

(57) **CLAIM**

The ornamental design for a water filtering apparatus, as shown and described.

**DESCRIPTION**

FIG. 1 is a front elevational view of a water filtering apparatus, showing my new design; FIG. 2 is a rear elevational thereof; FIG. 3 is a top plan view thereof; FIG. 4 is a bottom plan view thereof; FIG. 5 is a right side elevational view thereof; FIG. 6 is a left side elevational view thereof; FIG. 7 is a left side and rear side perspective view thereof; FIG. 8 is a right side and rear side perspective view thereof; FIG. 9 is a right side and front side perspective view thereof; and, FIG. 10 is a left side and front side perspective view thereof. The color shown on the claimed design forms no part thereof.

The KUNA-WATER symbol forming part of the claimed design is a registered trademark of the Kuna Group AB.

**1 Claim, 10 Drawing Sheets**





Fig. 1






Fig. 2






Fig. 3






Fig. 4






Fig. 5






Fig. 6





Fig. 7





Fig. 8





Fig. 9





Fig. 10

