



US00D477855S

(12) **United States Design Patent**
Selvaggio

(10) **Patent No.:** **US D477,855 S**

(45) **Date of Patent:** **** Jul. 29, 2003**

(54) **HAND GUARD**

(76) Inventor: **Dave Selvaggio**, 10122 W. Belden,
Melrose Park, IL (US) 60164

(**) Term: **14 Years**

(21) Appl. No.: **29/154,981**

(22) Filed: **Feb. 4, 2002**

(51) **LOC (7) Cl.** **22-01**

(52) **U.S. Cl.** **D22/108**

(58) **Field of Search** D22/100, 108,
D22/199, 109, 110; 42/71.01, 75.01, 75.02,
75.03

(56) **References Cited**

U.S. PATENT DOCUMENTS

2,116,141	A	*	5/1938	Browning	42/75.02
2,795,881	A	*	6/1957	Bellows	42/75.01
3,939,589	A	*	2/1976	Tellie	42/75.02
4,944,109	A	*	7/1990	Zedrosser	42/71.01
5,343,650	A	*	9/1994	Swan	42/75.01 X
5,881,486	A	*	3/1999	Bilgeri et al.	42/75.02

* cited by examiner

Primary Examiner—Louis S. Zarfaz
Assistant Examiner—Monica A. Weingart

(74) *Attorney, Agent, or Firm*—Faier & Faier P.C.; Martin
Faier

(57) **CLAIM**

The ornamental design for a hand guard, as shown and
described.

DESCRIPTION

FIG. 1 is a front side elevational view of a hand guard shown
in position on a rifle embodying the invention, the rear side
elevational view being a mirror image of the front side
elevational view presented.

FIG. 2 is a front side elevational view of a hand guard
embodying the invention, the rear side elevational view
being a mirror image of the front side elevational view
presented.

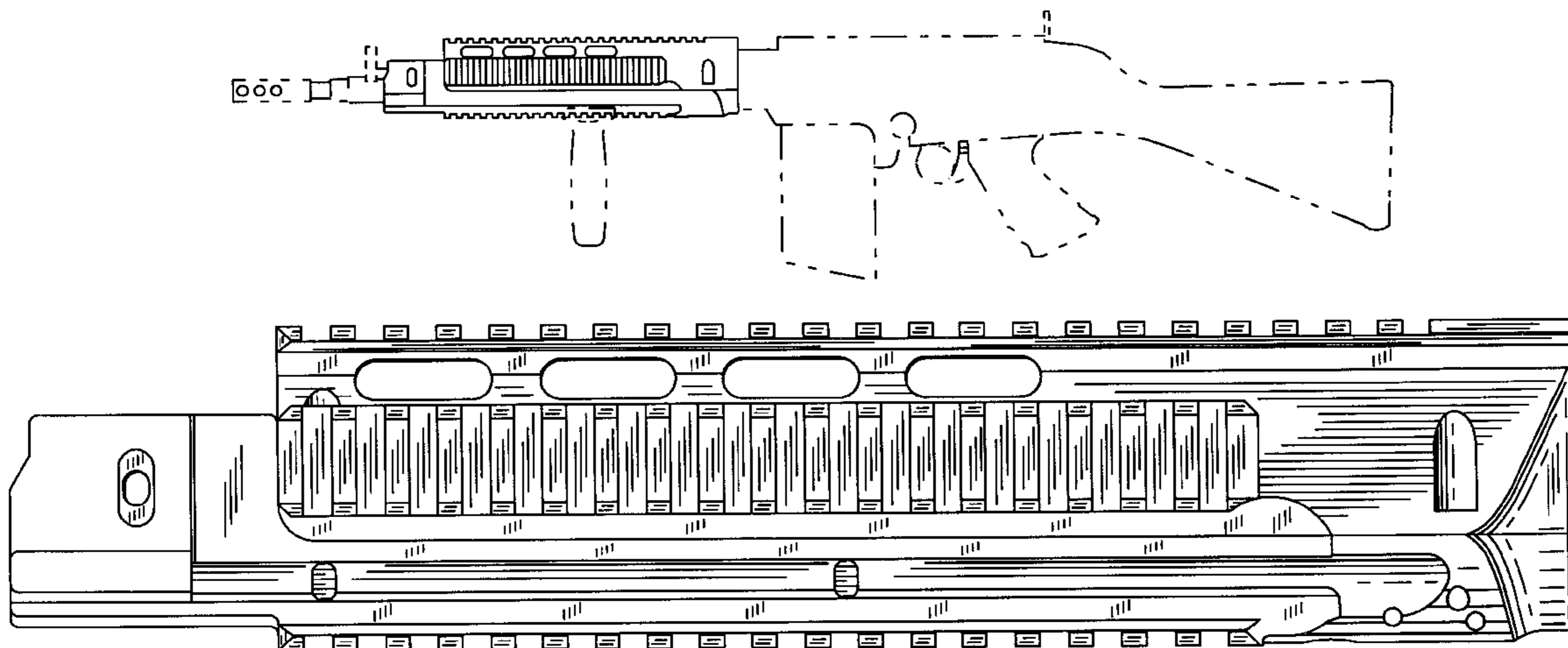
FIG. 3 is a left side elevational view of the hand guard
embodying the invention.

FIG. 4 is a right side elevational view of the hand guard
embodying the invention.

FIG. 5 is a top elevational view of a hand guard embodying
the invention; and,

FIG. 6 is a bottom elevational view of a hand guard
embodying the invention.

1 Claim, 2 Drawing Sheets



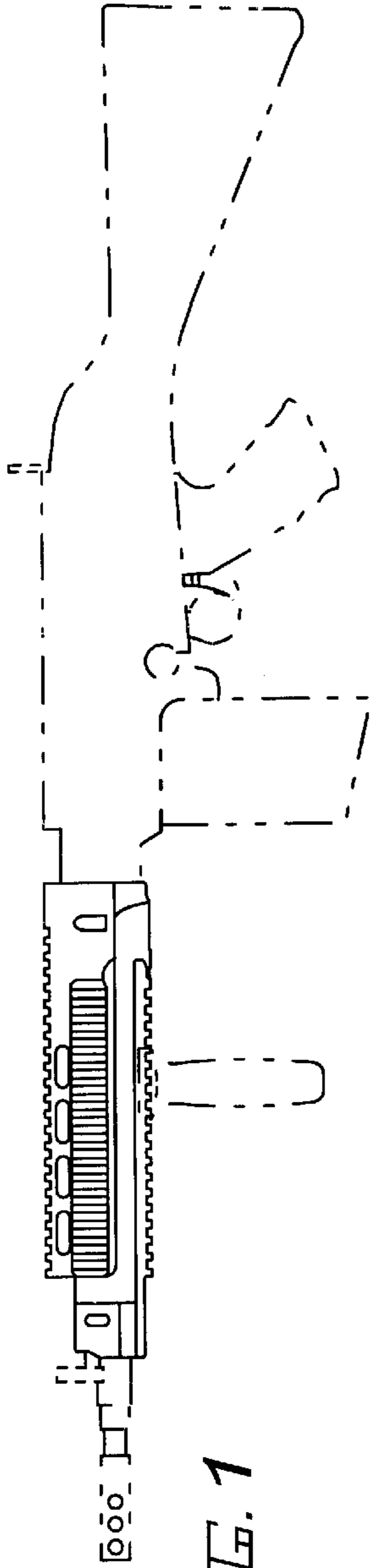


FIG. 1

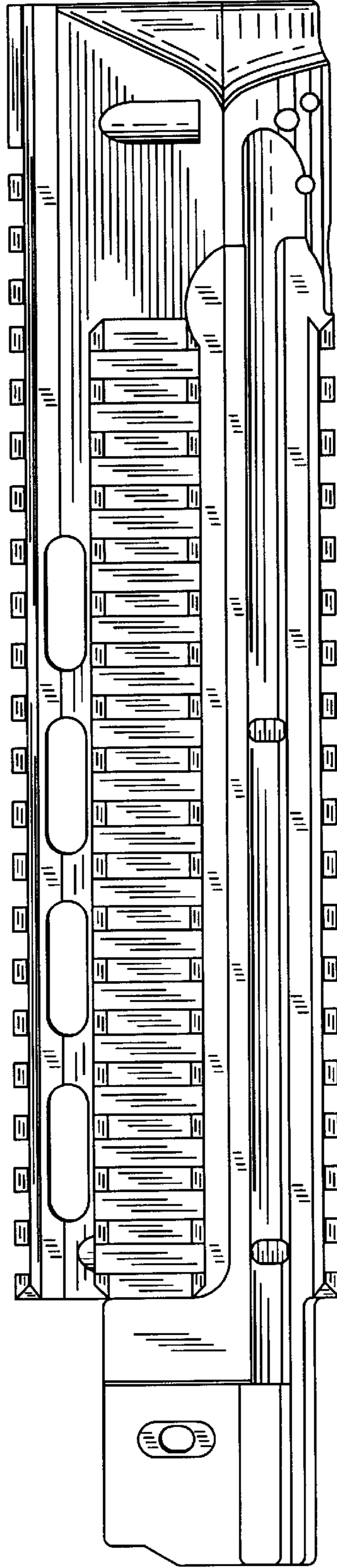


FIG. 2

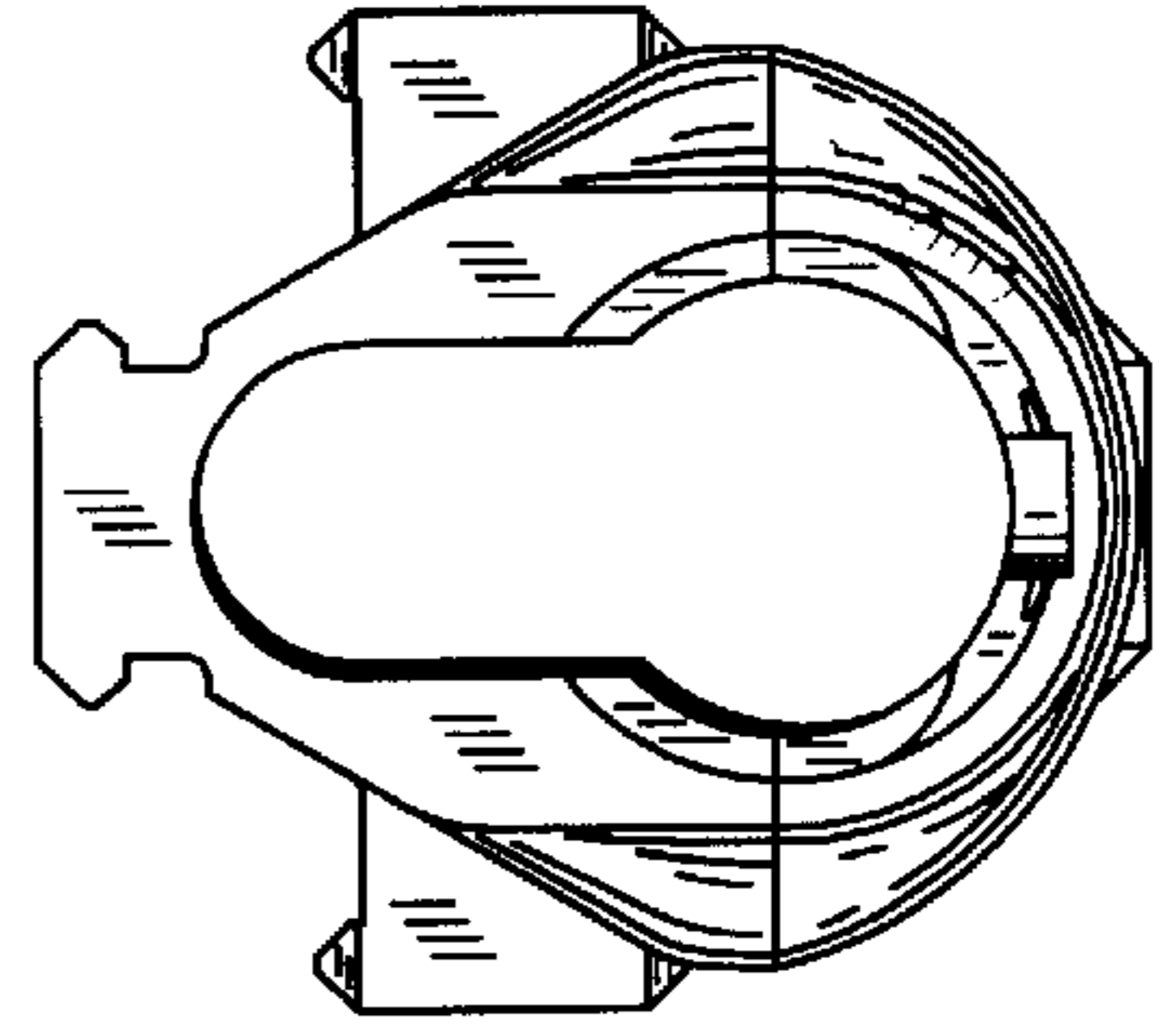


FIG. 4

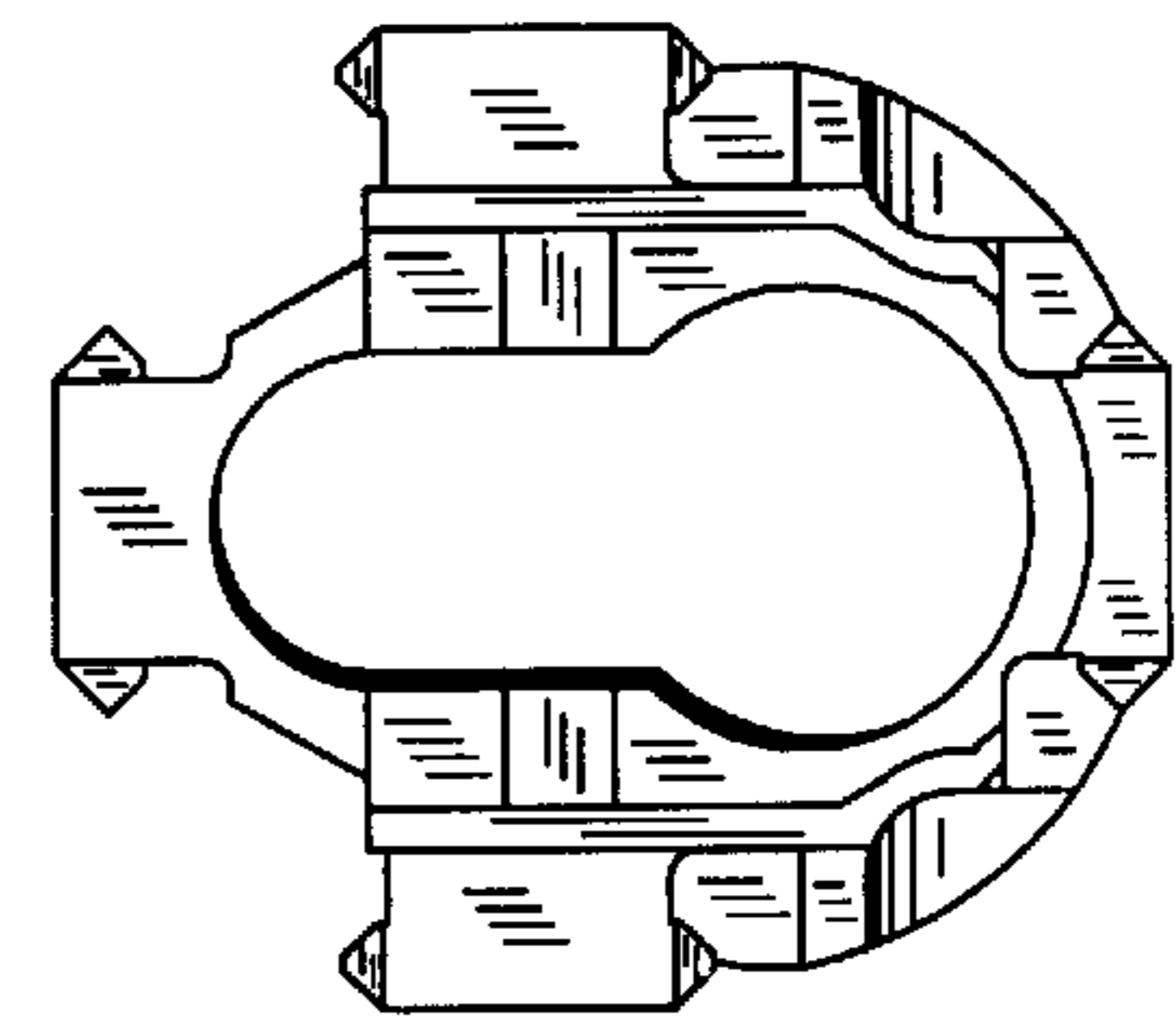


FIG. 3

FIG. 5

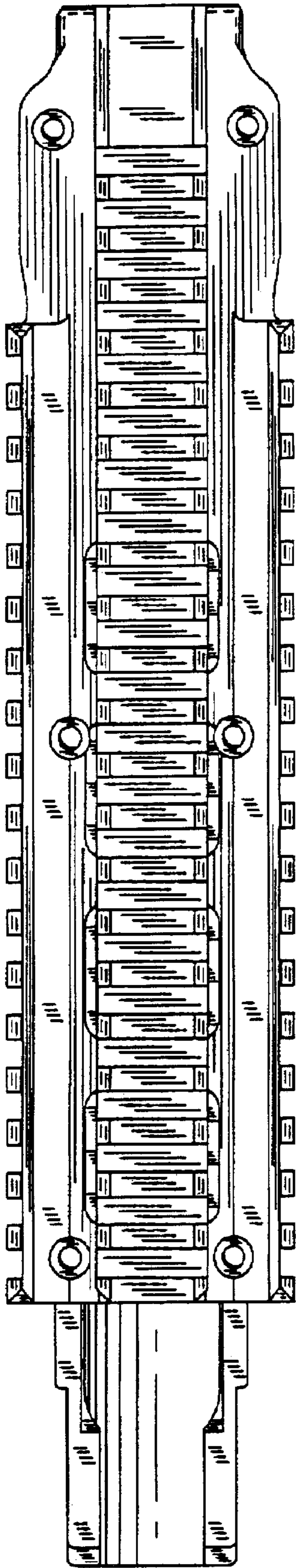


FIG. 6

