



US00D477813S

(12) **United States Design Patent** (10) **Patent No.:** **US D477,813 S**
Droulin et al. (45) **Date of Patent:** **** Jul. 29, 2003**

(54) **PROGRAMMABLE CONTROLLER HOUSING**

(75) Inventors: **Jean-Louis Droulin**, Andover, MA (US); **Jean-Marc Tixador**, Villeneuve Loubet (FR); **Benoit Lecoanet**, Grenoble (FR)

(73) Assignee: **Schneider Automation, Inc.**, North Andover, MA (US)

(**) Term: **14 Years**

(21) Appl. No.: **29/155,600**

(22) Filed: **Feb. 13, 2002**

(51) **LOC (7) Cl.** **13-03**

(52) **U.S. Cl.** **D13/162.1**

(58) **Field of Search** D13/162, 162.1, D13/164, 184, 112, 123; 361/600, 601, 627, 641, 686, 687, 690, 729, 733, 752, 796; 439/259; 700/1, 2, 11, 23

(56) **References Cited**

U.S. PATENT DOCUMENTS

D269,605 S	*	7/1983	Provanzano et al.	D13/162.1
D281,493 S	*	11/1985	Prager et al.	D13/162.1
4,558,914 A	*	12/1985	Prager et al.	439/259
D290,694 S	*	7/1987	Shimizu et al.	D13/162.1
D296,432 S	*	6/1988	Harris et al.	D13/162.1
D307,262 S	*	4/1990	Abe et al.	D13/162.1
D309,598 S	*	7/1990	Ohsawa et al.	D13/162
5,065,141 A	*	11/1991	Whitsitt	340/635
D345,143 S	*	3/1994	Thomas	D13/162.1
D368,252 S	*	3/1996	Nakai	D13/162.1
6,331,935 B1	*	12/2001	Baran	361/686
D454,874 S		3/2002	Andre et al.	14/2

OTHER PUBLICATIONS

TESS Status Information for U.S. Trademark Application No. 75/305,965, Filed Jun. 10, 1997, Design Only, International Class 7, Notetry Limited.

TESS Status Information for U.S. Trademark Application No. 75/531,707, Filed Aug. 5, 1998, Design Only, International Class 32, Lacrad International Corporation.

TESS Status Information for U.S. Trademark Registration No. 75/319,949, Registered Sep. 28, 1999, International Class 18, Gabbriel Ichak Design Studio.

* cited by examiner

Primary Examiner—Ted Shooman

Assistant Examiner—Selina Sikder

(74) *Attorney, Agent, or Firm*—Michael J. Femal; Larry I. Golden

(57) **CLAIM**

We claim the ornamental Design for a programmable controller housing, as shown and described above.

DESCRIPTION

FIG. 1 is a perspective view of a programmable controller housing according to the invention.

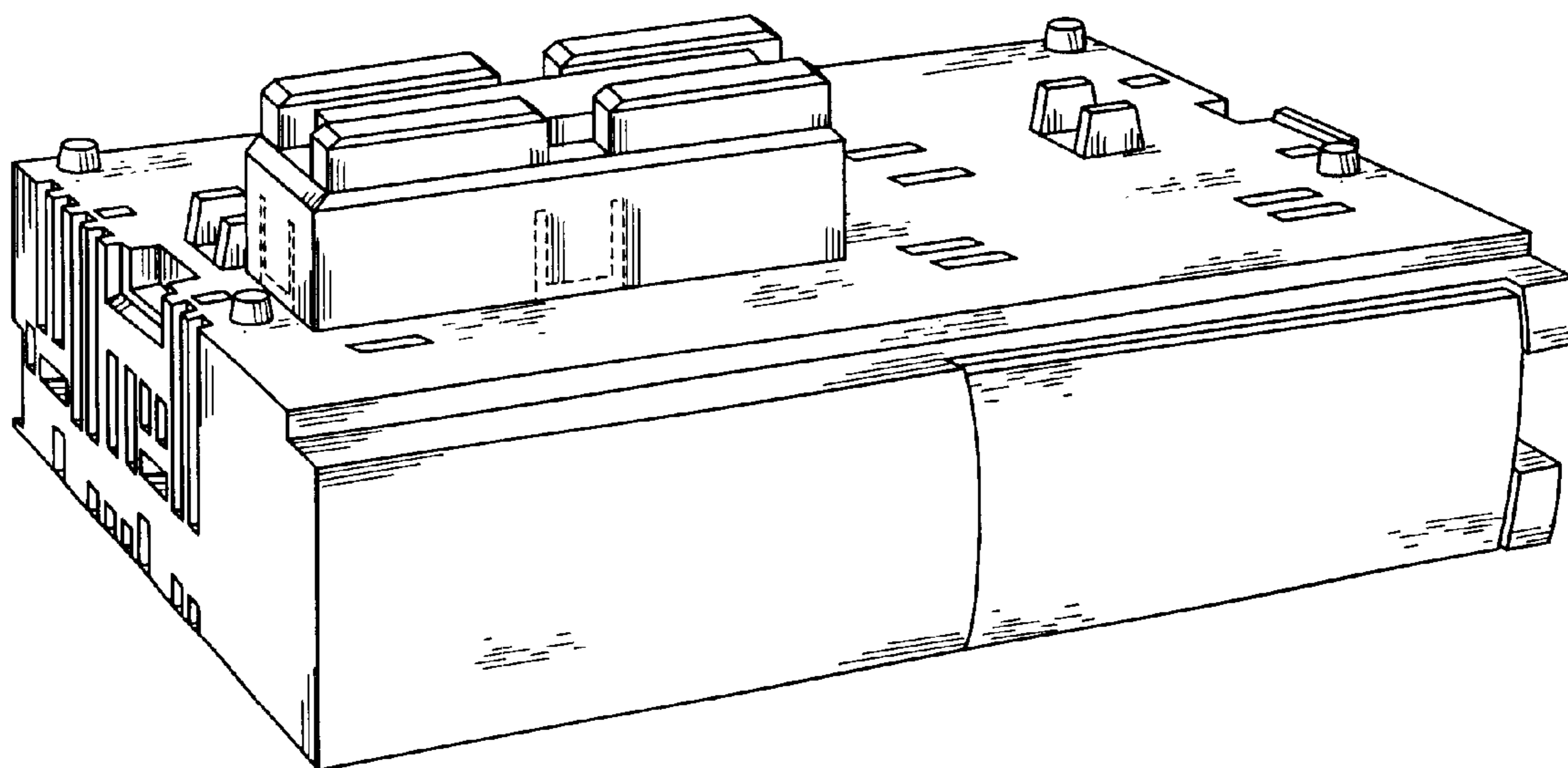
FIG. 2 is a front view of the programmable controller housing shown in FIG. 1.

FIG. 3 is a left side view of the programmable controller housing shown in FIG. 1; and,

FIG. 4 is a top view of the programmable controller housing shown in FIG. 1.

The broken line showing of the environment is for illustrative purpose only and forms no part of the claimed design.

1 Claim, 2 Drawing Sheets



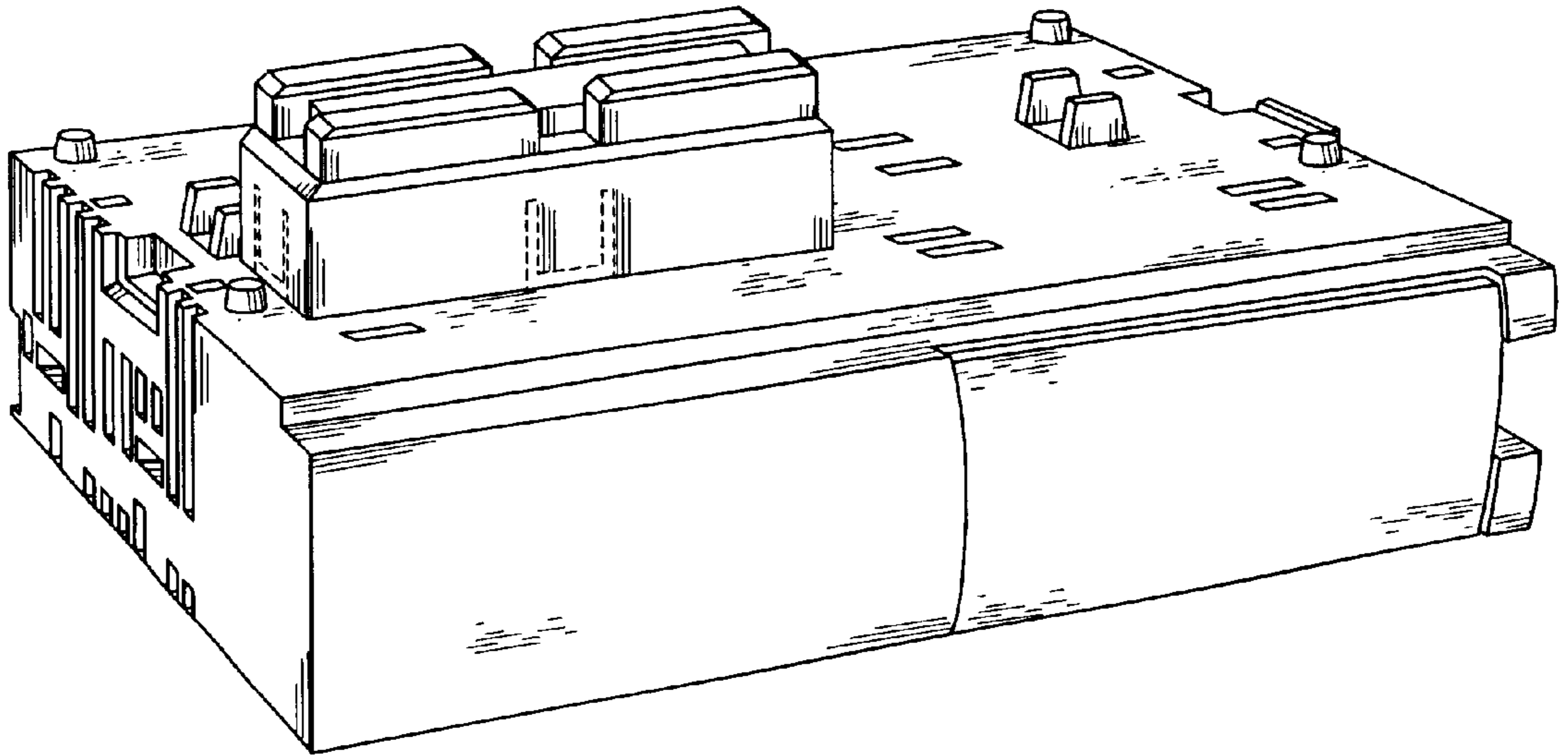


FIG. 1

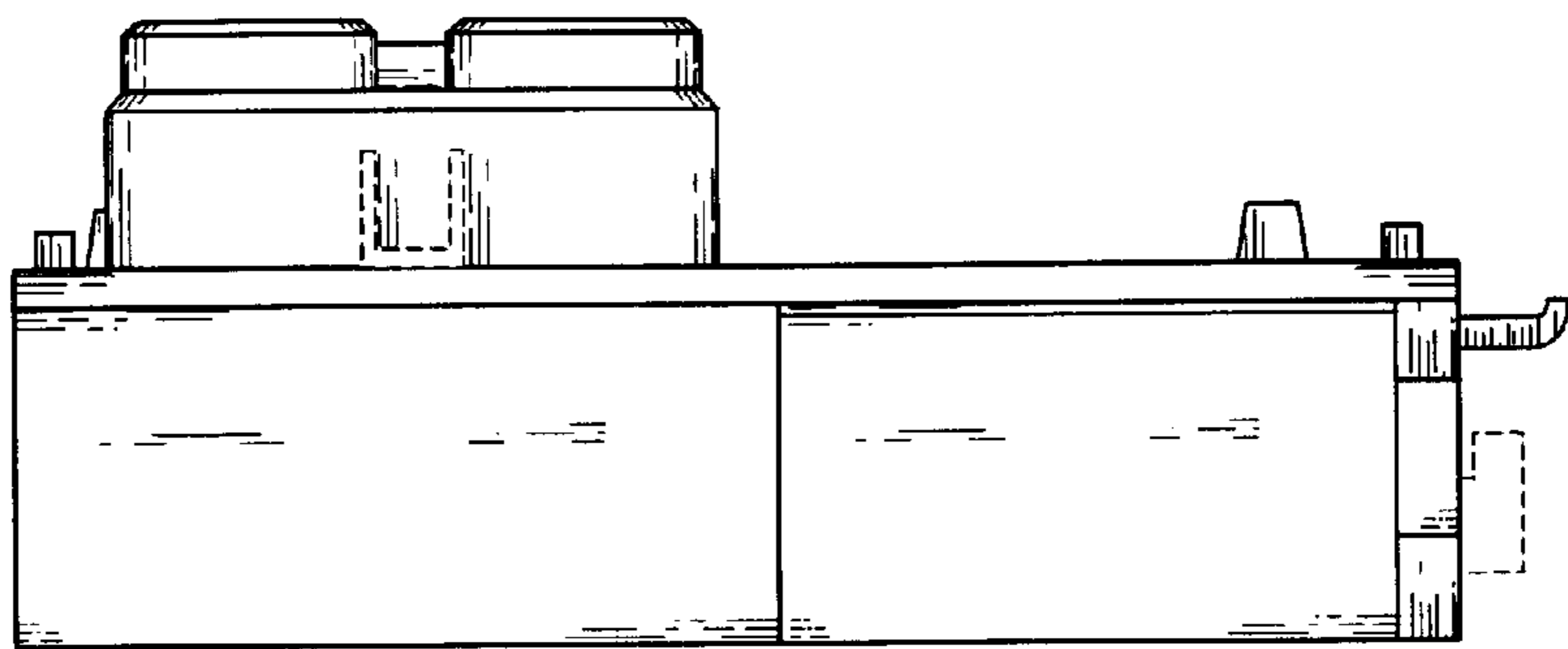


FIG. 2




FIG. 3

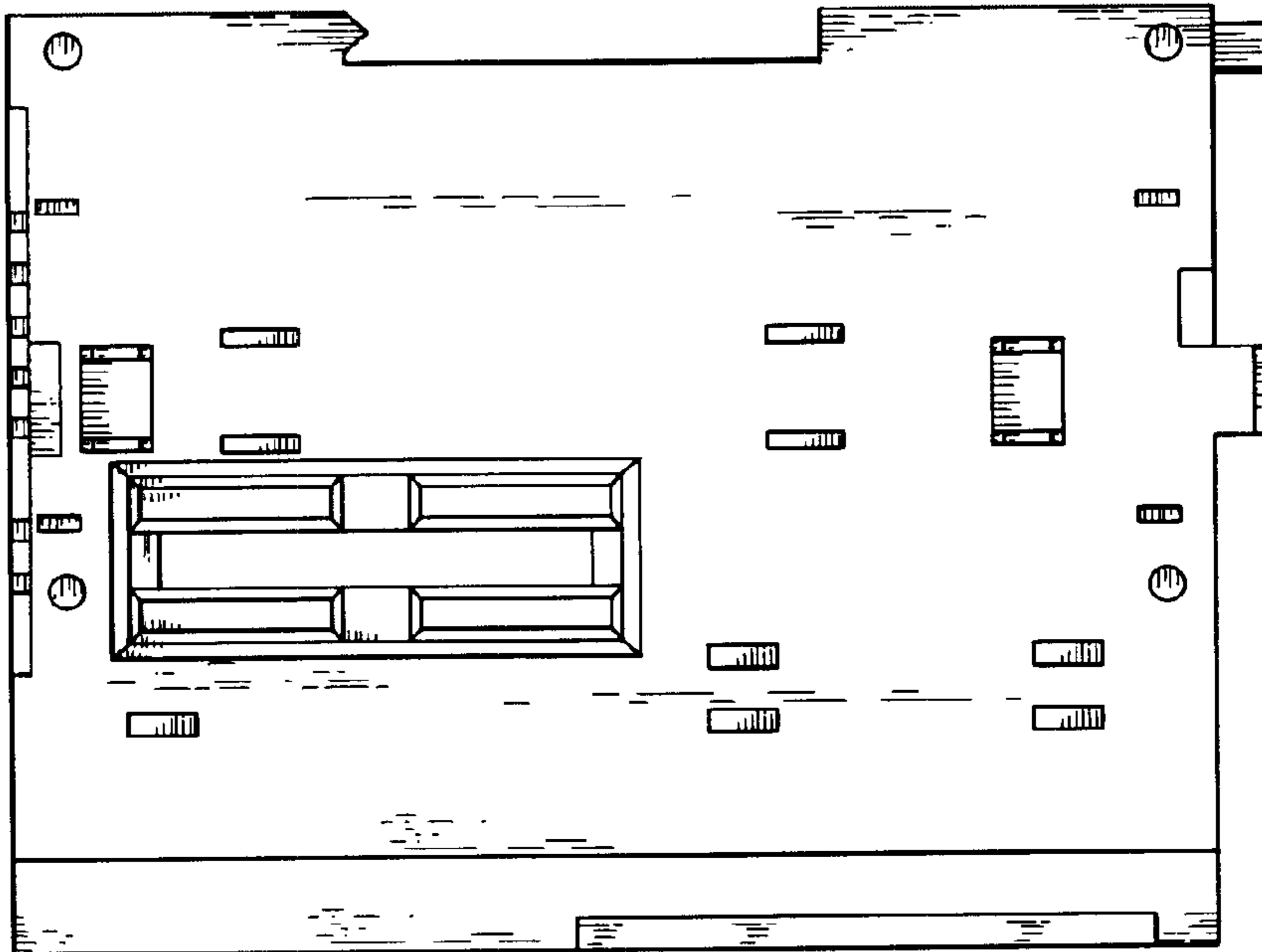


FIG. 4