



US00D477808S

(12) **United States Design Patent** (10) **Patent No.:** **US D477,808 S**
Bonko et al. (45) **Date of Patent:** **** *Jul. 29, 2003**

(54) **TIRE TREAD**

(75) Inventors: **Mark Leonard Bonko**, Uniontown, OH (US); **Guillermo Raul Kapitanchuk**, Copley, OH (US)

(73) Assignee: **The Goodyear Tire & Rubber Company**, Akron, OH (US)

(*) Notice: This patent is subject to a terminal disclaimer.

(**) Term: **14 Years**

(21) Appl. No.: **29/160,272**

(22) Filed: **May 8, 2002**

(51) **LOC (7) Cl.** **12-15**

(52) **U.S. Cl.** **D12/544**

(58) **Field of Search** D12/534, 535, D12/536, 537, 538, 544, 558, 569, 570, 571, 572, 573, 579, 593; 152/209.9, 209.11, 209.12, 209.13, 209.28

(56) **References Cited**

U.S. PATENT DOCUMENTS

D168,714 S	*	1/1953	Schlichtmann	D12/593
4,481,993 A	*	11/1984	Ohnishi	152/209.12
5,173,136 A	*	12/1992	Agarwal et al.	152/209.4
D402,245 S	*	12/1998	Bonko et al.	D12/537
6,260,594 B1	*	7/2001	Bonko et al.	152/209.1

OTHER PUBLICATIONS

Astro K-444 Tire Tread Design Guide, Jan. 2000, p. 158. 4/3.*

Bridgestone FG Fast Grip Tire, 2000 Tread Design Guide, Jan. 2000, p. 159. 1/4.*

Denman Skid Steer, Dynastar Skidmaster and Dynastar Loader Grader Tires, 2000 Tread Design Guide, Jan. 2000, p. 161. 1/4, 3/3, & 4/3.*

Galaxy Beefy Baby Skid Steer and Hippo Super Flotation Skid Steer Tires, 2000 Tread Design Guide, Jan. 2000, p. 163. 2/1 & 2/4.*

Sigma Power King Super Traction Duplex Tire, 2000 Tread Design Guide, Jan. 2000, p. 171. 1/2.*

Titan Loader Dozer Tire, 2000 Tread Design Guide, Jan. 2000, p. 171. 2/4.*

Delta REQR Wheel Grader/Loader Tire, 2000 Tread Design Guide, Jan. 2000, p. 179. 4/1.*

Firestone Implement Flotation Implement Tire, 2000 Tread Design Guide, Jan. 2000, p. 181. 3/2.*

Goodyear Rear Wheel Industrial Sure Grip Tire, 2000 Tire Design Guide, Jan. 2000, p. 184. 3/4.*

National Rear Wheel Grader/Loader Tire, 2000 Tread Design Guide, Jan. 2000, p. 191. 2/5.*

Firestone Super Ground Grip Wide Base and Road Builder Tires, Firestone Off the Highway Tires and Tubes Catalog, Jan. 1962. pp. 8 & 9.*

Kenda Tire (Left Illustration), Kenda Tires AD, Tire Review Magazine, Jan. 2000. p. 52.*

1985 *Goodyear Farm Tire Handbook*, p. 13, Industrial Sure-Grip and Industrial Torque.

2002 *Tread Design Guide*, p. 182, Firestone Implement (1-3) AG Flotation Implement.

2002 *Tread Design Guide*, p. 184, Galaxy Rear Wheel (R-4), Super Industrial.

* cited by examiner

Primary Examiner—Robert M. Spear

(74) *Attorney, Agent, or Firm*—David L. King

(57) **CLAIM**

The ornamental Design for a tire tread, as shown and described.

DESCRIPTION

FIG. 1 is a perspective view of a tire tread showing our new design, it being understood that the pattern repeats uniformly throughout the circumference of the tread;


FIG. 2 is a front elevational view thereof;

FIG. 3 is a side elevational view thereof, the opposite side elevational view being a mirror image thereof; and,

FIG. 4 is an enlarged fragmentary perspective view.

In the drawings, the broken lines defining the sidewall and inner bead and the peripheral boundary between the tire and the sidewall are for illustrative purposes only and form no part of the claimed design.

1 Claim, 4 Drawing Sheets



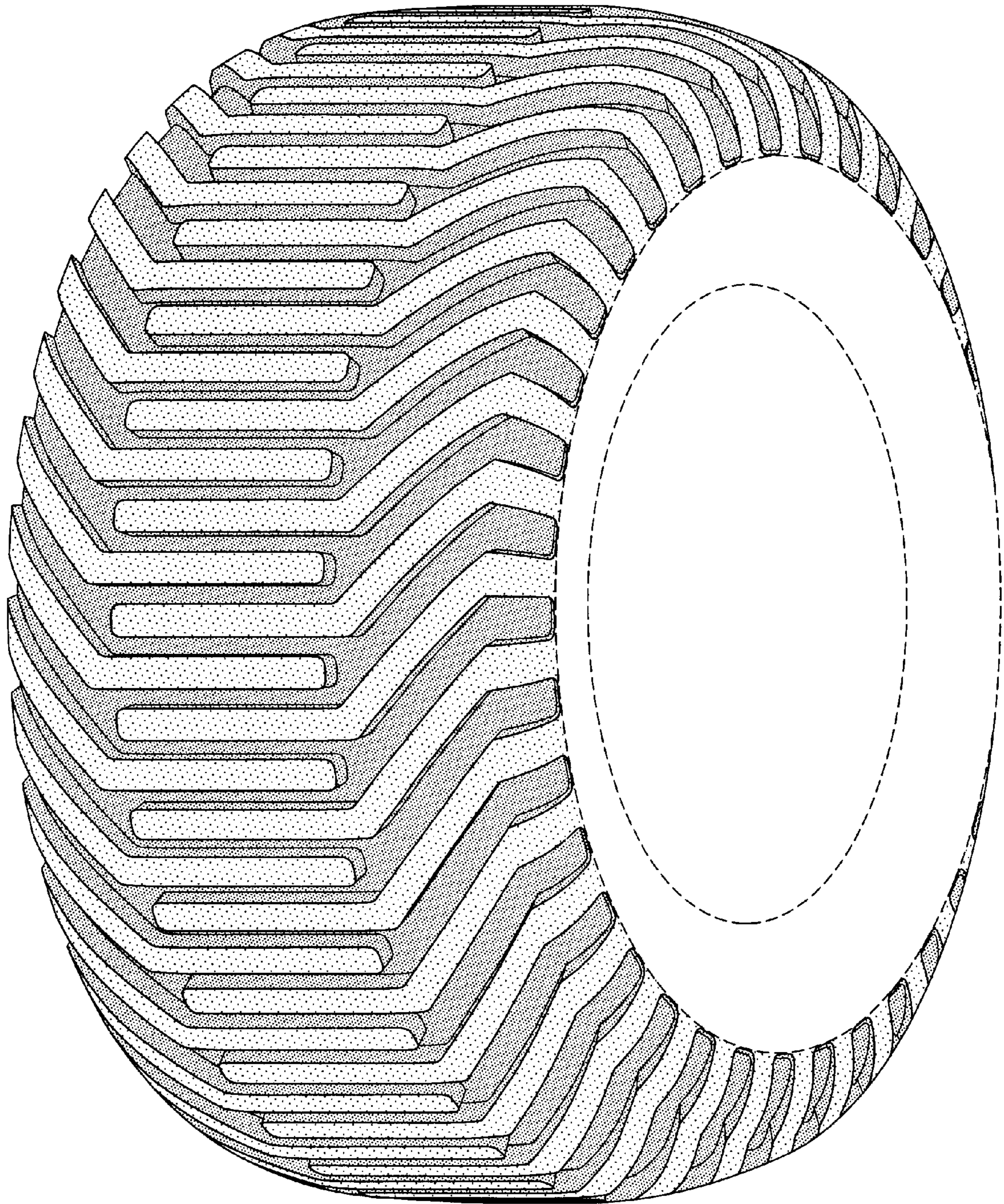


FIG-1




FIG-2




FIG-3




FIG-4