



US00D477799S

(12) **United States Design Patent**  
**Arens**

(10) **Patent No.:** **US D477,799 S**

(45) **Date of Patent:** **\*\* Jul. 29, 2003**

(54) **LICENSE PLATE FRAME FEATURING A SKULL**

D441,704 S \* 5/2001 Hussaini et al. .... D12/193  
D443,239 S \* 6/2001 Hussaini et al. .... D12/193  
D468,672 S \* 1/2003 Wang ..... D12/193

(76) **Inventor:** **Susanne Arens**, 6854 Oak Valley Dr.,  
Colorado Springs, CO (US) 80919

\* cited by examiner

(\*\*) **Term:** **14 Years**

*Primary Examiner*—Stacia Cadmus  
(74) *Attorney, Agent, or Firm*—Timothy Thut Tyson;  
Freilich, Hornbaker & Rosen

(21) **Appl. No.:** **29/176,521**

(57) **CLAIM**

(22) **Filed:** **Feb. 25, 2003**

The ornamental design for a license plate frame featuring a skull, as shown and described.

(51) **LOC (7) Cl.** ..... **12-16**

(52) **U.S. Cl.** ..... **D12/193**

(58) **Field of Search** ..... D12/193; D6/300–303,  
D6/310–314; 40/200–203, 207–216

**DESCRIPTION**

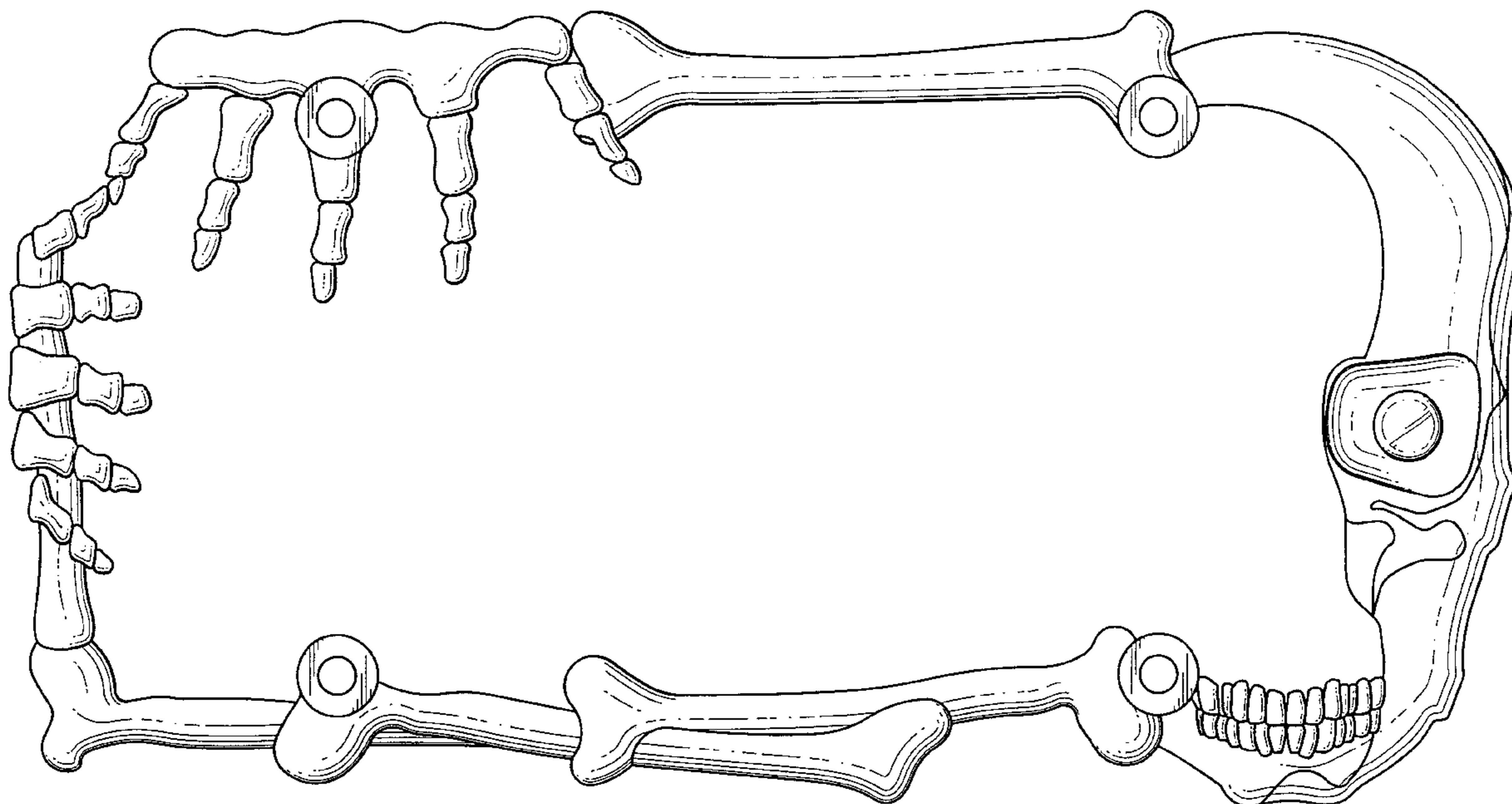
(56) **References Cited**

**U.S. PATENT DOCUMENTS**

D330,004 S \* 10/1992 Spencer ..... D12/193  
D348,037 S \* 6/1994 Hu ..... D12/193  
D361,971 S \* 9/1995 Wang ..... D12/193  
D366,441 S \* 1/1996 Wu ..... D12/193  
D441,335 S \* 5/2001 Hussaini et al. .... D12/193

FIG. 1 is a bottom, front, right side perspective view of a license plate frame showing my new design;  
FIG. 2 is an enlarged front elevation view thereof;  
FIG. 3 is an enlarged right side elevation view thereof;  
FIG. 4 is an enlarged left side elevation view thereof;  
FIG. 5 is an enlarged top plan view thereof;  
FIG. 6 is an enlarged bottom plan view thereof; and,  
FIG. 7 is an enlarged rear elevation view thereof.

**1 Claim, 5 Drawing Sheets**



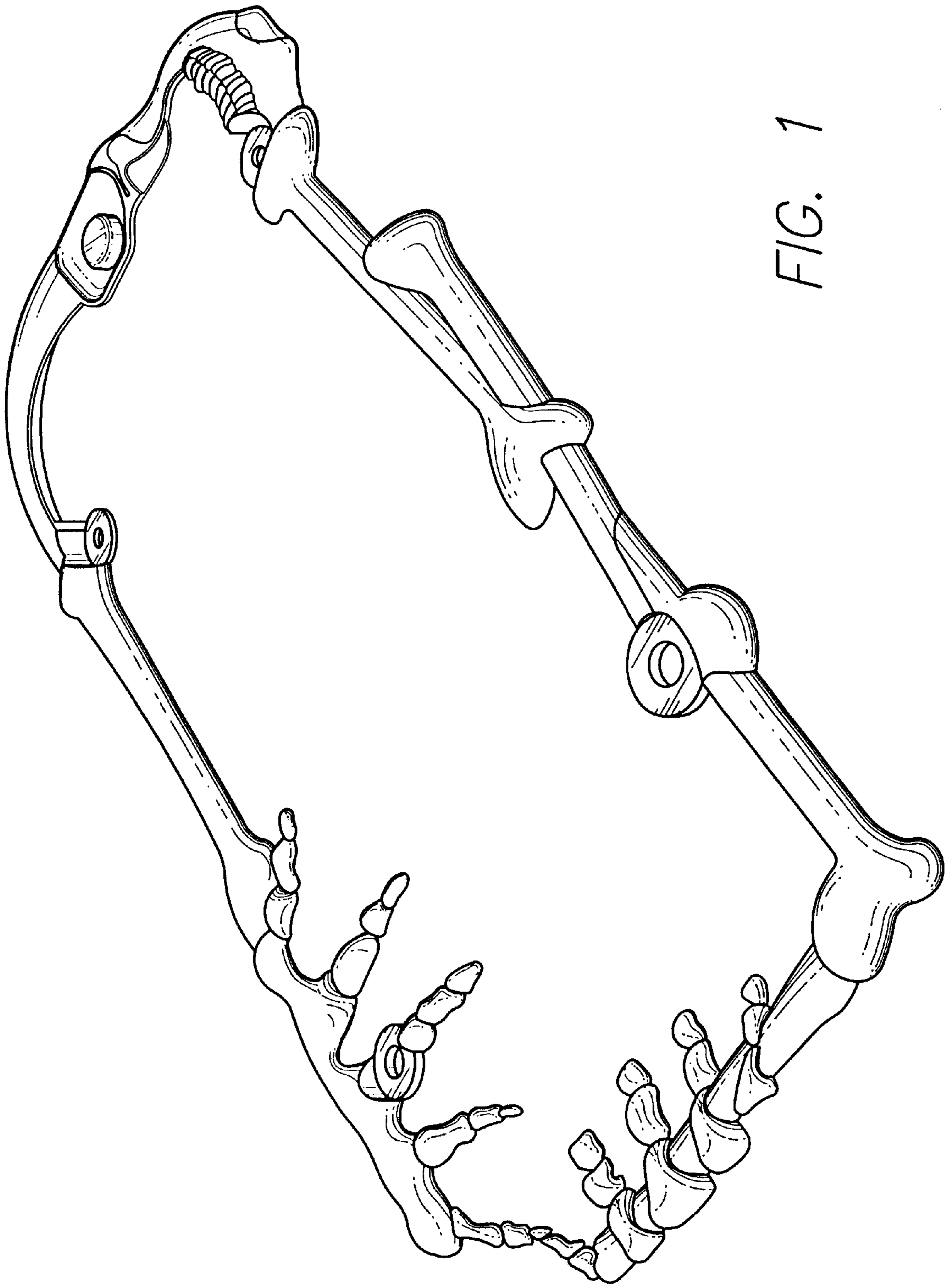


FIG. 1

FIG. 2

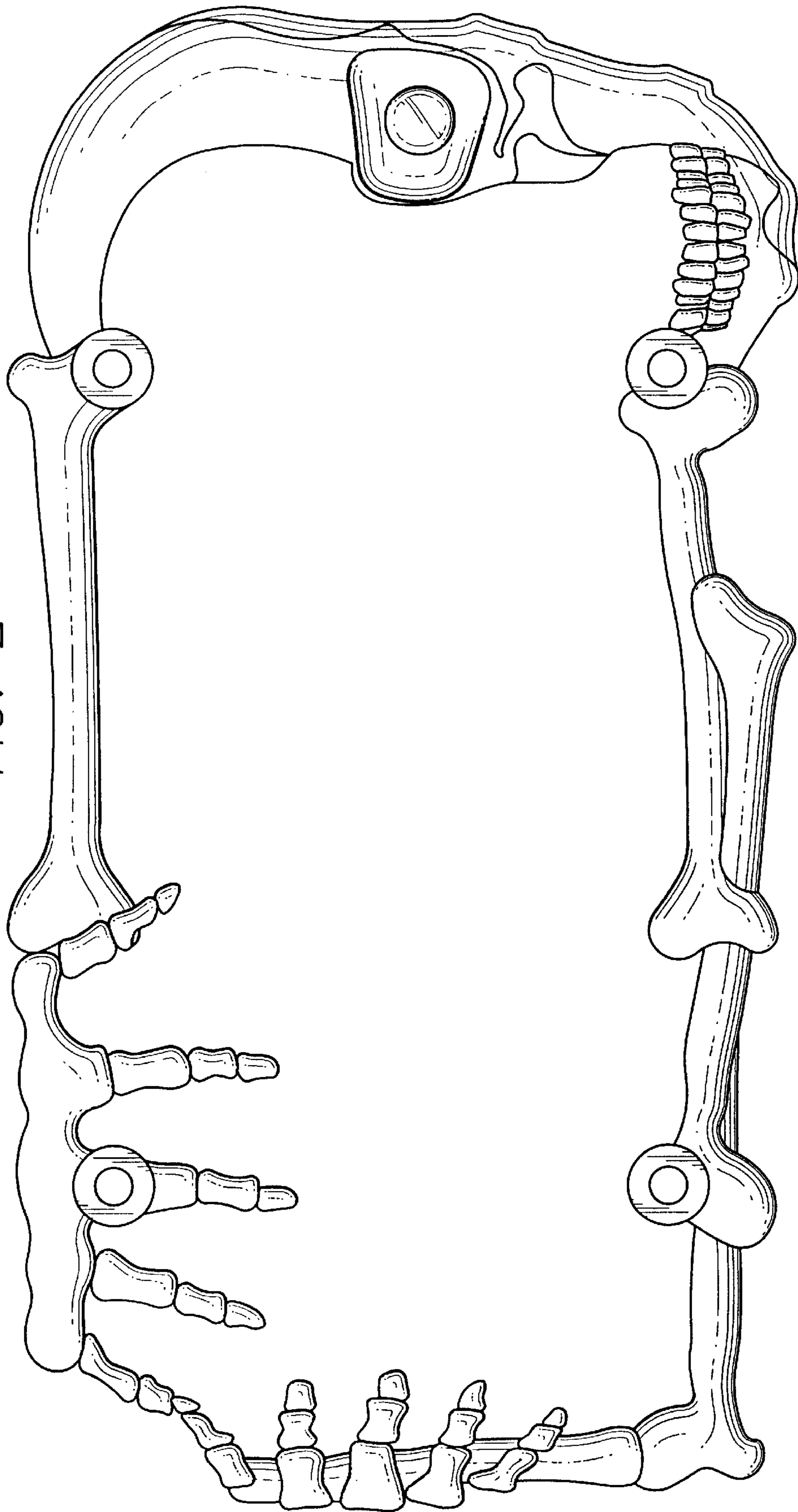


FIG. 4




FIG. 3

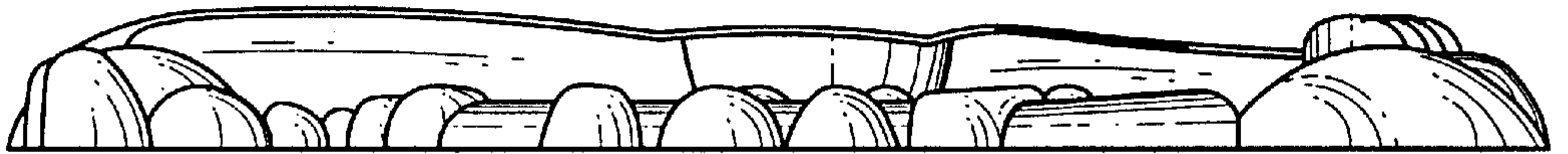


FIG. 5

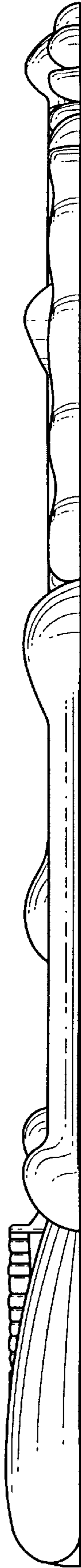


FIG. 6




FIG. 7

