



US00D477787S

(12) **United States Design Patent**
Plitman

(10) **Patent No.:** **US D477,787 S**

(45) **Date of Patent:** **** Jul. 29, 2003**

(54) **GOLFING LASER RANGE FINDER HOUSING**

(76) **Inventor:** **Michael D. Plitman**, 7601 Olympia St. North, Minneapolis, MN (US) 55427

(**) **Term:** **14 Years**

(21) **Appl. No.:** **29/164,673**

(22) **Filed:** **Jul. 29, 2002**

(51) **LOC (7) Cl.** **10-04**

(52) **U.S. Cl.** **D10/70**

(58) **Field of Search** D10/70; 342/458, 342/357.08, 357.03, 358; 455/67.4, 67.7; 473/407; 702/159; 356/5.05, 4.07

(56) **References Cited**

U.S. PATENT DOCUMENTS

- 3,868,692 A * 2/1975 Woodard et al. 342/458
- 4,136,394 A * 1/1979 Jones et al. 702/159
- 5,046,839 A * 9/1991 Krangle 356/5.05

- 5,294,110 A * 3/1994 Jenkins et al. 473/407
- 5,740,077 A * 4/1998 Reeves 473/407
- D397,047 S * 8/1998 Plitman D10/70
- 6,278,402 B1 * 8/2001 Pippin 342/357.08
- 6,400,447 B1 * 6/2002 Kirk et al. 356/4.07
- 6,459,092 B2 * 10/2002 Cho et al. 250/559.37

* cited by examiner

Primary Examiner—Antoine Duval Davis

(74) *Attorney, Agent, or Firm*—Gregory F. Cotterell

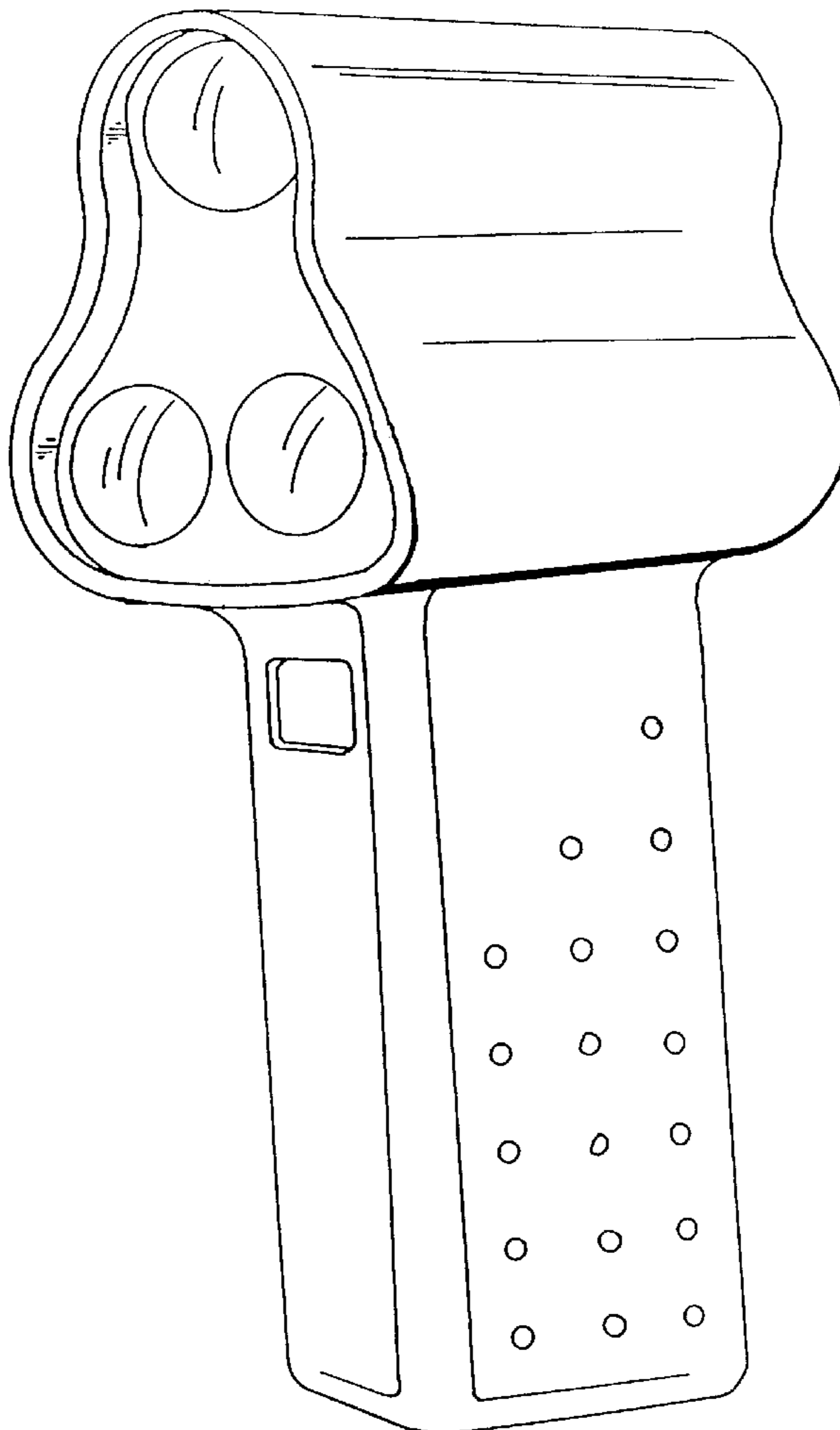
(57) **CLAIM**

The ornamental design for a golfing laser range finder housing, as shown and described.

DESCRIPTION

FIG. 1 is a perspective view of the front and left side of a laser range finder housing for use with golf range finding equipment embodying my design; and, FIG. 2 is a perspective view of the back and right side thereof.

1 Claim, 2 Drawing Sheets



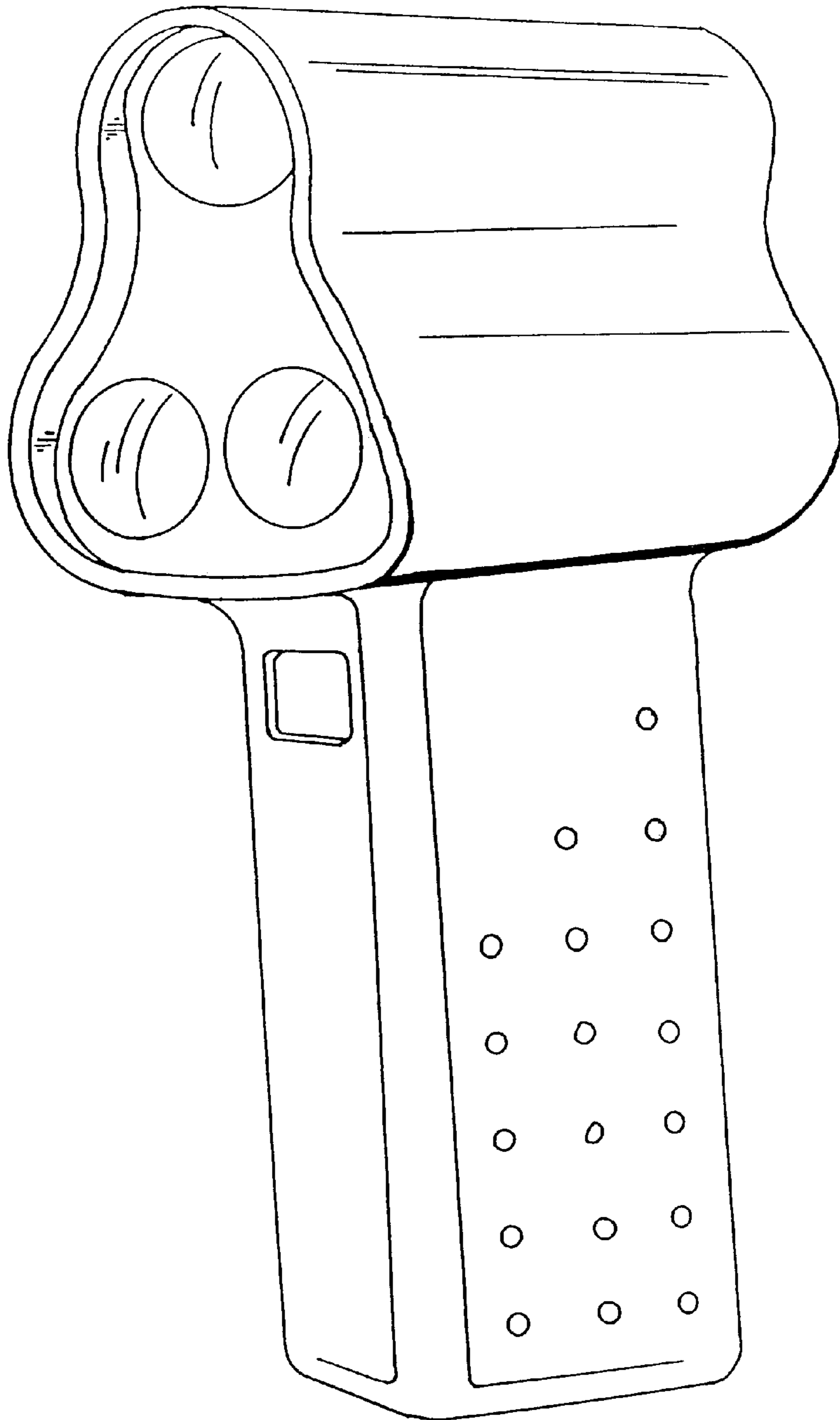


Fig. 1

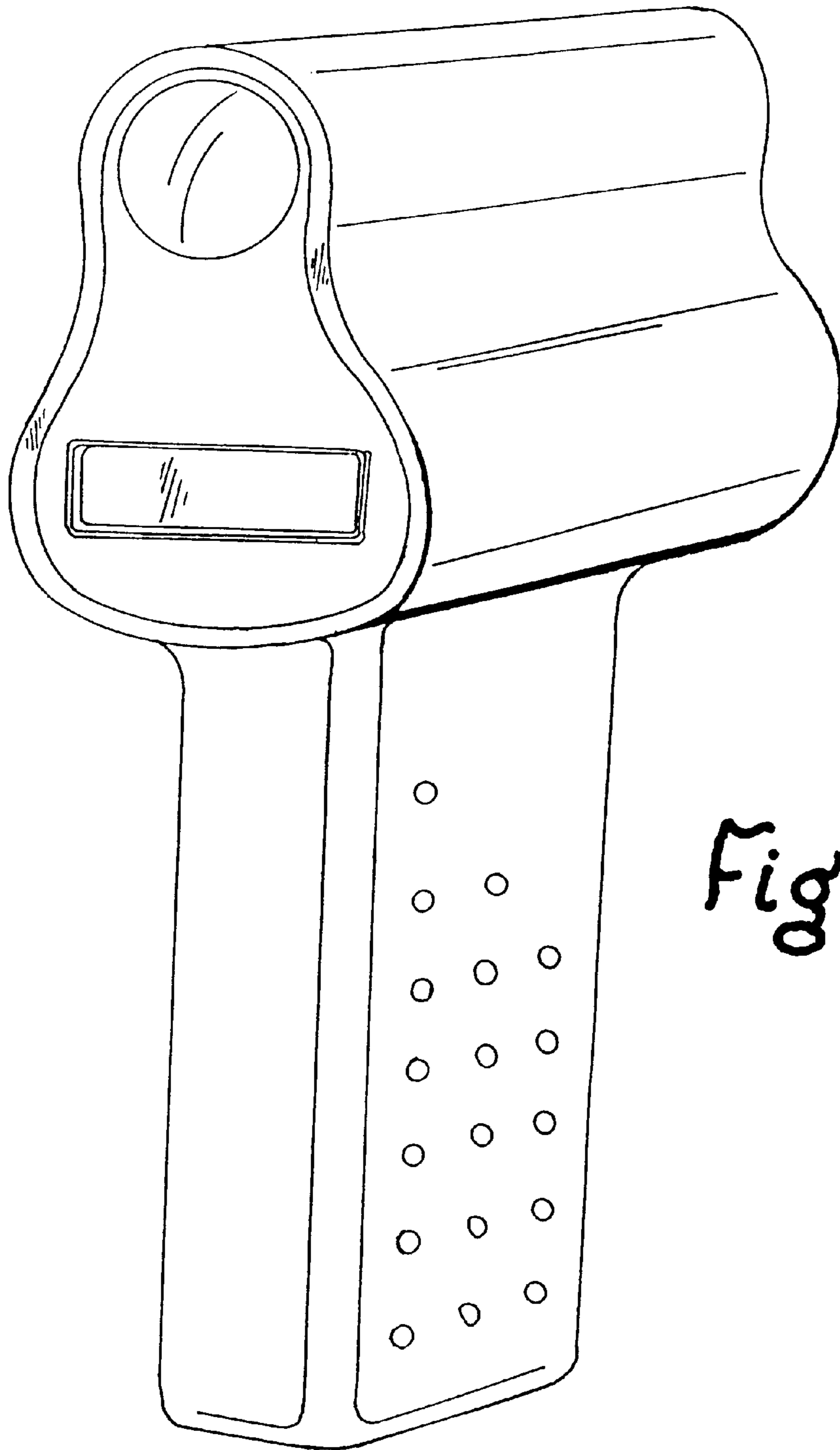


Fig. 2