



US00D47773S

(12) **United States Design Patent**
Gary et al.

(10) **Patent No.:** **US D477,773 S**

(45) **Date of Patent:** **** Jul. 29, 2003**

(54) **SHINGLE AND GUTTER CLIP**

(75) Inventors: **Lonnie F. Gary**, Ransom Canyon, TX
(US); **Chad H. Jones**, Lubbock, TX
(US)

(73) Assignee: **Gemmy Industries, Inc.**, Irving, TX
(US)

(**) Term: **14 Years**

(21) Appl. No.: **29/155,319**

(22) Filed: **Feb. 8, 2002**

(51) **LOC (7) Cl.** **08-08**

(52) **U.S. Cl.** **D8/395**

(58) **Field of Search** D8/371, 367, 370,
D8/394-396; D26/138; 248/207, 74.2, 205.1,
213, 231.91, 301, 303-305, 315, 339, 237,
316.7; 362/382, 391, 249, 396; 24/455,
530, 546

(56) **References Cited**

U.S. PATENT DOCUMENTS

1,196,087 A	*	8/1916	Crume	24/458
3,540,687 A		11/1970	Cuva	248/223.41
3,599,918 A		8/1971	Patchett	248/85
D298,738 S	*	11/1988	Rumpel	D8/395
4,851,977 A		7/1989	Gary	362/249
4,905,131 A		2/1990	Gary	362/249
4,974,128 A		11/1990	Prickett	362/145
D319,575 S		9/1991	Young	D8/395
D324,990 S		3/1992	Gary	D8/354
D325,866 S		5/1992	Gary	D8/354
5,141,192 A	*	8/1992	Adams	248/301
D331,360 S	*	12/1992	Adams	D8/367
5,249,108 A		9/1993	Gary	362/388
D340,183 S		10/1993	Rumpel	D8/395
D356,246 S		3/1995	Adams	D8/395
D356,492 S		3/1995	Adams	D8/395

D368,219 S	*	3/1996	Protz, Jr.	D8/371
5,496,005 A		3/1996	Dieringer	248/74.2
D373,948 S		9/1996	Etzel et al.	D8/367
D376,535 S		12/1996	Gary et al.	D8/395
5,581,956 A		12/1996	Fennessy et al.	52/28
5,607,230 A		3/1997	Protz, Jr.	362/396
5,609,415 A		3/1997	Protz, Jr.	362/396
5,669,709 A		9/1997	Adams	362/396
5,707,136 A		1/1998	Byers	362/145
D391,146 S	*	2/1998	Cutler	D8/367
D414,291 S		9/1999	Gary et al.	D26/138
D422,203 S		4/2000	Gary et al.	D8/395
D424,418 S		5/2000	Gary et al.	D8/395
6,068,389 A		5/2000	Lai	362/396
D427,510 S		7/2000	Gary et al.	D8/395
D451,007 S		11/2001	Jones et al.	D8/395
6,378,827 B1	*	4/2002	Kacines	24/546
D469,682 S	*	2/2003	Gary et al.	D8/367

* cited by examiner

Primary Examiner—Ian Simmons
Assistant Examiner—Deanne Levy
(74) *Attorney, Agent, or Firm*—Locke Liddell & Sapp LLP;
Monty L. Ross

(57) **CLAIM**

The ornamental design for a shingle and gutter clip, as shown and described.

DESCRIPTION

FIG. 1 is a front perspective view of a shingle and gutter clip, showing our design;
FIG. 2 is a top plan view thereof;
FIG. 3 is a front elevation view thereof;
FIG. 4 is a bottom plan view thereof;
FIG. 5 is a rear elevation view thereof;
FIG. 6 is a left side elevation view thereof; and,
FIG. 7 is a right side elevation view thereof.

1 Claim, 2 Drawing Sheets

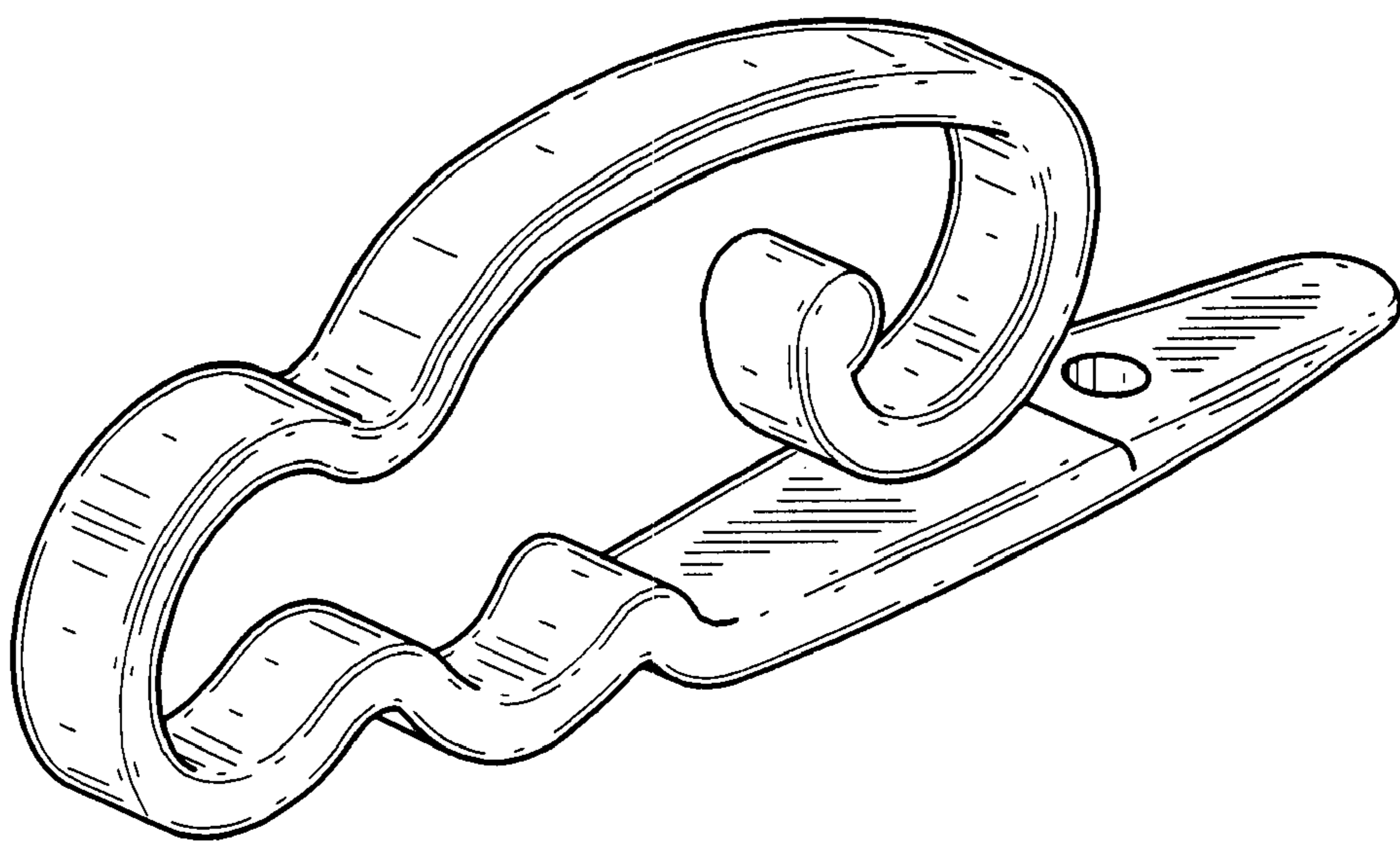


FIG. 1

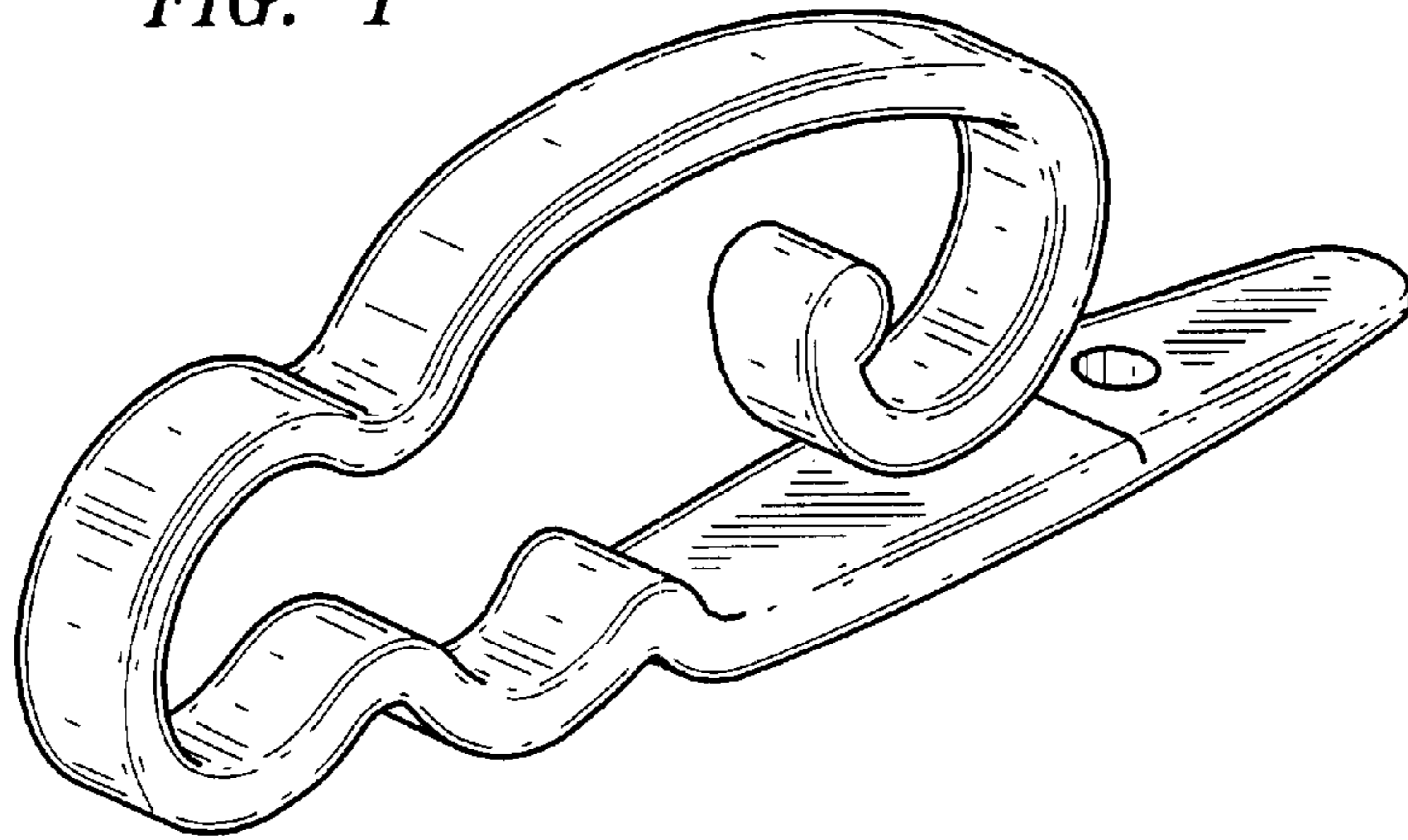


FIG. 2

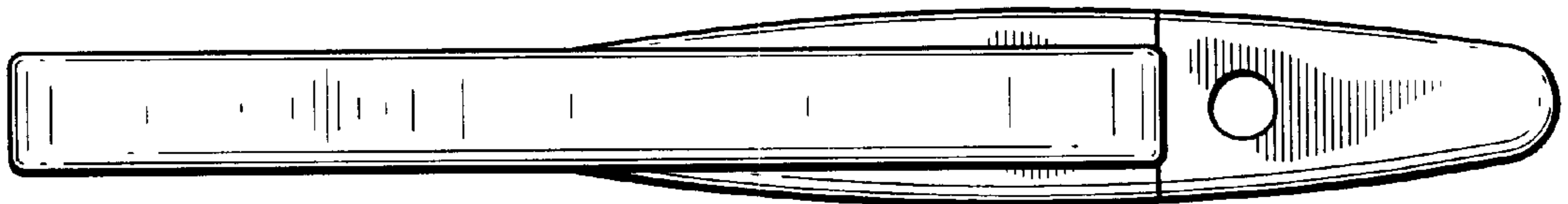


FIG. 3

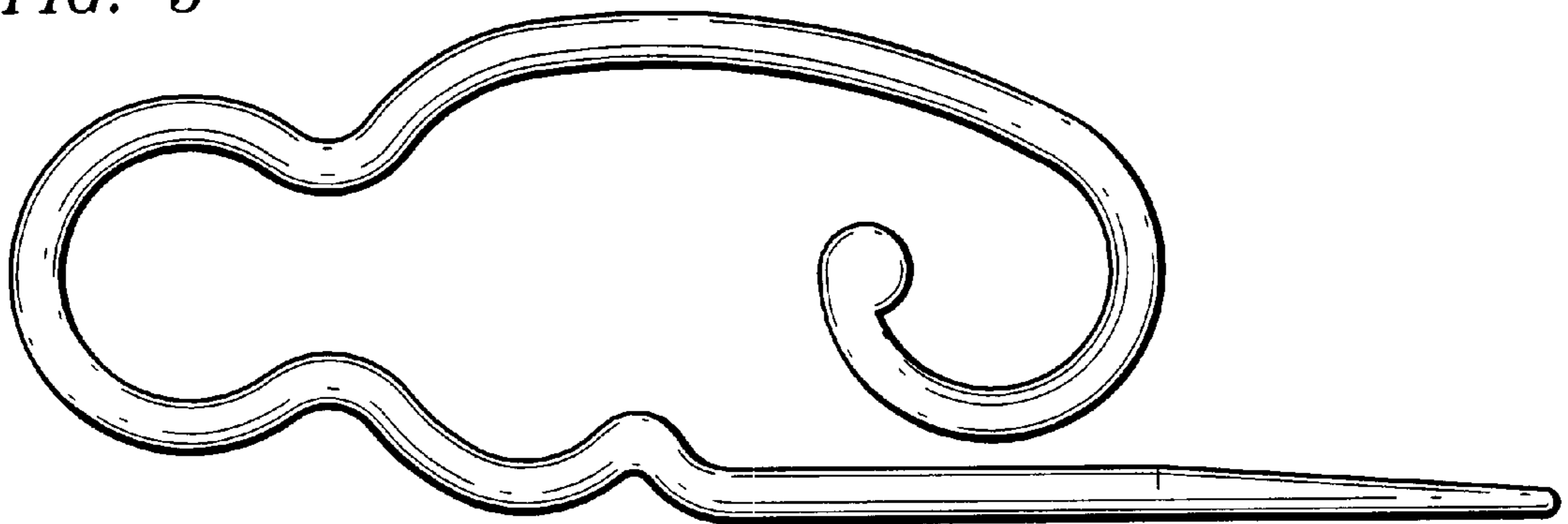


FIG. 4

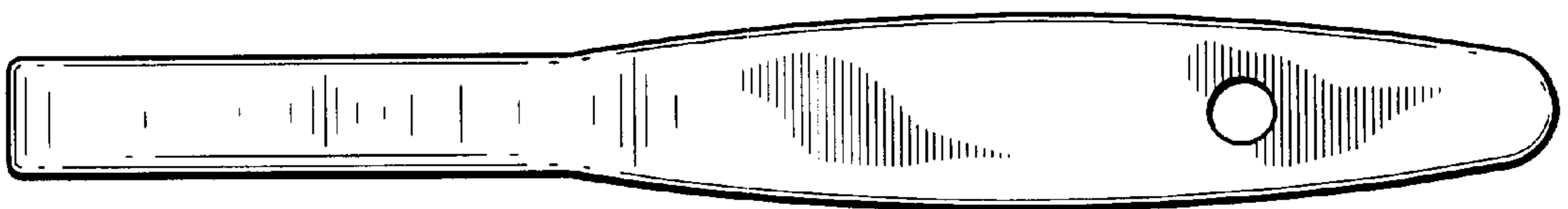


FIG. 5

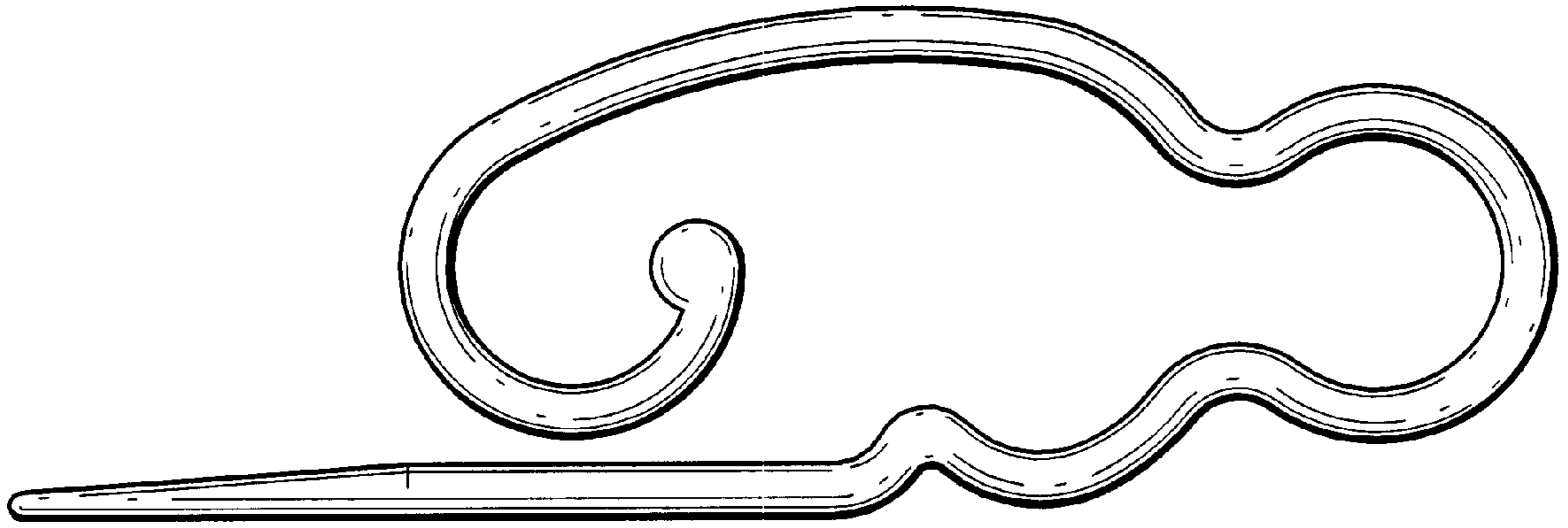


FIG. 6

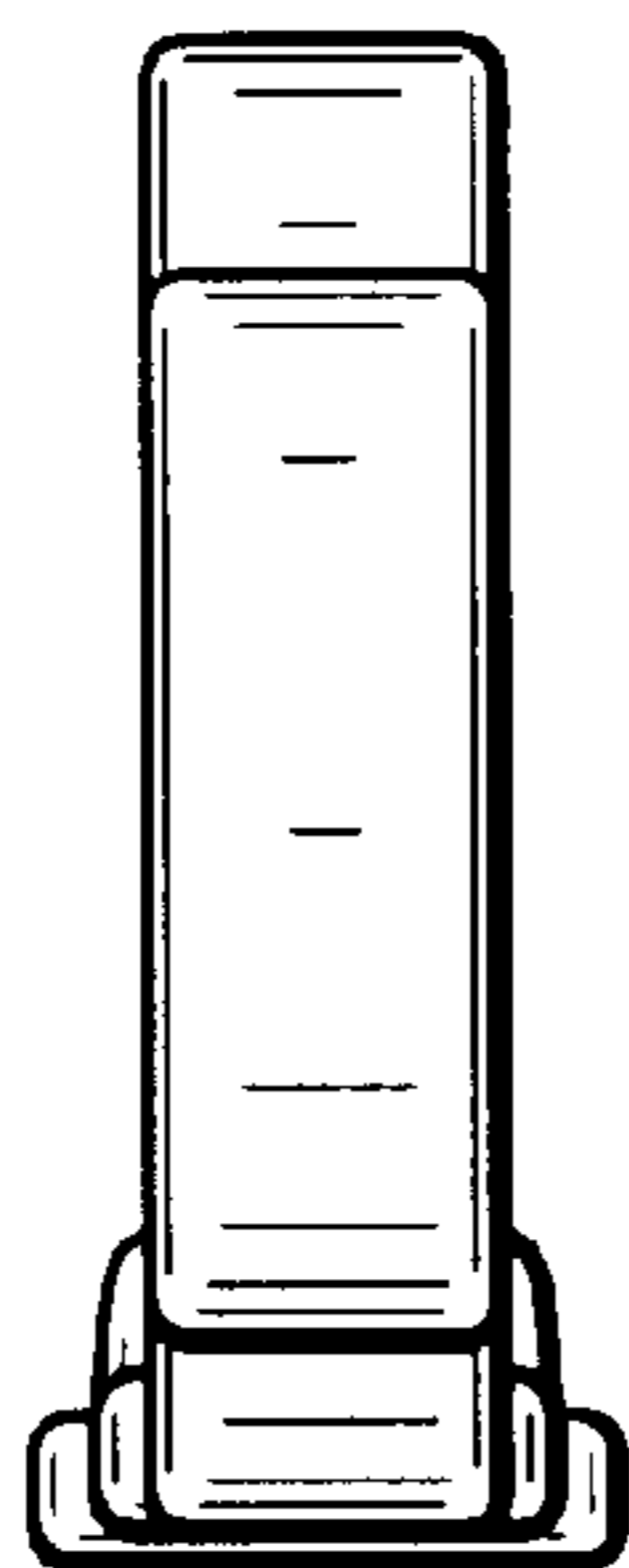


FIG. 7

