



US00D47767S

(12) **United States Design Patent**
Burdett et al.

(10) **Patent No.:** **US D477,767 S**

(45) **Date of Patent:** **** Jul. 29, 2003**

(54) **LOCK FOR LOCKABLE MEDIA STORAGE CONTAINER**

(75) Inventors: **Ronald K. Burdett**, Strasburg, OH (US); **Dennis D. Belden, Jr.**, Canton, OH (US); **Nicholas M. Sedon**, Massillon, OH (US)

(73) Assignee: **Nexpak Corporation**, North Canton, OH (US)

(**) Term: **14 Years**

(21) Appl. No.: **29/158,779**

(22) Filed: **Apr. 9, 2002**

4,593,814 A	6/1986	Hagiwara et al.	
4,635,797 A	1/1987	Bankier	
4,959,979 A	* 10/1990	Filipow et al.	70/58
5,016,752 A	5/1991	Haugen, Jr.	
D351,080 S	10/1994	Sykes et al.	
D352,860 S	11/1994	Du Corday	
5,375,708 A	12/1994	Wittman	
5,390,515 A	2/1995	Essick	
D356,922 S	4/1995	Du Corday	
D358,961 S	6/1995	Lax	
D366,802 S	2/1996	Roberts et al.	
D373,044 S	8/1996	Kikuchi	
5,598,728 A	* 2/1997	Lax	70/58 X
D378,333 S	3/1997	Anderson	
D380,927 S	7/1997	Williams et al.	
5,762,187 A	* 6/1998	Belden, Jr. et al.	206/308.2
6,135,280 A	* 10/2000	Burdett et al.	206/387.11
6,182,480 B1	2/2001	Kim	

Related U.S. Application Data

(62) Division of application No. 09/618,652, filed on Jul. 18, 2000, which is a continuation-in-part of application No. 09/317,554, filed on May 24, 1999, now Pat. No. 6,135,280, which is a continuation of application No. 09/015,085, filed on Jan. 29, 1998, now Pat. No. 5,944,185.

(51) **LOC (7) Cl.** **08-07**

(52) **U.S. Cl.** **D8/330**

(58) **Field of Search** D8/330, 331; D14/441, D14/442; D3/273, 274, 315, 323, 901; 206/424, 307, 308.2, 387.1, 387.11, 387.13, 807; 292/288, DIG. 50; 70/14, 51, 55, 58, 63, 69

(56) **References Cited**

U.S. PATENT DOCUMENTS

1,510,632 A	10/1924	Nutry
1,566,041 A	12/1925	Schaus
4,469,225 A	9/1984	Takahashi
4,589,549 A	5/1986	Hehn

* cited by examiner

Primary Examiner—Brian N. Vinson

(74) *Attorney, Agent, or Firm*—Sand & Sebolt

(57) **CLAIM**

The ornamental design for the lock for lockable media storage container, as shown and described.

DESCRIPTION

FIG. 1 is a top plan view of the lock for lockable media storage container showing our new design.


FIG. 2 is a side elevation view of FIG. 1.

FIG. 3 is a top plan view of an alternative embodiment of the lock for lockable media storage container showing our new design; and,

FIG. 4 is a side elevation view of FIG. 3.

The broken-line disclosure in the views is for illustrative purposes only and forms no part of the claimed design.

1 Claim, 1 Drawing Sheet






FIG-1

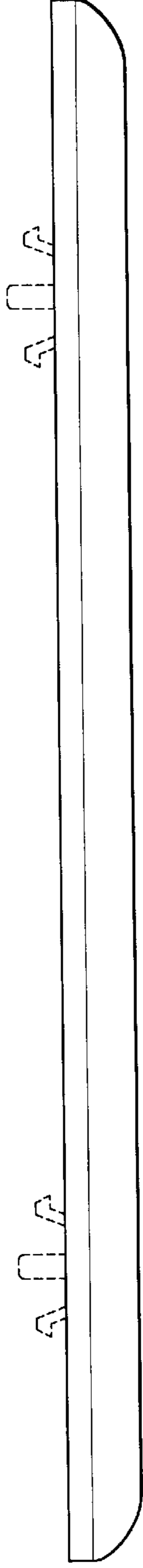


FIG-2




FIG-3




FIG-4