



US00D477751S

(12) **United States Design Patent**  
**Chuang**

(10) **Patent No.:** **US D477,751 S**

(45) **Date of Patent:** **\*\* Jul. 29, 2003**

(54) **CUP**

(76) **Inventor:** **Hsiao Cheng Chuang**, 235 Chung-Ho  
Box 8-24, Taipei (TW)

(\*\*) **Term:** **14 Years**

(21) **Appl. No.:** **29/170,753**

(22) **Filed:** **Nov. 9, 2002**

(30) **Foreign Application Priority Data**

May 14, 2002 (TW) ..... 091302269

(51) **LOC (7) Cl.** ..... **07-01**

(52) **U.S. Cl.** ..... **D7/531; D7/523**

(58) **Field of Search** ..... D7/509, 523, 507,  
D7/529, 531, 532, 518, 521; 229/400, 403;  
D11/154, 152; 215/12.1, 386, 382, DIG. 8;  
220/670, 671, 592.1; 206/515, 520, 519;  
D9/556

(56) **References Cited**

**U.S. PATENT DOCUMENTS**

- D46,296 S \* 8/1914 Sanford ..... D7/531
- D47,721 S \* 8/1915 Haley ..... D7/531
- D64,183 S \* 3/1924 Heisey ..... D7/531
- D81,984 S \* 9/1930 Kirkpatrick ..... D7/531
- D115,523 S \* 7/1939 Randall ..... D7/511
- D115,525 S \* 7/1939 Randall ..... D7/531 X

- 2,352,205 A \* 6/1944 Karlson ..... 215/382 X
- D192,435 S \* 3/1962 Goodman ..... D7/531
- 3,082,900 A \* 3/1963 Goodman ..... 220/592.1
- 3,237,834 A \* 3/1966 Davis et al. .... 229/400
- D204,783 S \* 5/1966 Johnson ..... D7/531
- 3,288,340 A \* 11/1966 Shapiro ..... 206/519
- D279,083 S \* 6/1985 Gray ..... D11/152
- D375,871 S \* 11/1996 Jarvis ..... D7/523
- D380,647 S \* 7/1997 Durand ..... D7/531
- D381,558 S \* 7/1997 Schaefer et al. .... D7/531
- D413,766 S \* 9/1999 Hou ..... D7/531
- D436,297 S \* 1/2001 Shook ..... D7/530
- D461,369 S \* 8/2002 Sims et al. .... D7/531

\* cited by examiner

*Primary Examiner*—M. N. Pandozzi

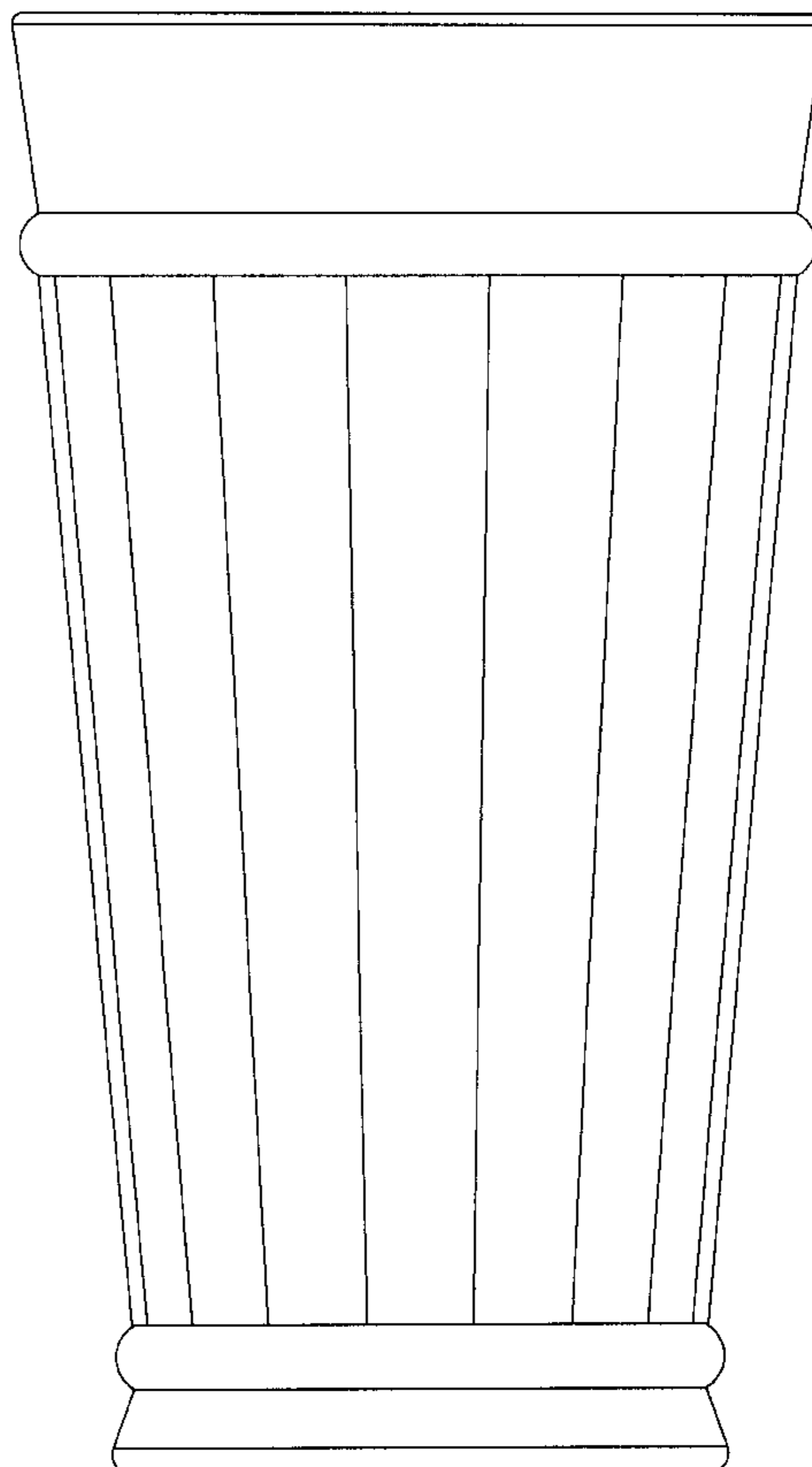

(57) **CLAIM**

The ornamental design for a cup, as shown and described.

**DESCRIPTION**

FIG. 1 is a perspective view of a cup showing my new design;  
 FIG. 2 is a front elevational view thereof;  
 FIG. 3 is a rear elevational view thereof;  
 FIG. 4 is a left side view thereof;  
 FIG. 5 is a right side view thereof;  
 FIG. 6 is a top plan view thereof; and,  
 FIG. 7 is a bottom plan view thereof.

**1 Claim, 7 Drawing Sheets**






FIG-1




FIG-2

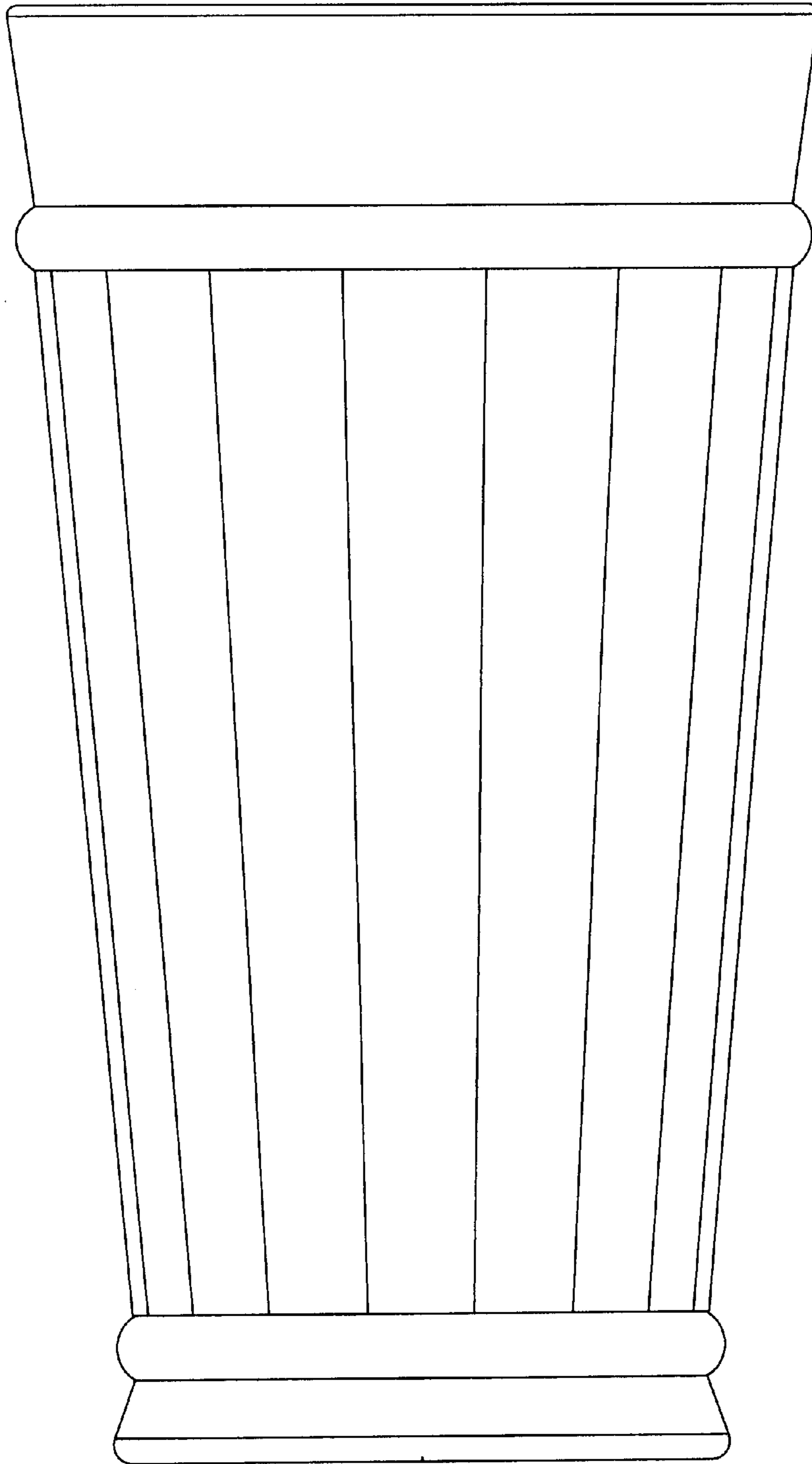


FIG-3

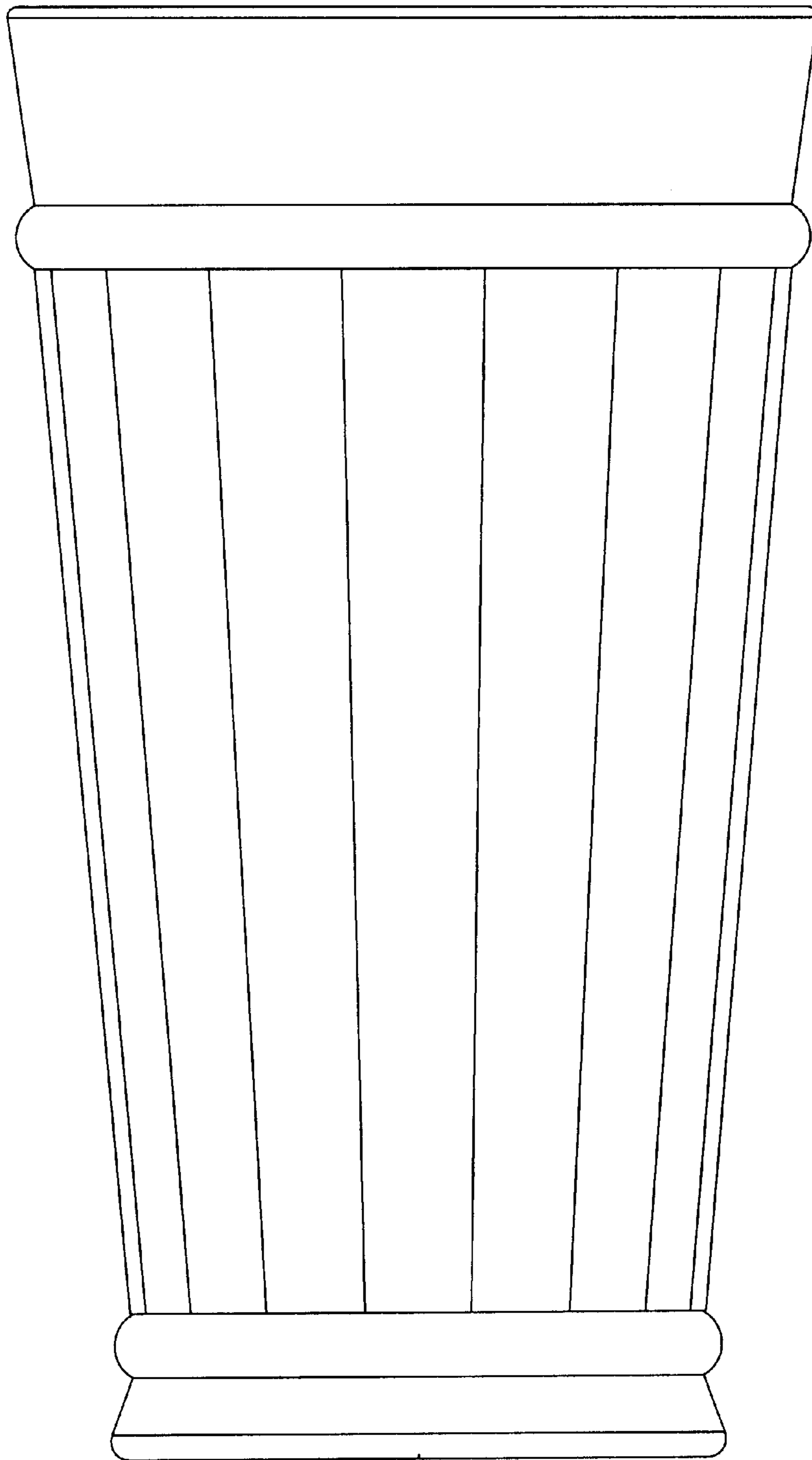


FIG-4

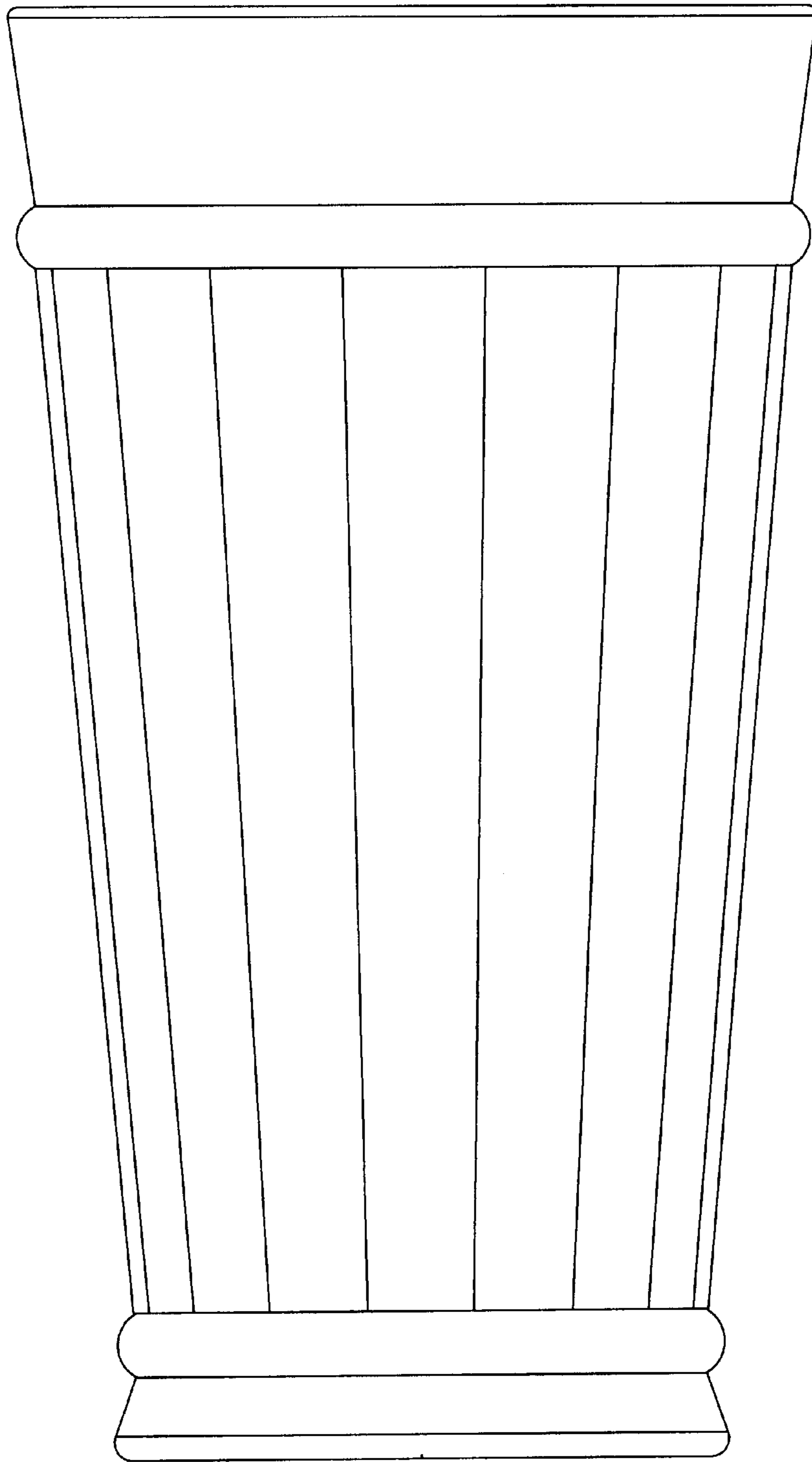


FIG-5

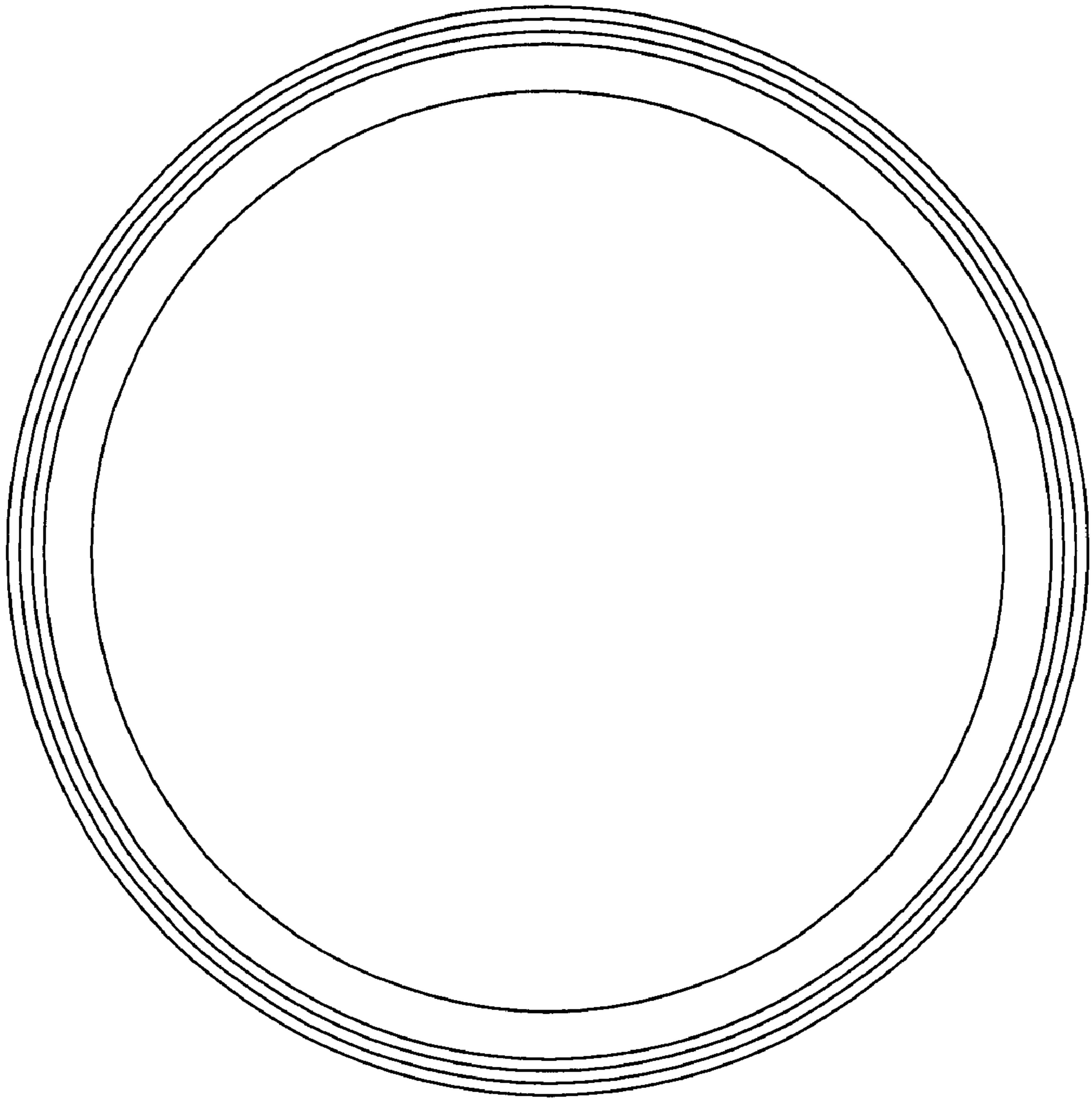


FIG-6

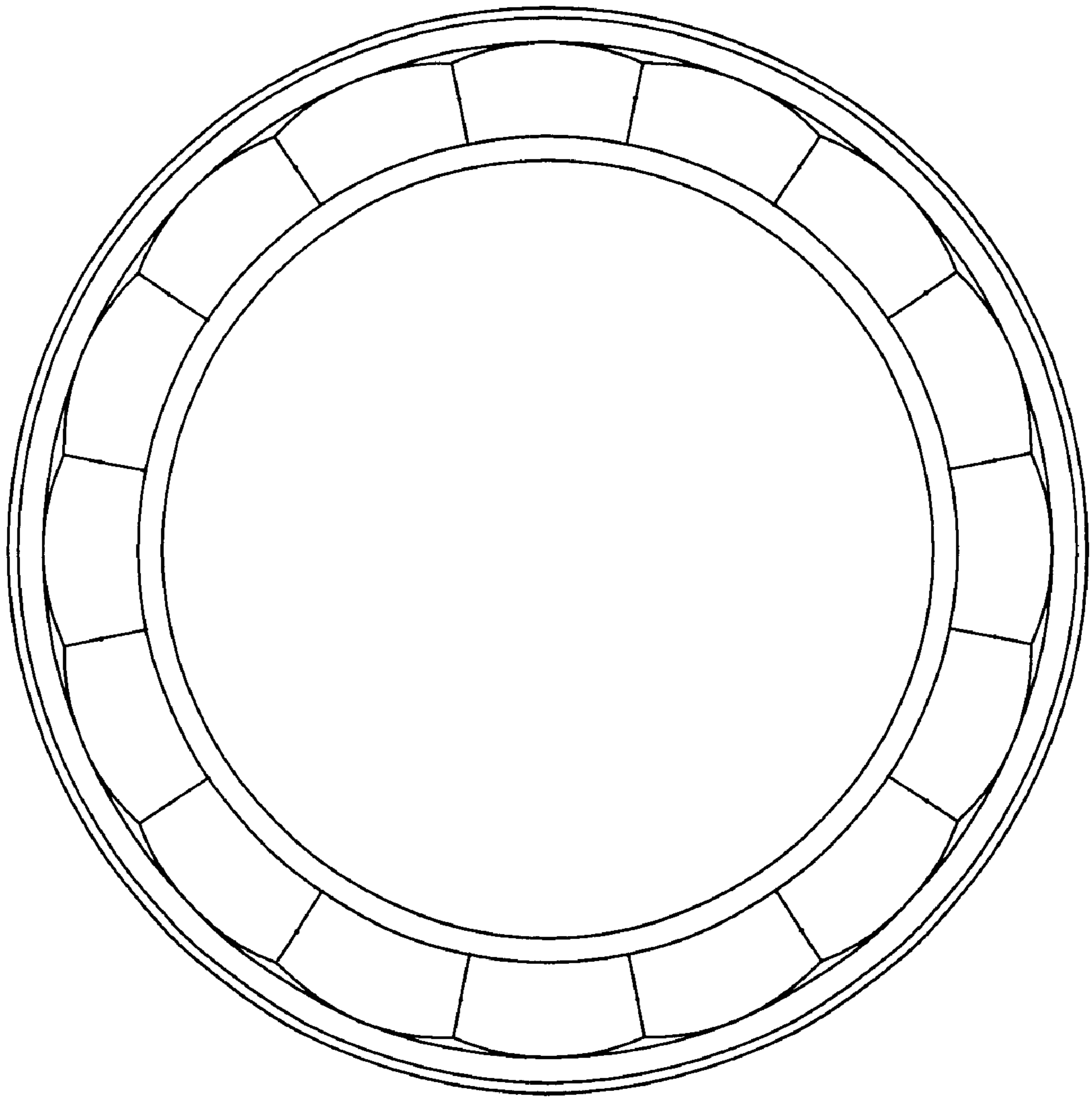


FIG-7