



US00D477740S

(12) **United States Design Patent**  
**Gilbert**

(10) **Patent No.:** **US D477,740 S**

(45) **Date of Patent:** **\*\* Jul. 29, 2003**

(54) **TOWEL BAR**

(75) **Inventor:** **Christopher Jon Gilbert**, Moreland Hills, OH (US)

(73) **Assignee:** **Moen Incorporated**, North Olmsted, OH (US)

(\*\*) **Term:** **14 Years**

(21) **Appl. No.:** **29/162,595**

(22) **Filed:** **Jun. 18, 2002**

(51) **LOC (7) Cl.** ..... **06-04**

(52) **U.S. Cl.** ..... **D6/549**

(58) **Field of Search** ..... D6/546-50, 518-19, D6/522-24; D8/300, 303, 315-21, 354, 363, 373, 380; 108/28-29; 211/13.1, 16, 60.1, 86.01, 87.01, 88.01, 88.04, 100, 105.1-105.2, 119.003, 123, 126.1, 133.6, 134, 181.1, 182; 248/175, 176.1, 200, 214, 251, 302, 309.1; 16/110.1, 412, 415; 242/570, 590, 595-598; 206/389, 557

(56) **References Cited**

**U.S. PATENT DOCUMENTS**

1,769,326 A	*	7/1930	Weis	211/123
D286,963 S		12/1986	Waghorn	
D357,379 S		4/1995	Lehn et al.	
D357,840 S		5/1995	Lehn et al.	
D361,006 S	*	8/1995	Sharpe	D6/524
D374,361 S		10/1996	Lehn et al.	
D377,570 S	*	1/1997	Sharpe	D6/524
D392,139 S	*	3/1998	Wu	D6/549
D394,971 S		6/1998	Moore	

5,875,903 A	*	3/1999	Chen	211/105.1
D417,808 S	*	12/1999	Roth et al.	D6/523
D424,352 S	*	5/2000	Roth et al.	D6/549
D426,095 S	*	6/2000	Chen	D6/549
D427,471 S	*	7/2000	Chen	D6/549
6,220,460 B1	*	4/2001	Pan	211/87.01
D452,100 S	*	12/2001	Gilbert	D6/549
D452,792 S	*	1/2002	Gilbert et al.	D6/549
D453,649 S		2/2002	Hoernig	
D453,650 S		2/2002	Meck et al.	
D454,742 S		3/2002	Meck et al.	
D463,187 S	*	9/2002	Gilbert	D6/549
D463,935 S	*	10/2002	Zhao	D6/549
D465,956 S	*	11/2002	Ouyoung	D6/550

\* cited by examiner

*Primary Examiner*—Brian N. Vinson  
(74) *Attorney, Agent, or Firm*—Cook, Alex, McFarron, Manzo, Cummings & Mehler, Ltd.

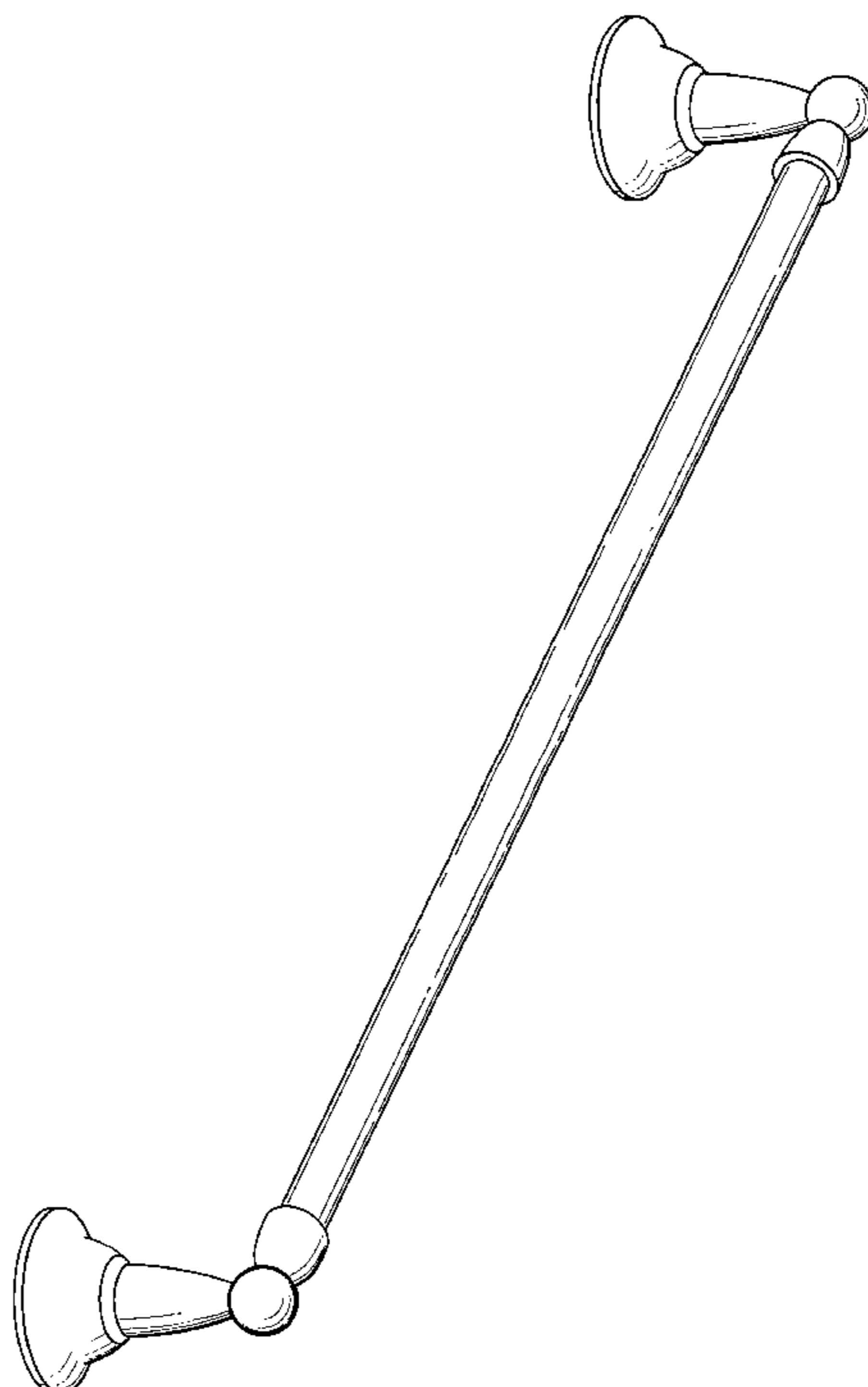
(57) **CLAIM**

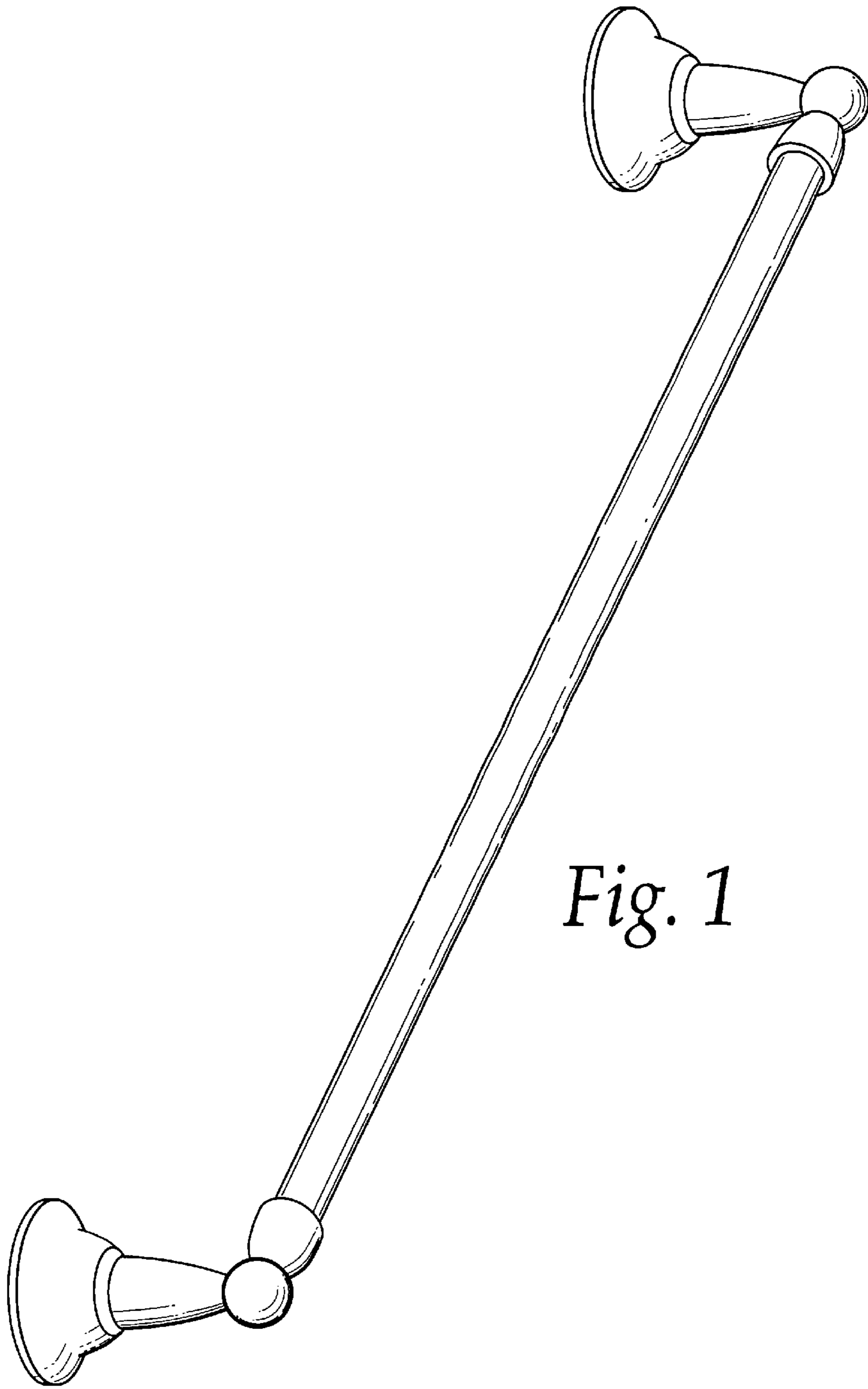
The ornamental design for a towel bar, as shown and described.

**DESCRIPTION**

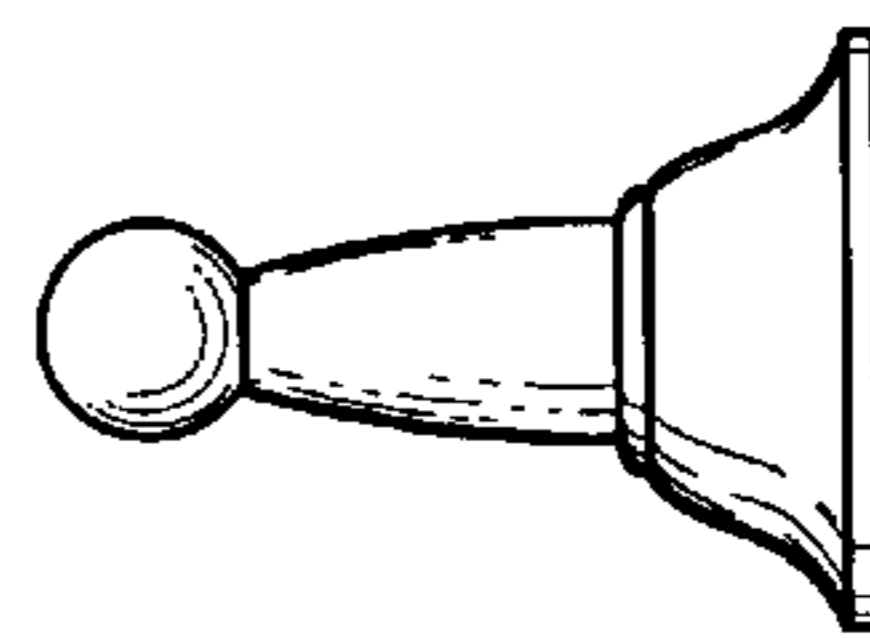
FIG. 1 is a perspective view of the towel bar of my new design;  
FIG. 2 is a right side view, the left side being the reverse of the view shown;  
FIG. 3 is a top view;  
FIG. 4 is a front view;  
FIG. 5 is a bottom view; and,  
FIG. 6 is a rear view.

**1 Claim, 2 Drawing Sheets**

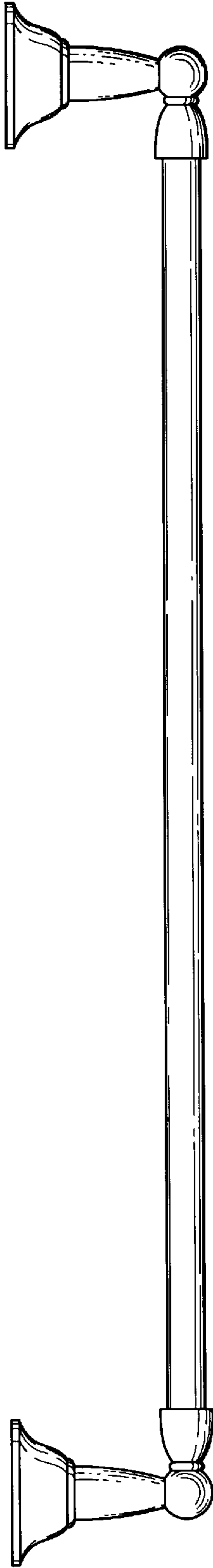




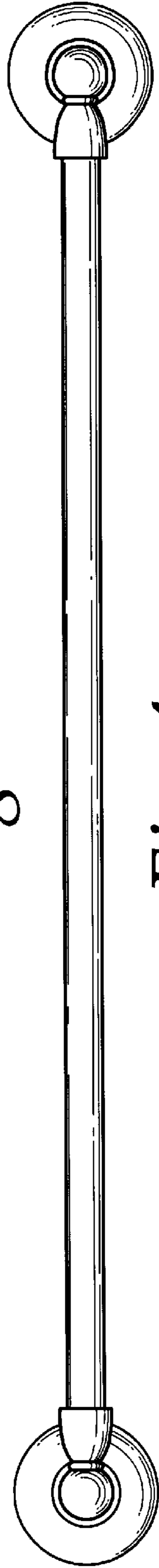
*Fig. 1*




*Fig. 2*



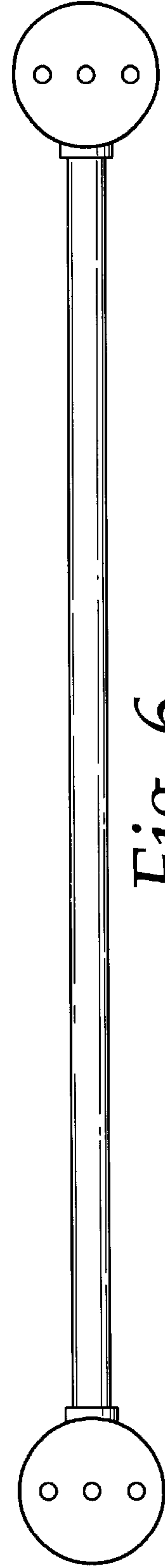
*Fig. 3*



*Fig. 4*



*Fig. 5*



*Fig. 6*