



US00D47728S

(12) **United States Design Patent**
McDaniel et al.

(10) **Patent No.:** **US D477,728 S**

(45) **Date of Patent:** **** Jul. 29, 2003**

(54) **TABLE**

D459,621 S * 7/2002 OHare et al. D6/484
D461,338 S * 8/2002 Cain D6/480

(75) Inventors: **Thomas M. McDaniel**, Morganton, NC (US); **D. Scott Coley**, Morganton, NC (US)

OTHER PUBLICATIONS

Photocopy of a chair leg; origin unknown, undated.
Photocopy of Syroco Fibre Wood Carvings; undated.
Photocopy of a door panel; origin unknown; undated.

(73) Assignee: **Bernhardt, L.L.C.**, Lenoir, NC (US)

* cited by examiner

(**) Term: **14 Years**

Primary Examiner—Janice E. Seeger

(21) Appl. No.: **29/169,125**

(74) *Attorney, Agent, or Firm*—MacCord Mason PLLC

(22) Filed: **Oct. 15, 2002**

(51) **LOC (7) Cl.** **06-03**

(52) **U.S. Cl.** **D6/480**

(58) **Field of Search** D6/480–489, 495,
D6/451; 108/153.1, 155, 156, 157.1, 161,
150; 248/188.1, 188, 188.8

(57) **CLAIM**

The ornamental design for a table, as shown and described.

(56) **References Cited**


DESCRIPTION

U.S. PATENT DOCUMENTS

D90,112 S * 6/1933 Ginsberg D6/451
D385,441 S * 10/1997 Wistehuff, III D6/484
D393,964 S * 5/1998 Bergelin D6/480
D438,032 S * 2/2001 Cain D6/484
D445,610 S * 7/2001 OHara et al. D6/484

FIG. 1 is a perspective view of a table showing my new design;
FIG. 2 is an end view, the opposite end being a mirror image thereof;
FIG. 3 is a side view, the opposite side being a mirror image thereof; and,
FIG. 4 is a top view thereof.

1 Claim, 4 Drawing Sheets



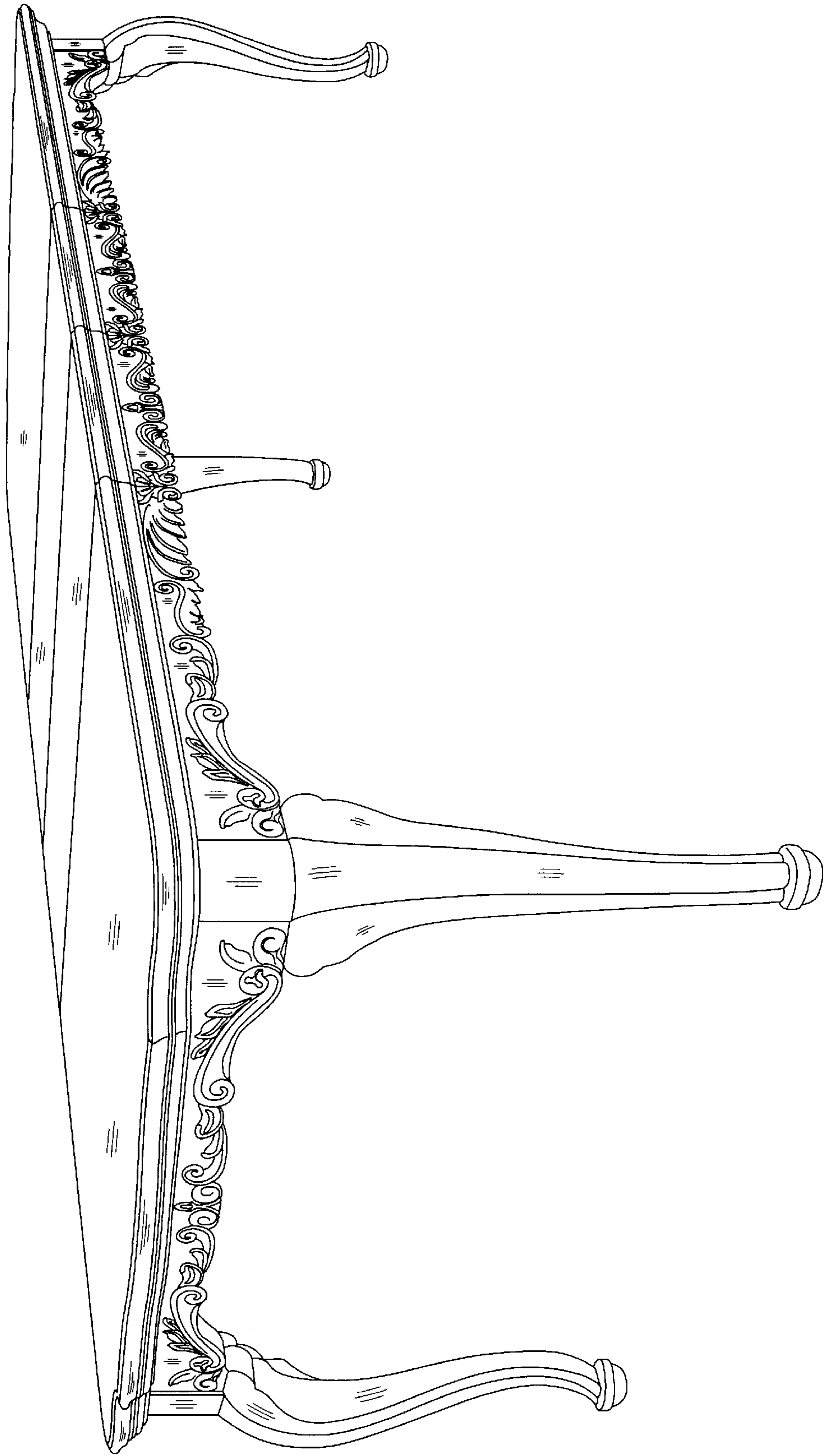


FIG. 1




FIG. 2




FIG. 3




FIG. 4