



US00D477723S

(12) **United States Design Patent**  
**Anderson**

(10) **Patent No.:** **US D477,723 S**

(45) **Date of Patent:** **\*\* Jul. 29, 2003**

(54) **MUSIC STAND DESK**

(75) **Inventor:** **Gary Anderson**, 2005 Upton Ave.  
South, Minneapolis, MN (US) 55405

(73) **Assignee:** **Gary Anderson**, Minneapolis, MN  
(US)

(\*\*) **Term:** **14 Years**

(21) **Appl. No.:** **29/156,663**

(22) **Filed:** **Mar. 5, 2002**

(51) **LOC (7) Cl.** ..... **06-06**

(52) **U.S. Cl.** ..... **D6/419**

(58) **Field of Search** ..... D6/419, 420, 310-314;  
248/441.1, 448, 454, 457, 460, 461

(56) **References Cited**

**U.S. PATENT DOCUMENTS**

266,715 A	*	10/1882	Niehoff	.....	248/441.1
3,596,866 A		8/1971	Baker	.....	248/461
3,637,172 A		1/1972	Diesbach	.....	248/460
D226,699 S	*	4/1973	Blain	.....	D6/419
4,321,874 A		3/1982	Cenna, III	.....	108/99
4,448,384 A		5/1984	Jones, Jr. et al.	.....	248/443
4,471,933 A		9/1984	Nelson	.....	248/461
4,813,644 A		3/1989	Goldner	.....	248/441.1
4,819,902 A		4/1989	Wenger et al.	.....	248/460
5,037,057 A		8/1991	Andrews	.....	248/460
5,114,111 A		5/1992	Andrews	.....	248/460
5,165,631 A		11/1992	Norsworthy	.....	248/121
5,356,109 A		10/1994	Biasini	.....	248/448

5,564,661 A	10/1996	Gershon	.....	248/167
5,636,824 A	6/1997	Biasini et al.	.....	248/441.1
5,692,719 A	12/1997	Shepherd	.....	248/460
5,791,624 A	8/1998	Fedrick	.....	248/460
5,833,199 A	11/1998	Benting et al.	.....	248/441.1
5,941,496 A	8/1999	Banner	.....	248/459
5,979,856 A	11/1999	Hsu	.....	248/441.1
6,017,011 A	1/2000	Lee	.....	248/441.1
6,193,204 B1	2/2001	Hsu	.....	248/441.1
6,237,887 B1	5/2001	Banner	.....	248/459
6,260,812 B1	7/2001	Auke	.....	248/460
6,264,161 B1	7/2001	Waggoner	.....	248/460
6,293,511 B1	9/2001	Shepherd	.....	248/441.1
D459,609 S	* 7/2002	Raff	.....	D6/419

\* cited by examiner

*Primary Examiner*—Janice E. Seeger

(74) *Attorney, Agent, or Firm*—Patterson, Thunte, Skaar & Christensen

(57) **CLAIM**

The ornamental design for a music stand desk, as shown.

**DESCRIPTION**

FIG. 1 is a perspective view of a music stand desk showing my new design.

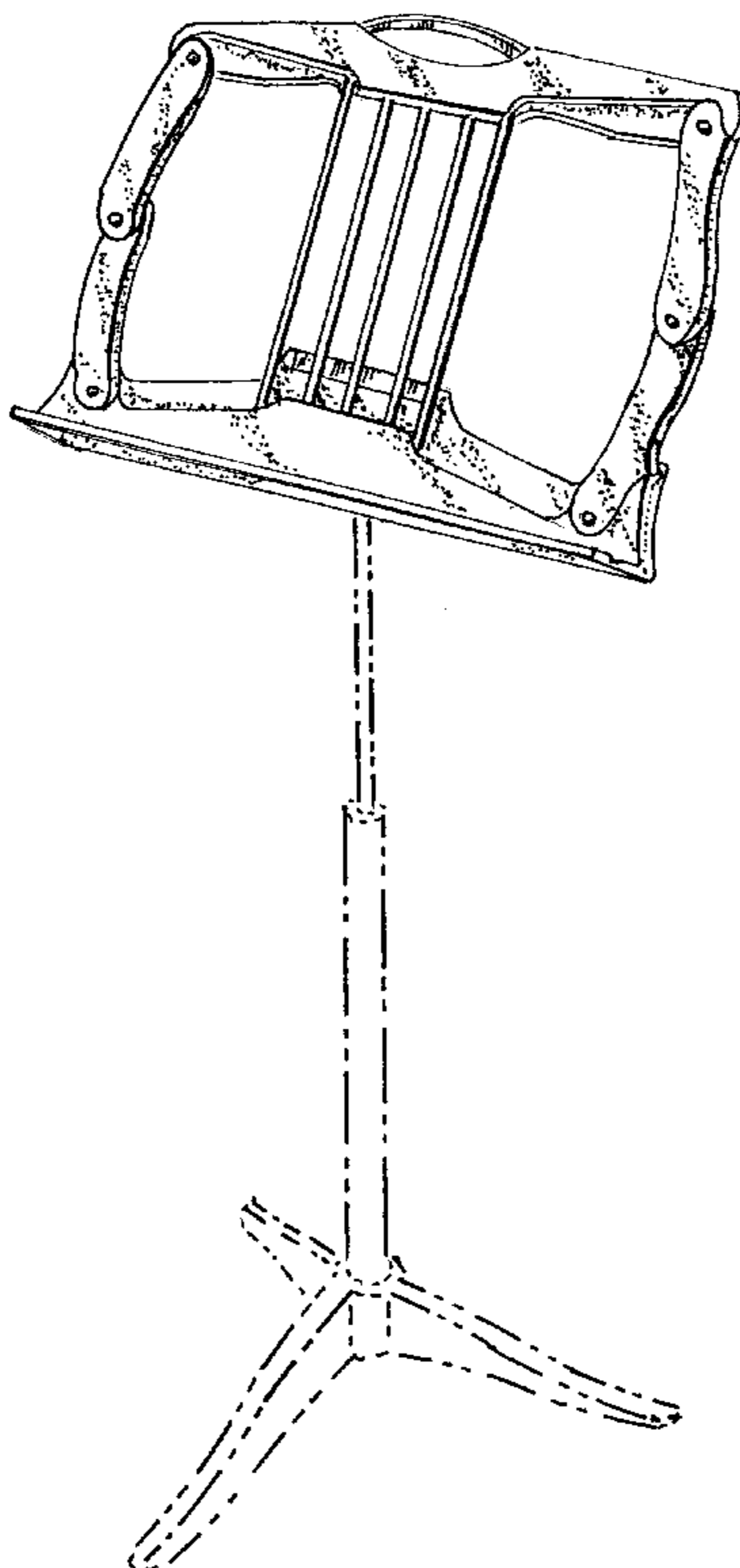
FIG. 2 is a front view.

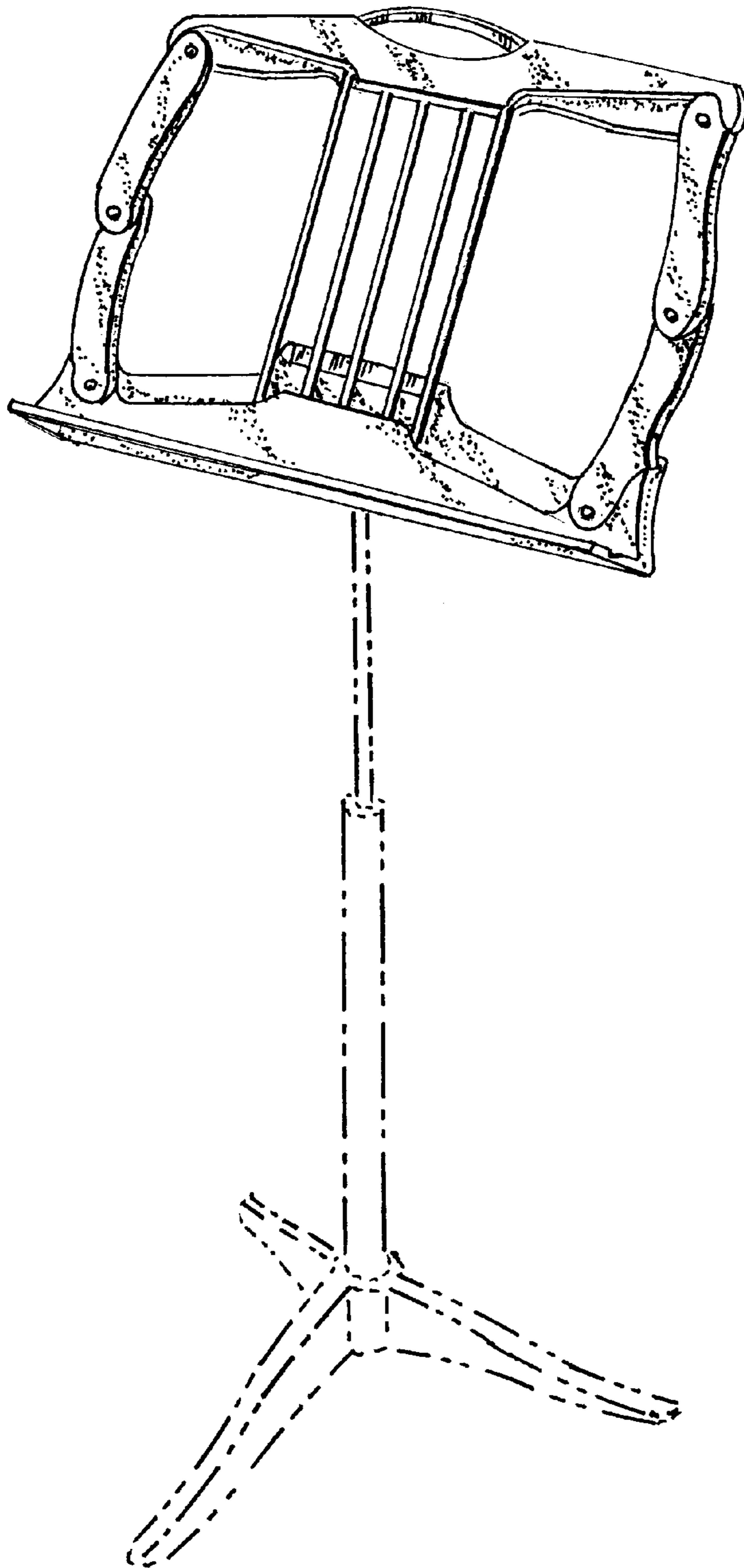
FIG. 3 is a rear view; and,

FIG. 4 is a side view.

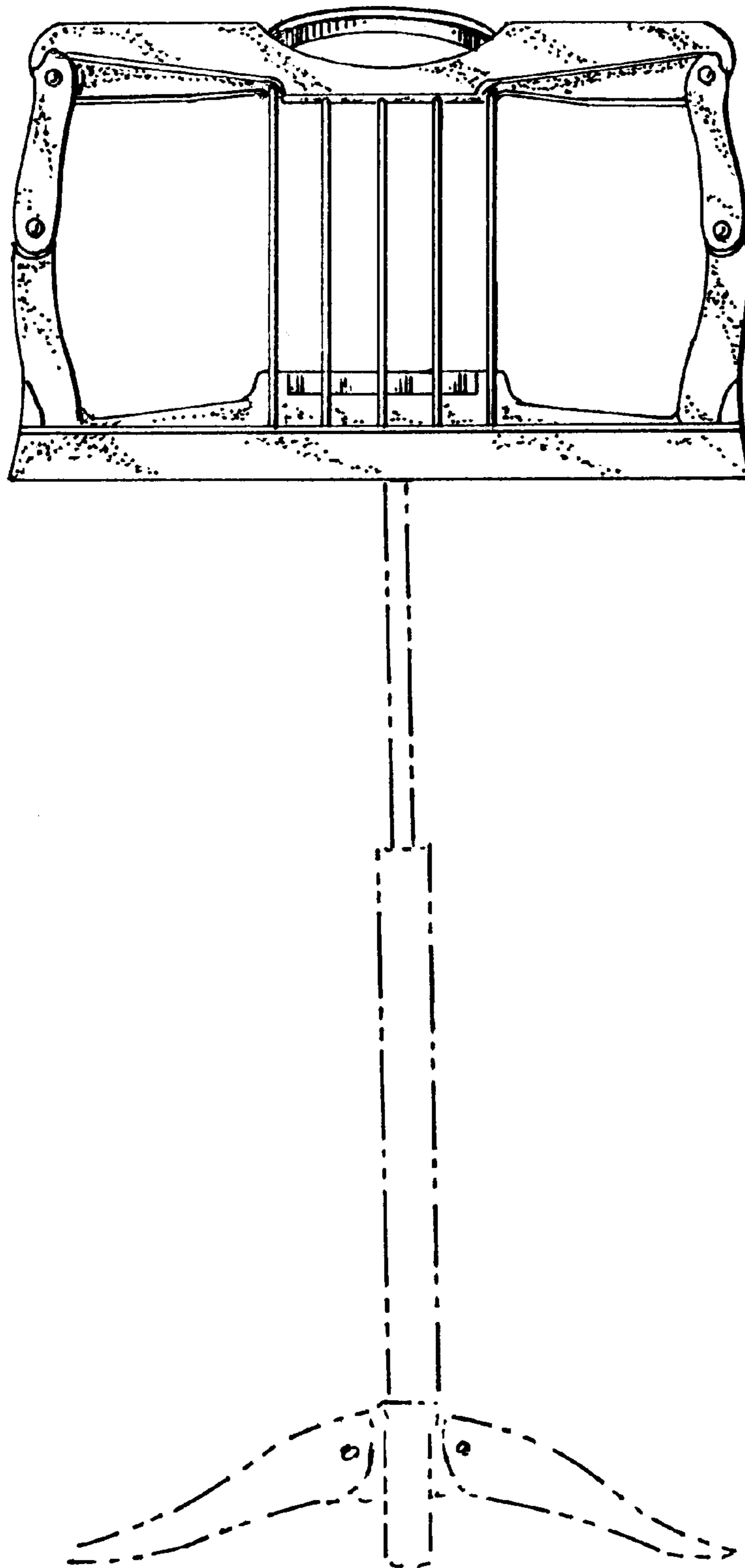
The broken lines are for environmental purposes only and form no part of the claimed design.

**1 Claim, 4 Drawing Sheets**

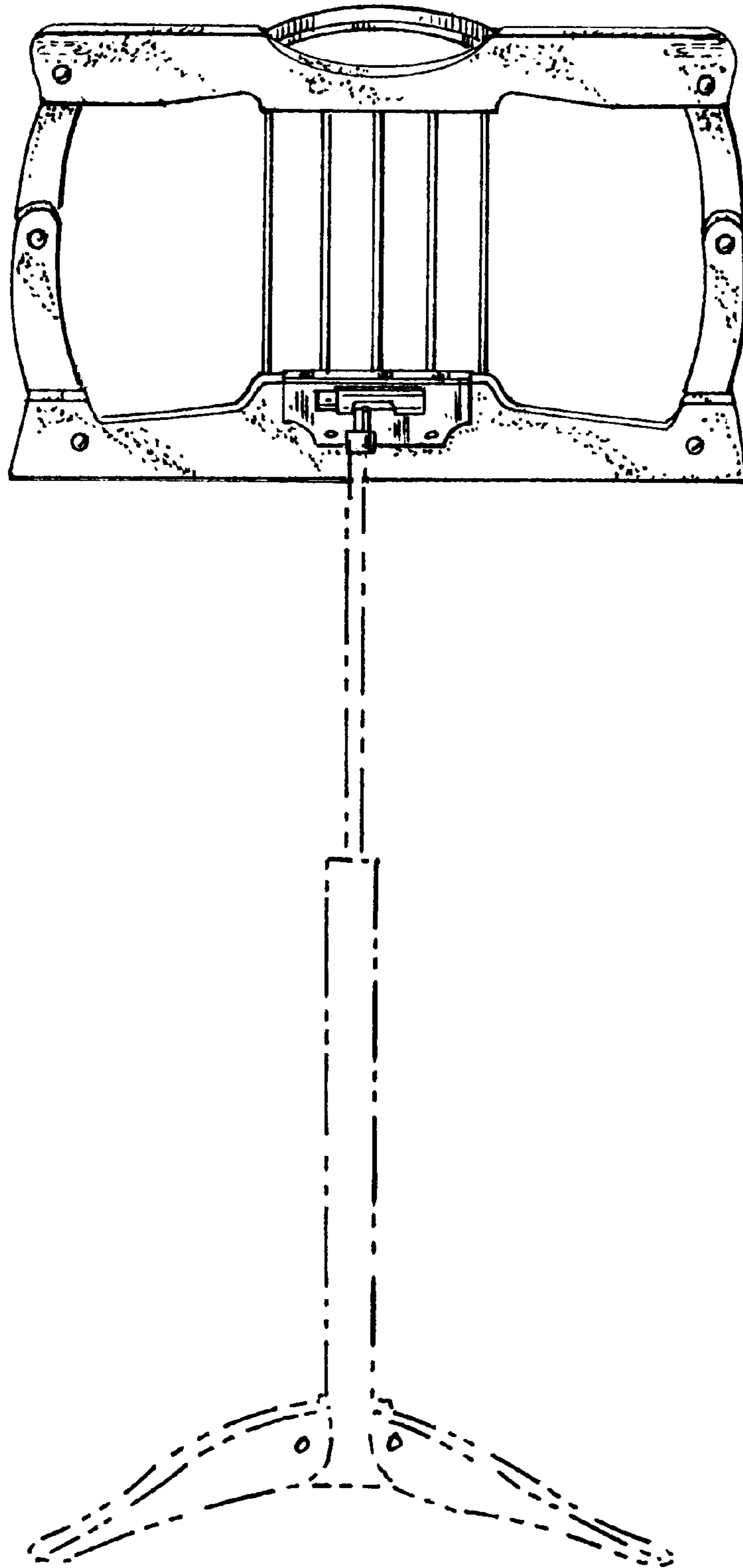




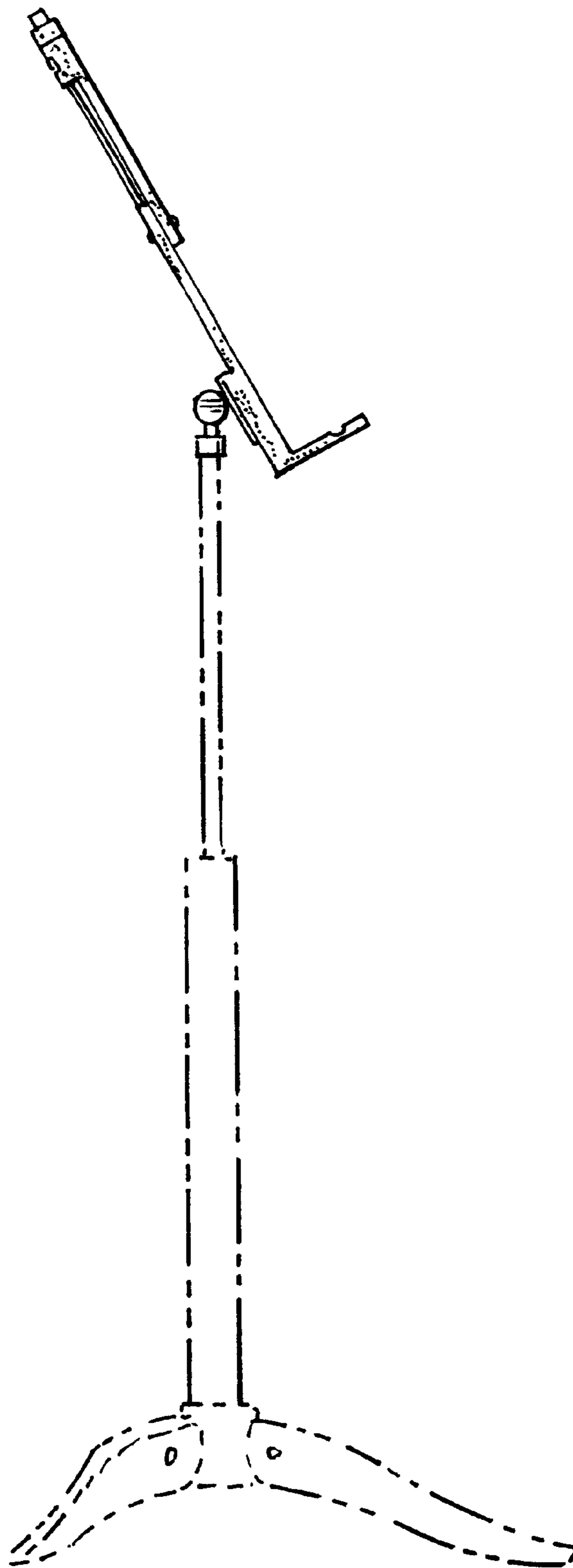
*Fig. 1.*



*Fig. 2.*



*Fig. 3.*



*Fig. 4.*