



US00D477712S

(12) **United States Design Patent**
Rossi et al.

(10) **Patent No.:** **US D477,712 S**
(45) **Date of Patent:** **** Jul. 29, 2003**

(54) **PRODUCT PACKAGING BAG FOR SPORTING EQUIPMENT**

6,502,676 B2 * 1/2003 Dexheimer 190/108

OTHER PUBLICATIONS

(75) Inventors: **David P. Rossi**, Newton, NJ (US);
Michael Nally, Ridgewood, NJ (US)

U.S. patent application Ser. No. 29/160,154, Nally, filed May 3, 2002.

(73) Assignee: **Sportcraft, Ltd.**, Mt. Olive, NJ (US)

U.S. patent application Ser. No. 29/160,155, Nally, filed May 3, 2002.

(**) Term: **14 Years**

U.S. patent application Ser. No. 29/160,156, Nally, filed May 3, 2002.

(21) Appl. No.: **29/164,745**

U.S. patent application Ser. No. 29/160,157, Nally, filed May 3, 2002.

(22) Filed: **Jul. 30, 2002**

U.S. patent application Ser. No. 29/160,158, Nally, filed May 3, 2002.

(51) **LOC (7) Cl.** **03-01**

(52) **U.S. Cl.** **D3/254**

(58) **Field of Search** D3/254, 262, 273,
D3/274, 281, 269, 276, 283, 287-291, 900,
902, 904, 257, 268; 206/315.1, 315.9, 314;
190/100, 108-112; 150/111, 113

* cited by examiner

Primary Examiner—Catherine R. Oliver

(74) *Attorney, Agent, or Firm*—Fellers, Snider,
Blankenship, Bailey & Tippens, P.C.

(56) **References Cited**

(57) **CLAIM**

U.S. PATENT DOCUMENTS

The ornamental design for a product packaging bag for sporting equipment, as shown and described.

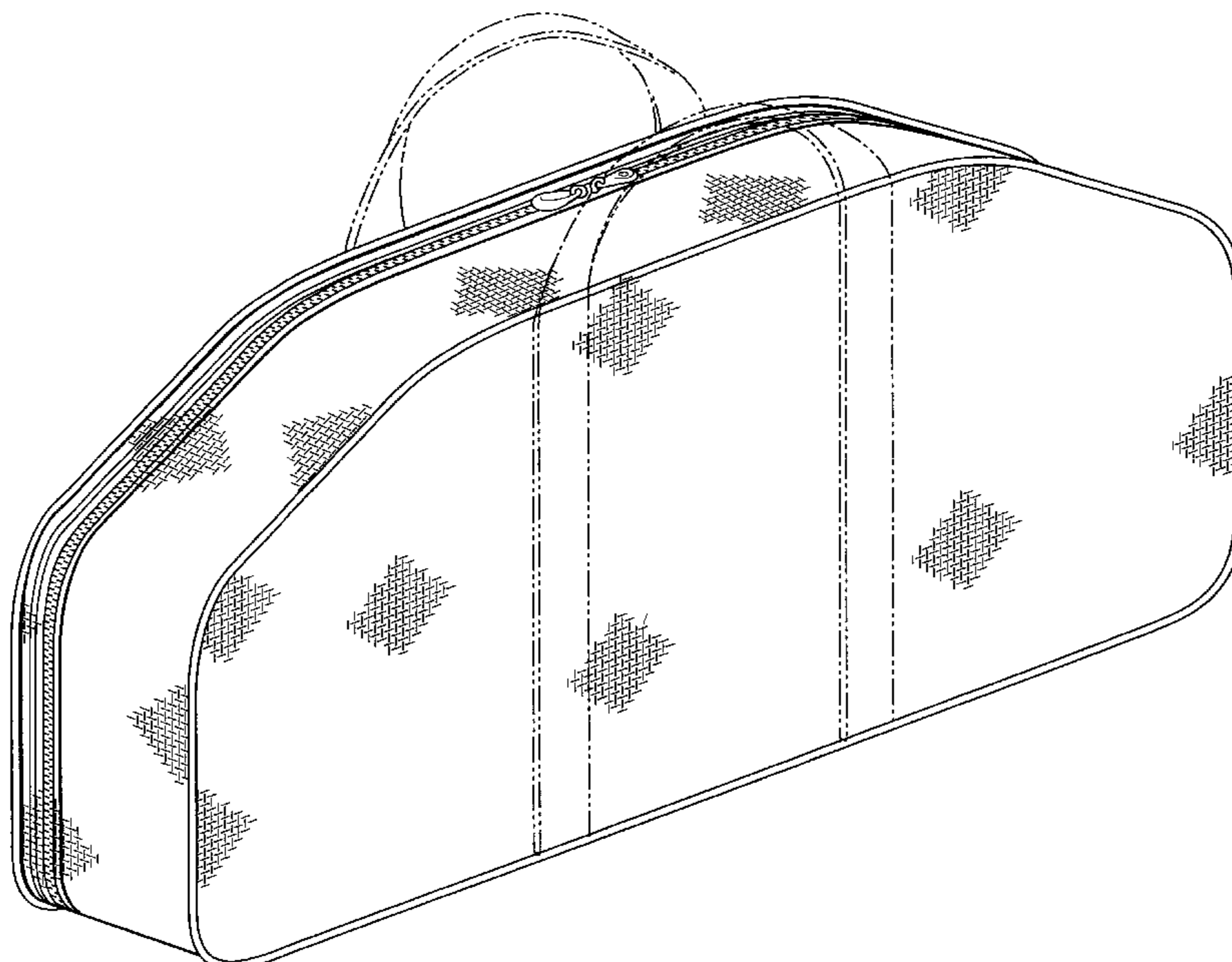
3,292,747 A	12/1966	Dawson	190/43
D264,146 S	5/1982	Davis	D3/36
D276,953 S	1/1985	Weinreb	D3/33
D289,106 S	* 4/1987	Leiserson	D3/268
D358,254 S	* 5/1995	VanSkiver	D3/254
D358,483 S	5/1995	Cross et al.	D3/276
D363,600 S	10/1995	Medlen	D3/254
D370,560 S	6/1996	Doerbaum	D3/254
5,642,809 A	7/1997	Mayville	206/204
D405,957 S	2/1999	Test	D3/289
D417,780 S	12/1999	Gunter	D3/254
6,009,996 A	1/2000	Purdy	206/317
D428,697 S	8/2000	Nally	D3/254
D442,366 S	5/2001	Nally	D3/254
D444,625 S	* 7/2001	Doyle	D3/273
D446,937 S	8/2001	Mogil	D3/301
D459,878 S	7/2002	Nally	D3/254

DESCRIPTION

FIG. 1 is a perspective view illustrating a product packaging bag for sporting equipment;
FIG. 2 is a front view thereof;
FIG. 3 is a left side elevational view thereof;
FIG. 4 is a right side elevational view thereof;
FIG. 5 is a top view thereof;
FIG. 6 is a rear view thereof; and,
FIG. 7 is a bottom view thereof.

The broken line showing of environment in the drawings is for illustrative purposes only and forms no part of the claimed design.

1 Claim, 3 Drawing Sheets



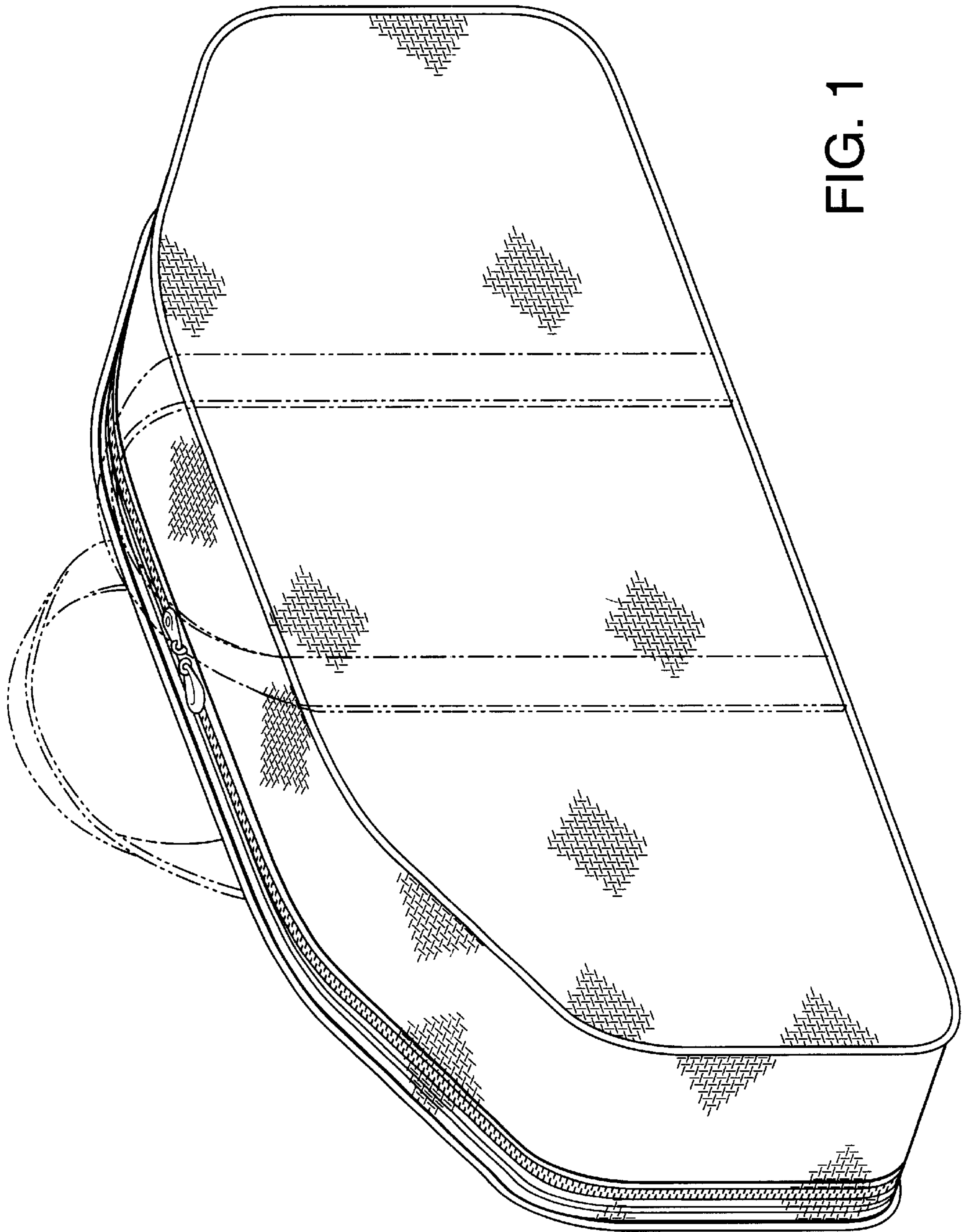


FIG. 1

FIG. 2

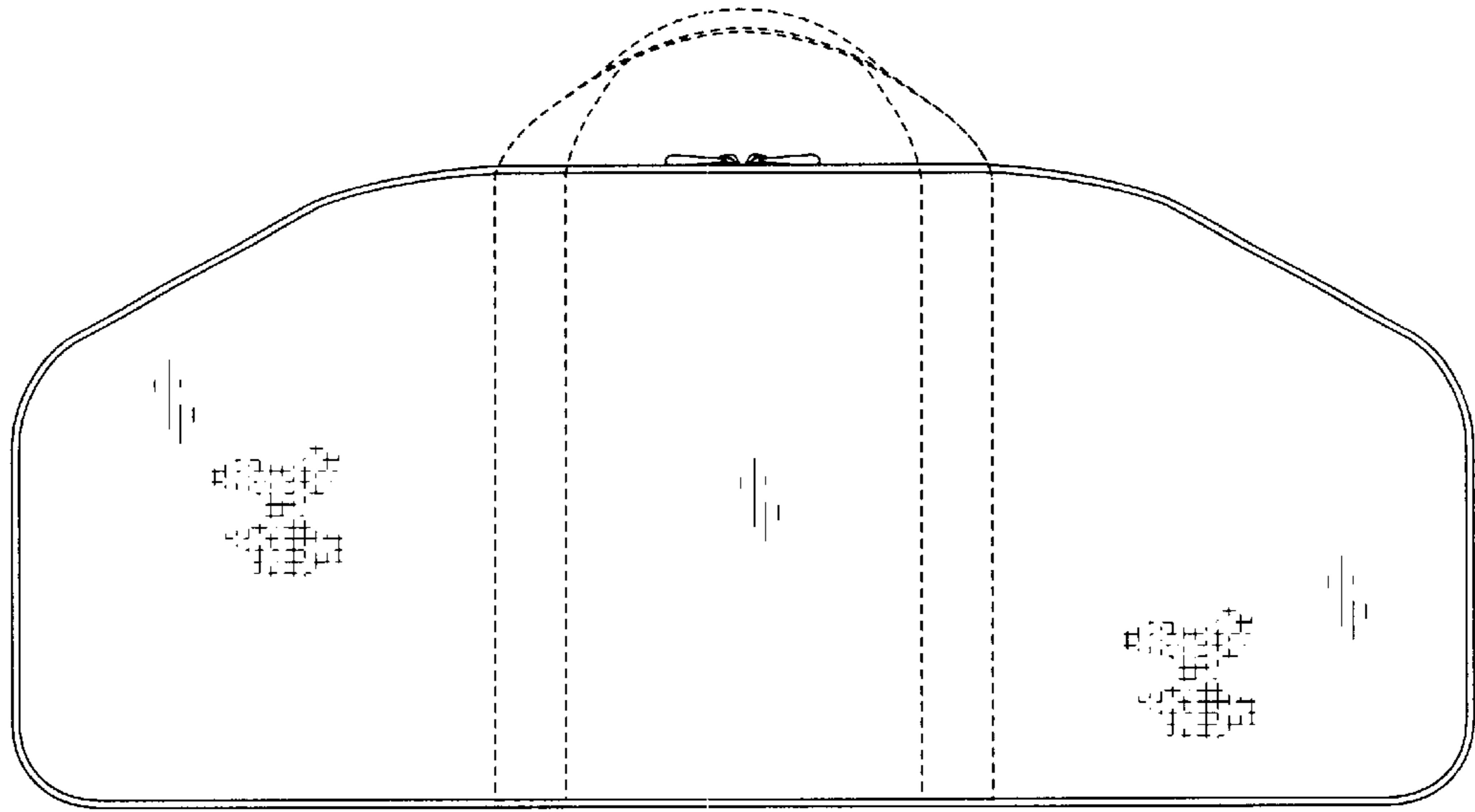


FIG. 3

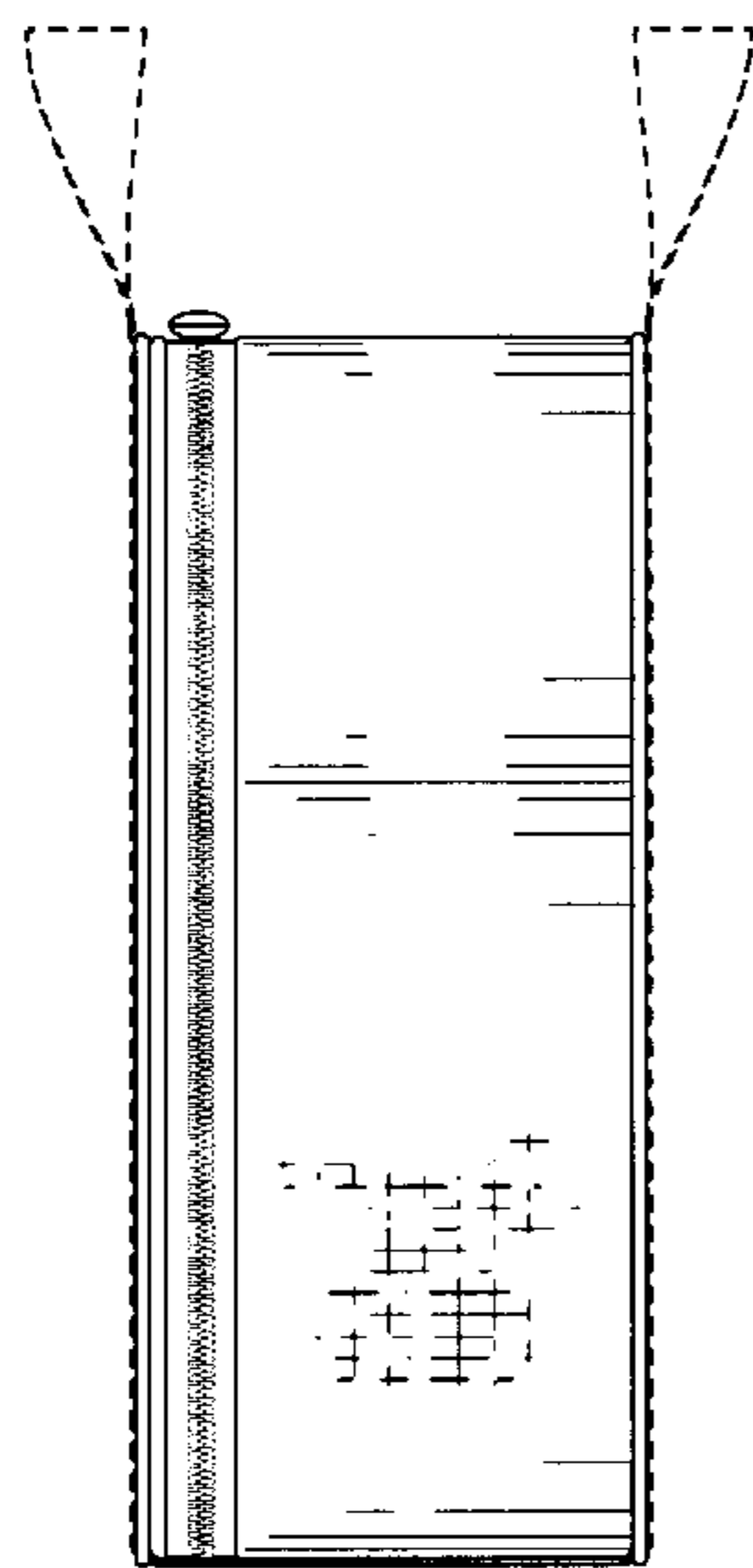


FIG. 4

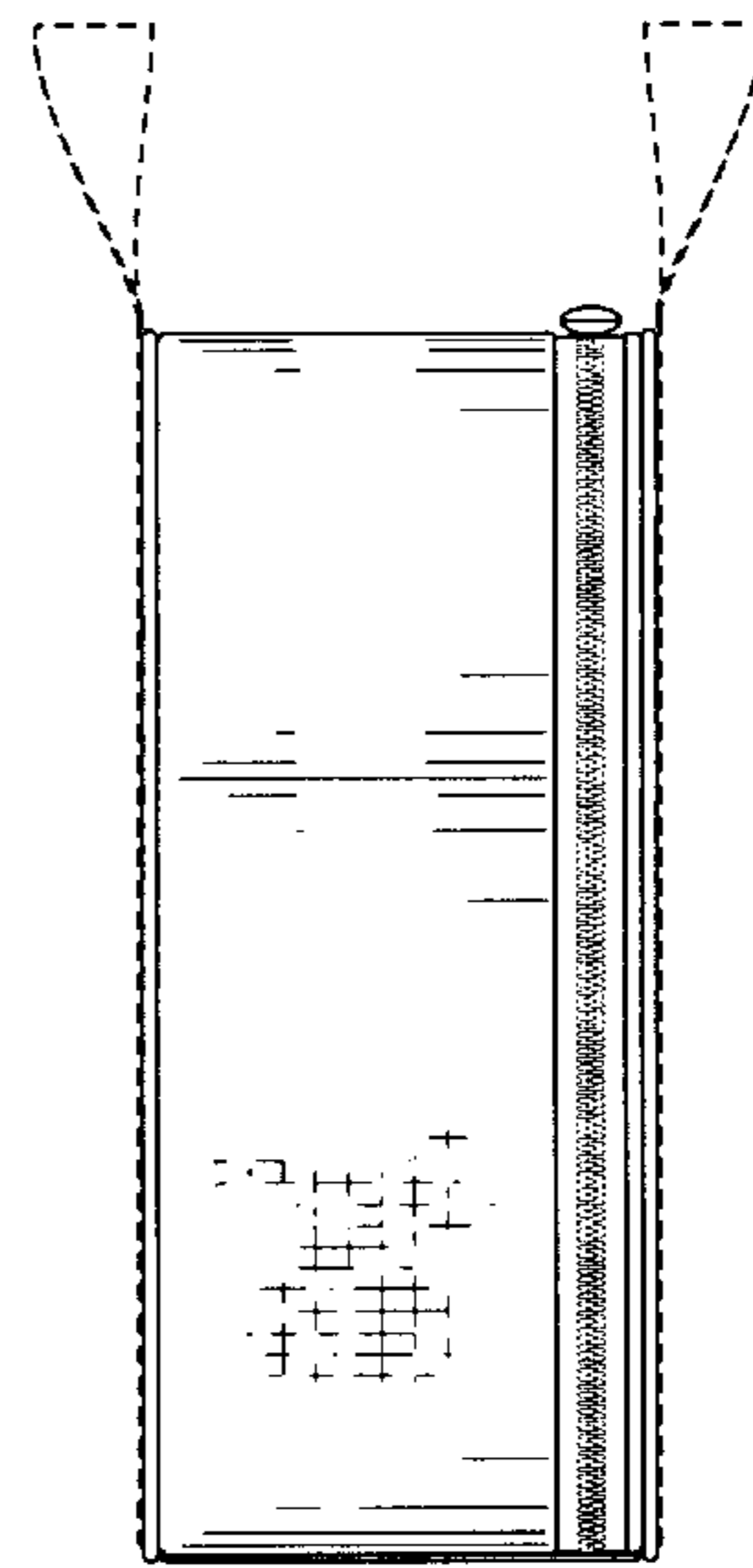


FIG. 5

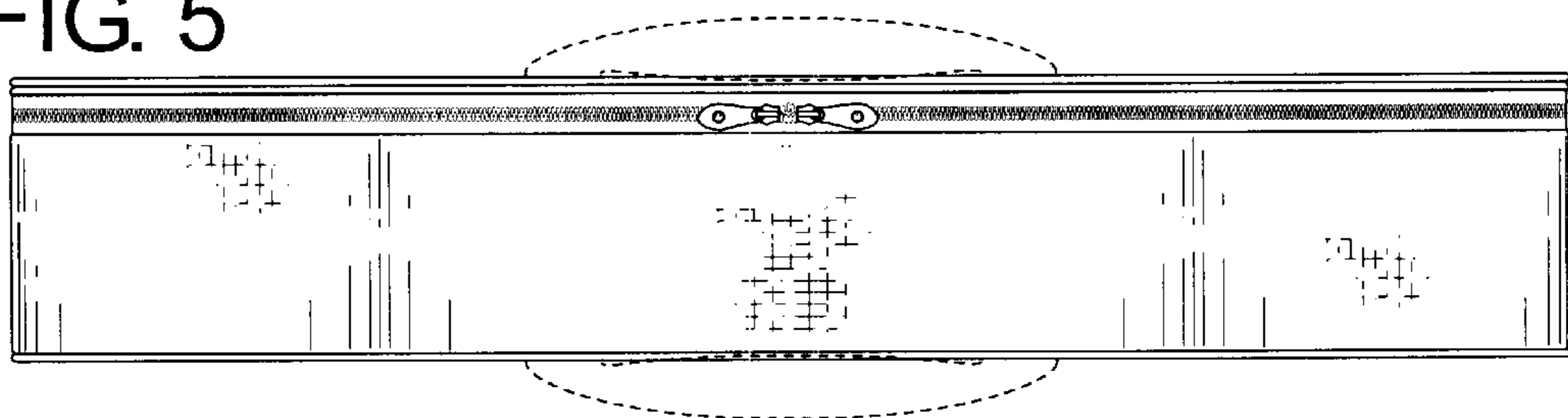


FIG. 6

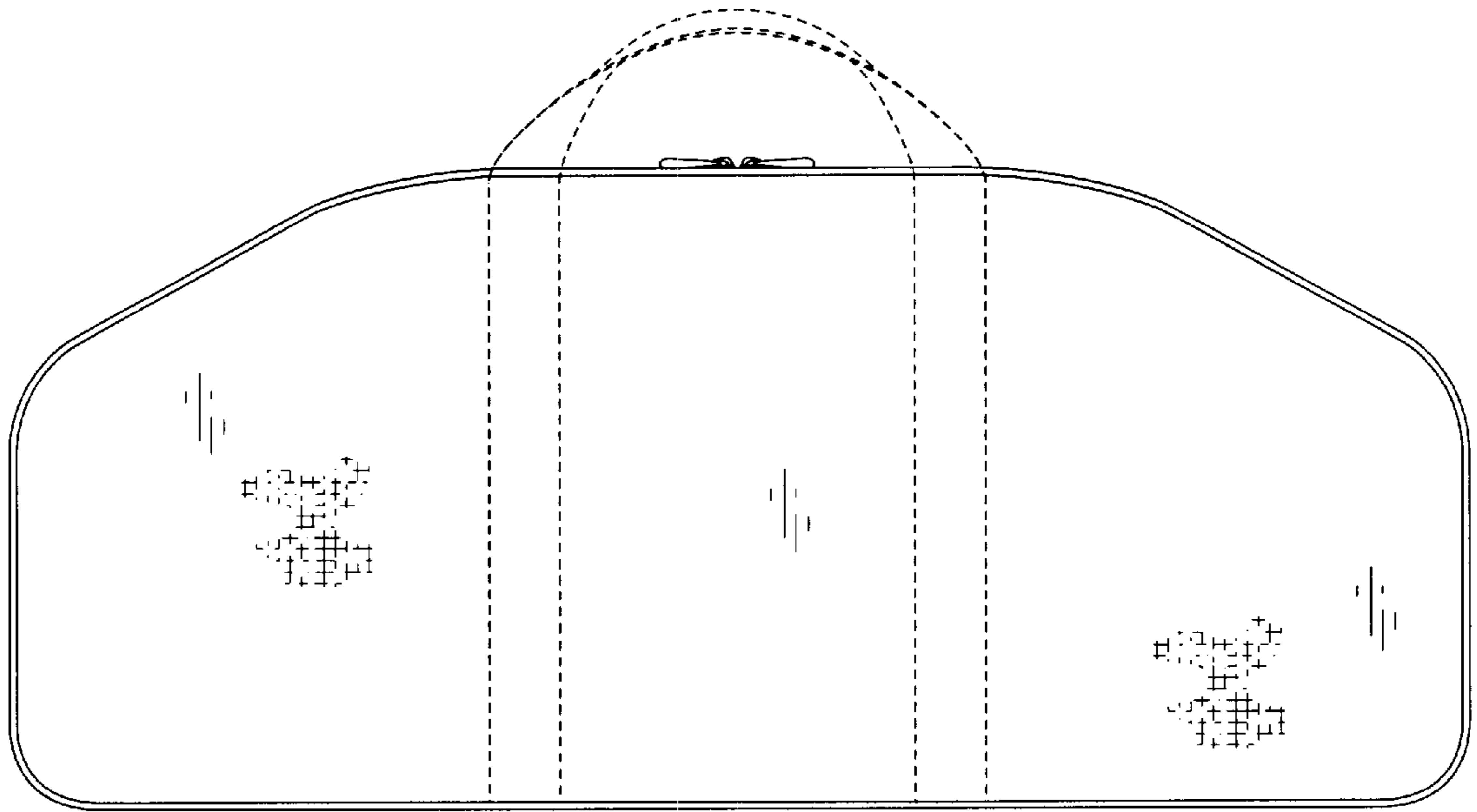


FIG. 7

