



US00D477707S

(12) **United States Design Patent**  
**Adams et al.**

(10) **Patent No.:** **US D477,707 S**

(45) **Date of Patent:** **\*\* Jul. 29, 2003**

(54) **FOOTWEAR OUTSOLE**

(75) **Inventors:** **Fiona J. Adams**, Santa Barbara, CA (US); **Salvatore Oliva**, Santa Barbara, CA (US)

(73) **Assignee:** **Global Brand Marketing, Inc.**, Santa Barbara, CA (US)

(\*\*) **Term:** **14 Years**

(21) **Appl. No.:** **29/174,761**

(22) **Filed:** **Jan. 24, 2003**

(51) **LOC (7) Cl.** ..... **02-09**

(52) **U.S. Cl.** ..... **D2/952; D2/951; D2/953; D2/954; D2/957; D2/959**

(58) **Field of Search** ..... **D2/946-949, 951-962, D2/967, 977; 36/22 R, 25 R, 32 A, 32 R, 59 R, 67 A, 67 B**

(56) **References Cited**

**U.S. PATENT DOCUMENTS**

D52,217 S	7/1918	Haynes	
D74,252 S	* 1/1928	Blair	
D99,934 S	* 6/1936	Fowler	
D117,383 S	* 10/1939	Perault	
2,394,454 A	* 2/1946	Kappeler	
D205,757 S	* 9/1966	Wakeland	
3,747,237 A	* 7/1973	Wilowski	36/59 C
D285,023 S	8/1986	Tong et al.	
D286,822 S	11/1986	Canon et al.	
D287,663 S	* 1/1987	Yung-Mao	D2/959
D290,782 S	* 7/1987	Grubel	D2/954
D294,424 S	* 3/1988	Brown et al.	D2/953
D301,659 S	* 6/1989	Le	D2/959
D321,975 S	12/1991	Arnulf et al.	
D349,392 S	8/1994	Noel	
D377,109 S	* 1/1997	Manfredi	D2/957
D382,692 S	* 8/1997	Carlson	D2/960
D390,691 S	2/1998	Kayano	

D394,542 S	5/1998	Wurfbain et al.	
D397,235 S	8/1998	Bouret	
D400,695 S	11/1998	Boatwalla	
D402,095 S	* 12/1998	Cretinon	D2/957
D403,143 S	12/1998	Gillespie	
D410,966 S	6/1999	Cretinon	
D414,023 S	9/1999	Cretinon et al.	
D414,319 S	9/1999	Werman	
D415,609 S	* 10/1999	Hlavacs	D2/959
D420,496 S	* 2/2000	Singer	D2/951
D427,757 S	7/2000	Ruth	
D429,873 S	8/2000	Ritter et al.	
D432,766 S	10/2000	von Conta	
D456,982 S	* 5/2002	Rogers	D2/957
D461,298 S	* 8/2002	Urie et al.	D2/955
D461,946 S	* 8/2002	Burt	D2/951
D466,682 S	* 12/2002	Ortuno Santa	D2/954
D468,083 S	* 1/2003	Morais	D2/960

\* cited by examiner

*Primary Examiner*—Celia Murphy

(74) *Attorney, Agent, or Firm*—Jeffer, Mangels, Butler & Marmaro LLP

(57) **CLAIM**

The ornamental design for a footwear outsole, as shown and described.

**DESCRIPTION**

FIG. 1 is a perspective view of a footwear outsole showing our new design;

FIG. 2 is a top plan view thereof;

FIG. 3 is a bottom thereof;

FIG. 4 is a right side elevational view thereof;

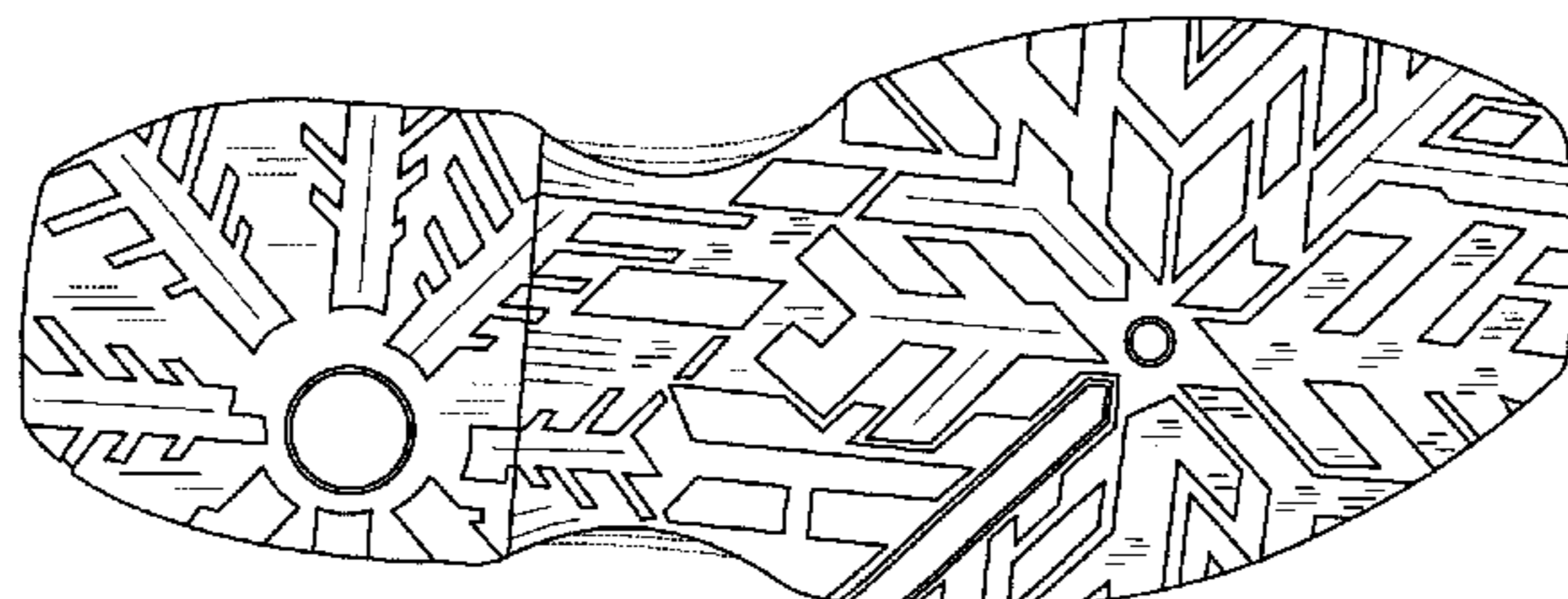
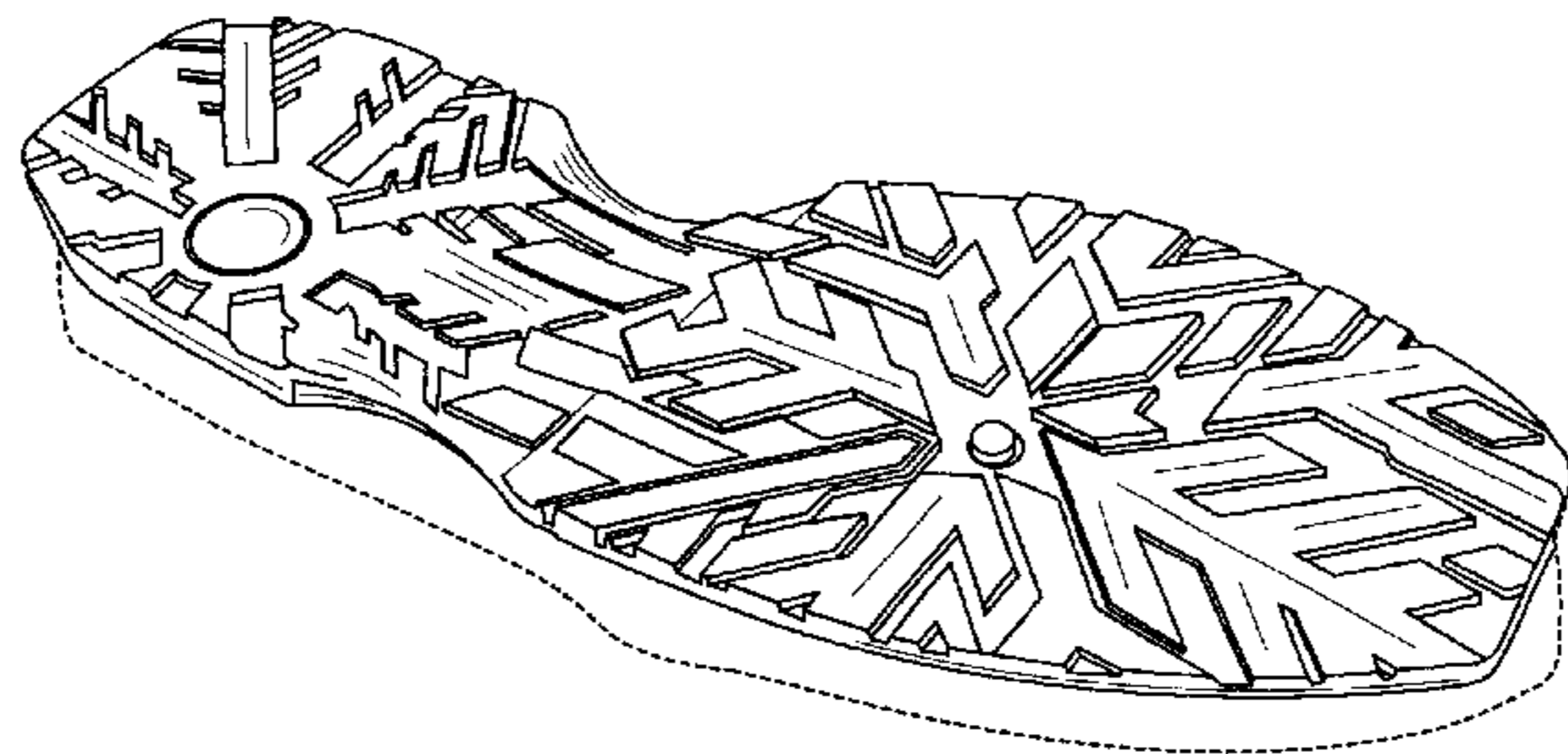
FIG. 5 is a left side elevational view thereof;

FIG. 6 is a rear elevational view thereof; and,

FIG. 7 is a front elevational view thereof.

The broken line showing the sole in the figures is for illustrative purposes only and forms no part of the claimed design.

**1 Claim, 3 Drawing Sheets**



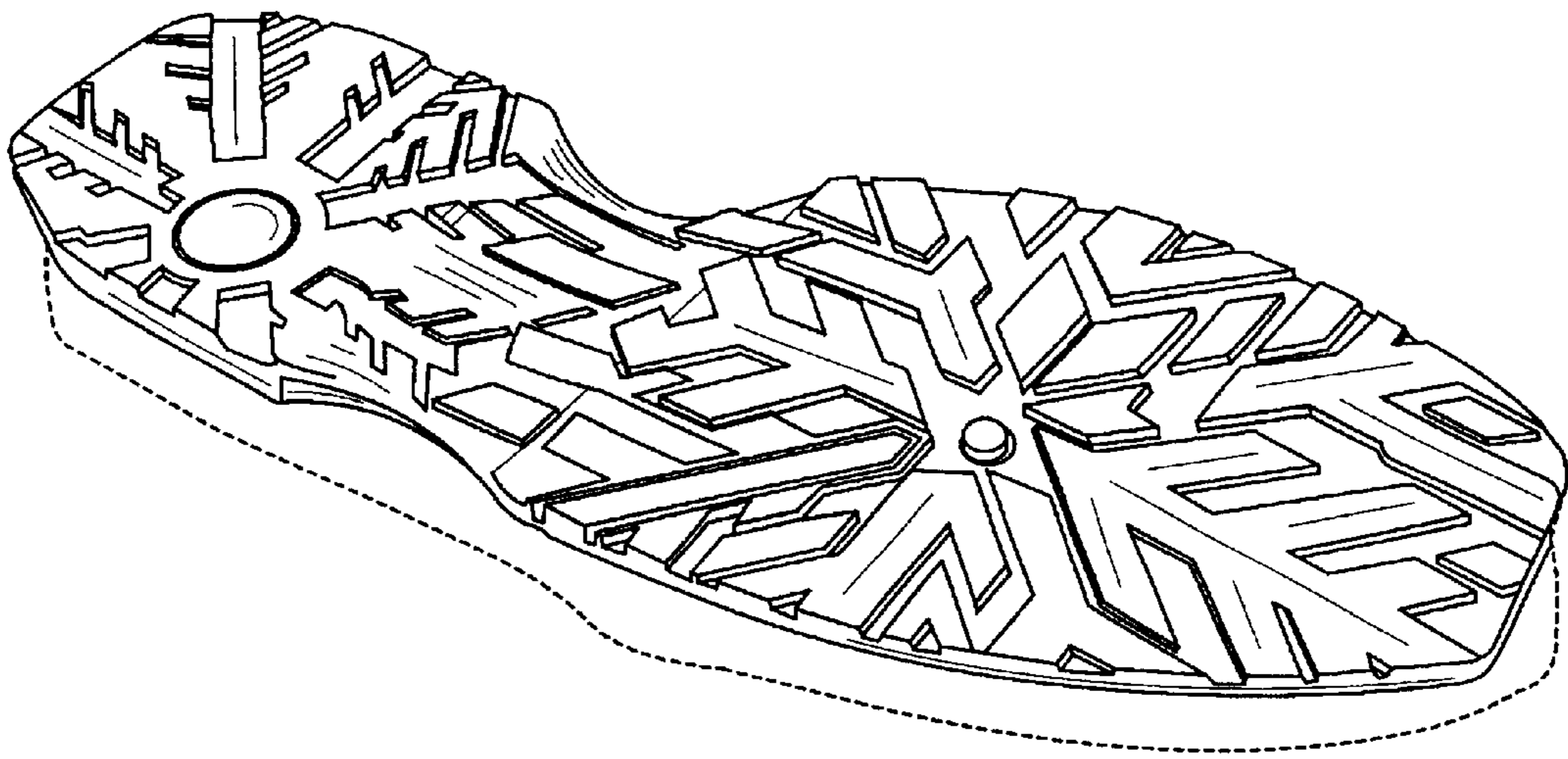


FIG. 1

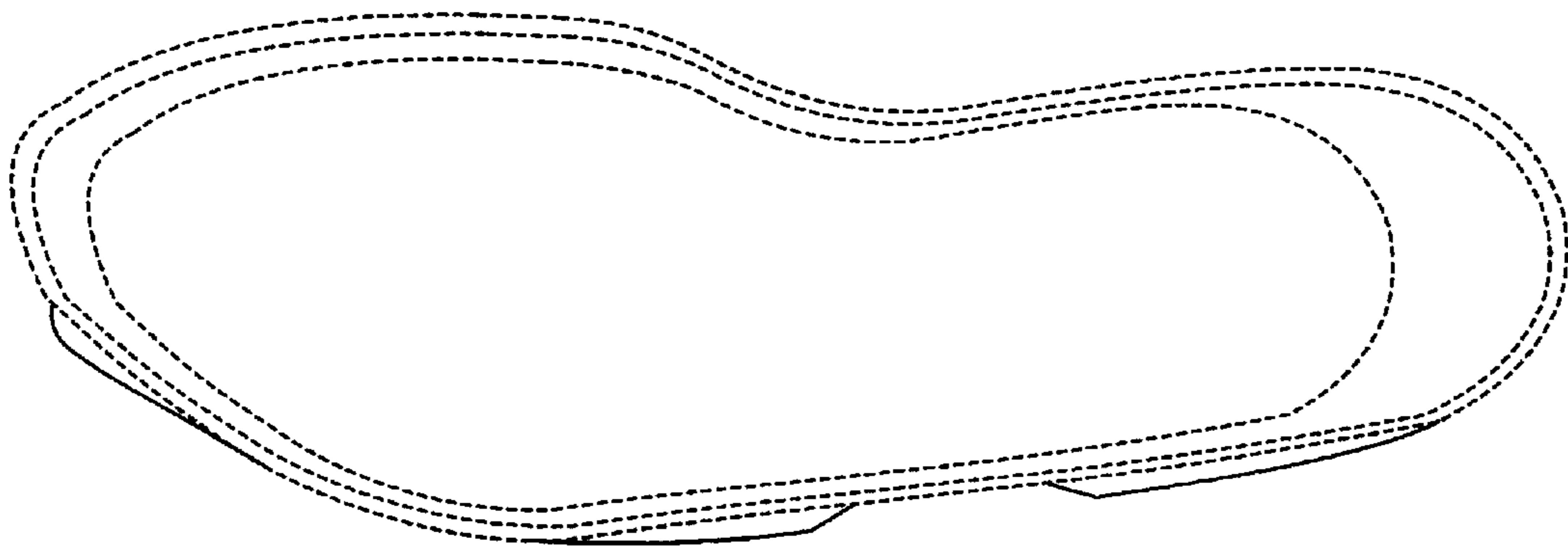


FIG. 2

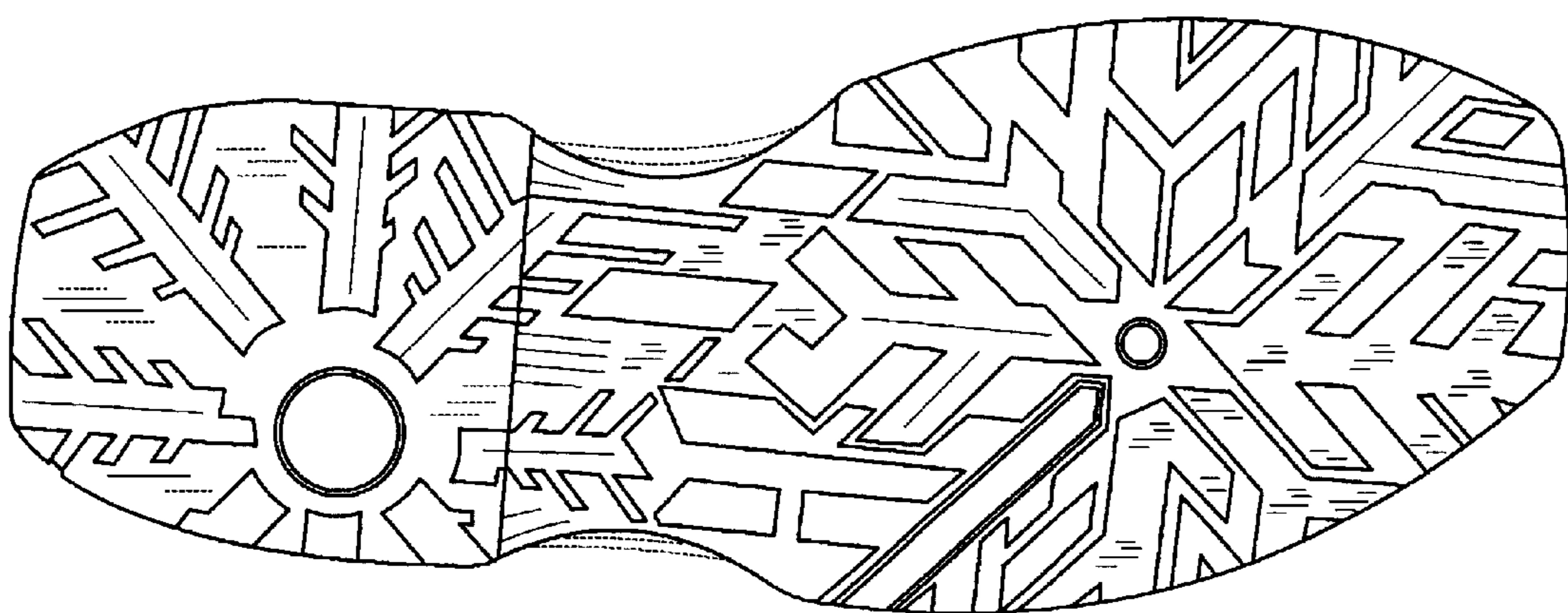


FIG. 3




FIG. 4

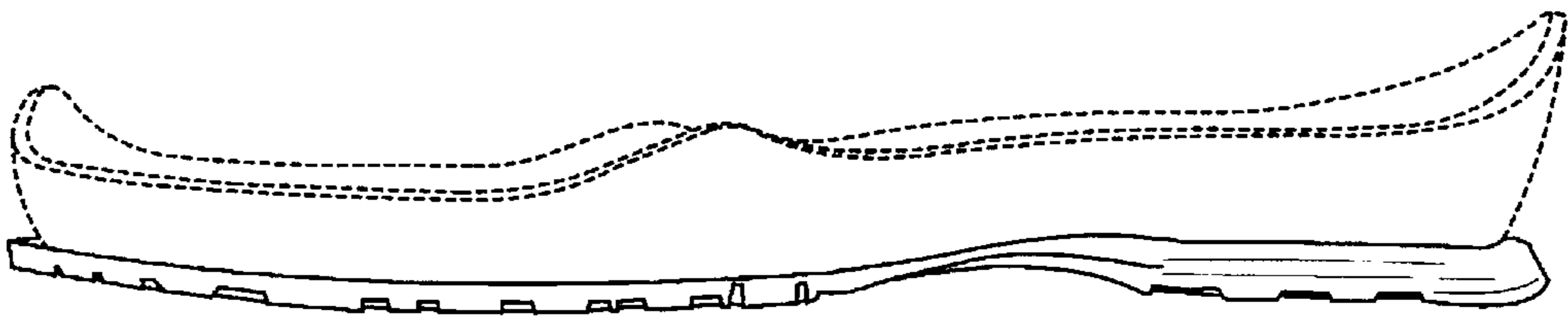


FIG. 5





FIG. 6



**FIG. 7**