



US00D477700S

(12) **United States Design Patent**
Chezzi

(10) **Patent No.:** **US D477,700 S**

(45) **Date of Patent:** **** Jul. 22, 2003**

(54) **SPONGE**

(75) **Inventor:** **Marco Chezzi**, San Paolo di Torriale (IT)

(73) **Assignee:** **Martini S.p.A.**, Coenzo di Sorbolo (IT)

(**) **Term:** **14 Years**

(21) **Appl. No.:** **29/166,167**

(22) **Filed:** **Aug. 23, 2002**

(30) **Foreign Application Priority Data**

Jun. 3, 2002 (WO) DM/060 437

(51) **LOC (7) Cl.** **07-05**

(52) **U.S. Cl.** **D32/40; D32/42**

(58) **Field of Search** D4/137; D28/63;
D32/42, 40, 52; 15/209.1, 244.1, 104.93,
104.94, 105, 118, 121, 210.1, 229.11, 229.12,
229.13

(56) **References Cited**

U.S. PATENT DOCUMENTS

1,822,725	A	*	9/1931	Cooper et al.	15/105
D220,074	S	*	3/1971	Morris	D4/137
4,627,129	A	*	12/1986	Wittes	15/244.4
D295,911	S	*	5/1988	Zogg	D32/40
D409,336	S	*	5/1999	Stein	D28/63
D450,165	S	*	11/2001	Osiecki et al.	D32/40

FOREIGN PATENT DOCUMENTS

JP	10-156293	*	6/1998	B08B/1/00
WO	WO 01/66330	*	9/2001	B29C/44/04

* cited by examiner

Primary Examiner—Alan P. Douglas

Assistant Examiner—Lavone D. Tabor

(74) *Attorney, Agent, or Firm*—Young & Thompson

(57) **CLAIM**

The ornamental design for a sponge, as shown.

DESCRIPTION

FIG. 1 is a top plan view of a first embodiment of a sponge showing my new design;

FIG. 2 is a left side elevational view thereof;

FIG. 3 is a top, front perspective view thereof;

FIG. 4 is a right side elevational view thereof;

FIG. 5 is a front elevational view thereof;

FIG. 6 is a rear elevational view thereof; and

FIG. 7 is a bottom plan view thereof.

FIG. 8 is a top plan view of a second embodiment of a sponge showing my new design;

FIG. 9 is a left side elevational view thereof;

FIG. 10 is a top, front perspective view thereof;

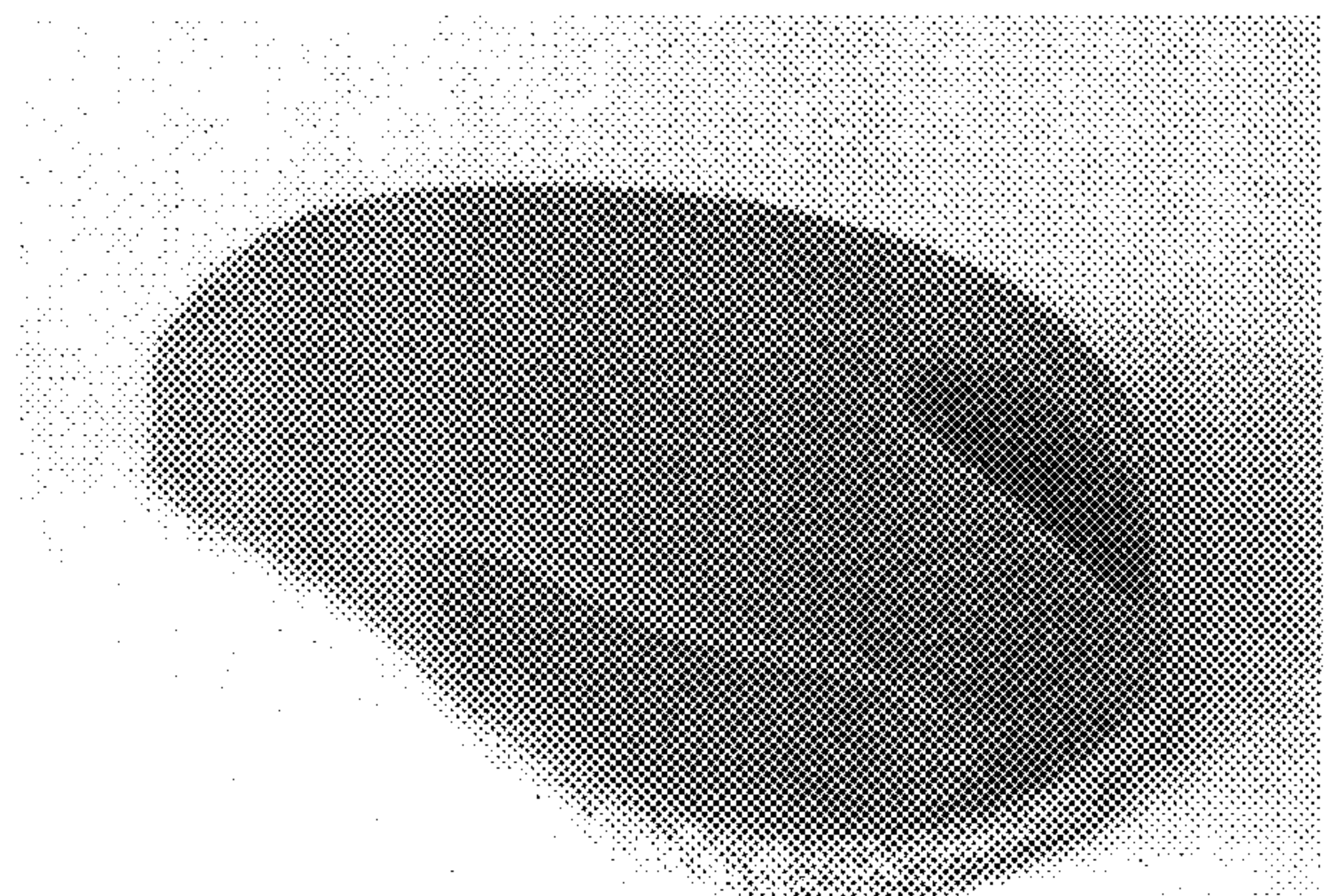

FIG. 11 is a right side elevational view thereof;

FIG. 12 is a front elevational view thereof;

FIG. 13 is a rear elevational view thereof; and,

FIG. 14 is a bottom plan view thereof.

1 Claim, 14 Drawing Sheets






FIG. 1




FIG. 2




FIG. 3

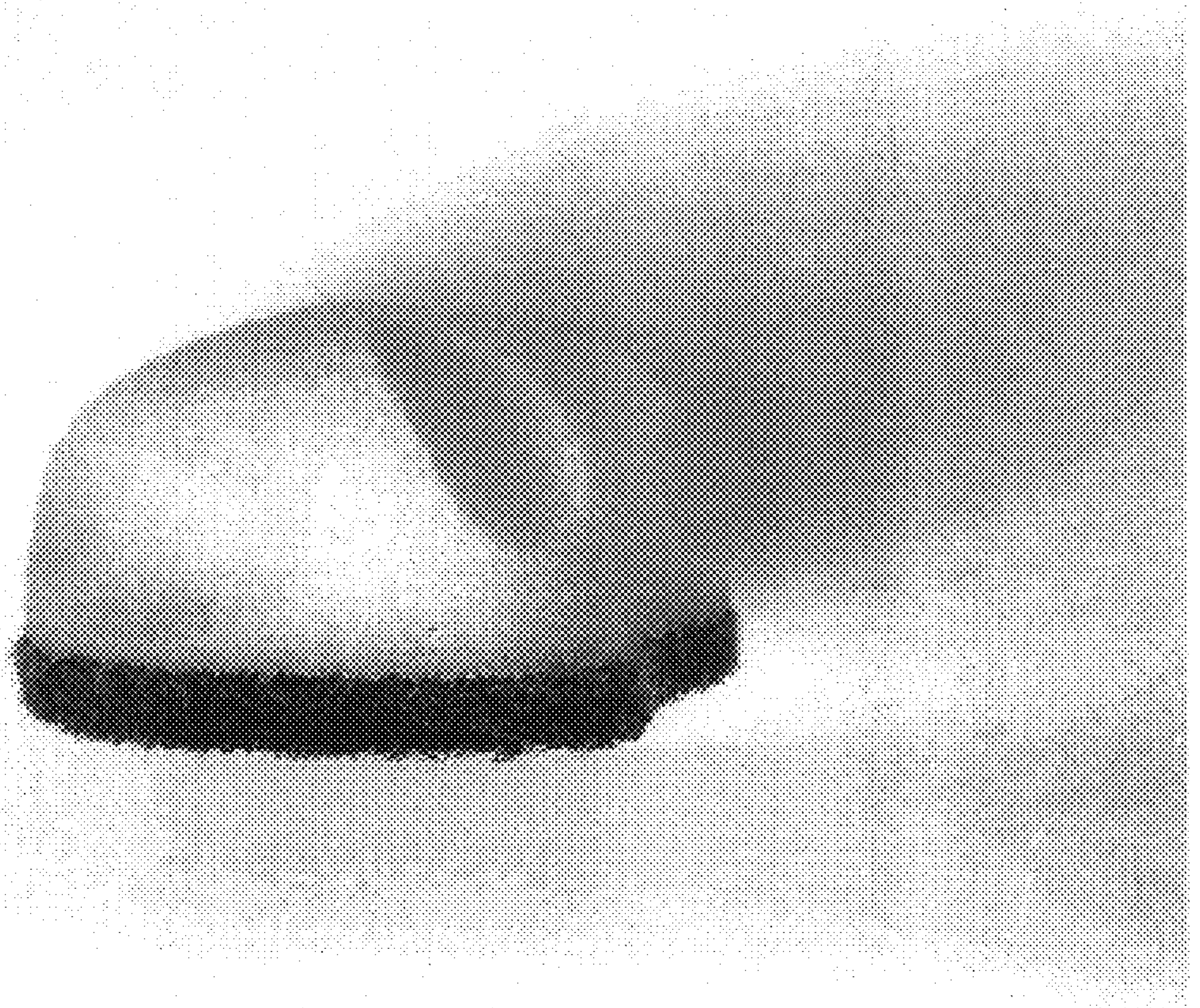


FIG. 4

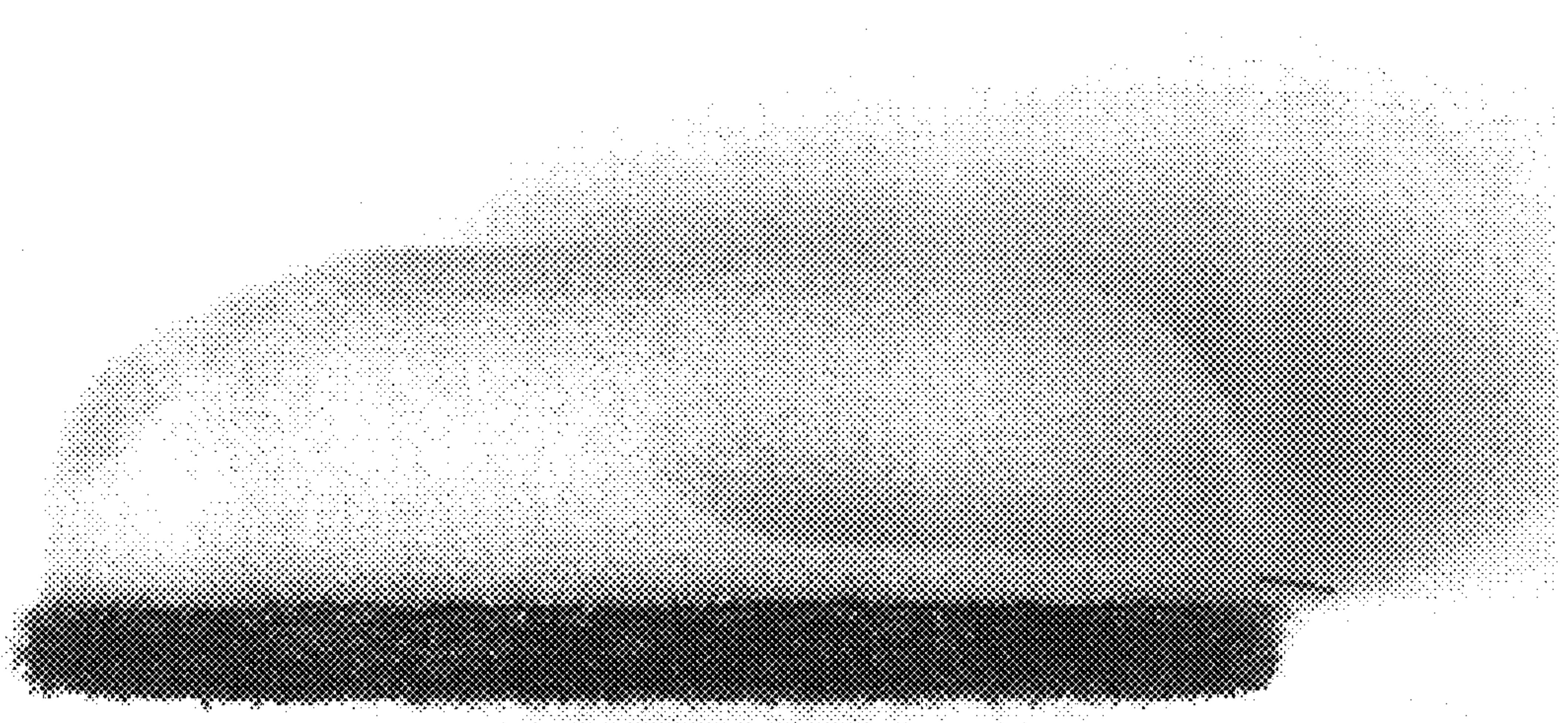


FIG. 5




FIG. 6




FIG. 7




FIG. 8

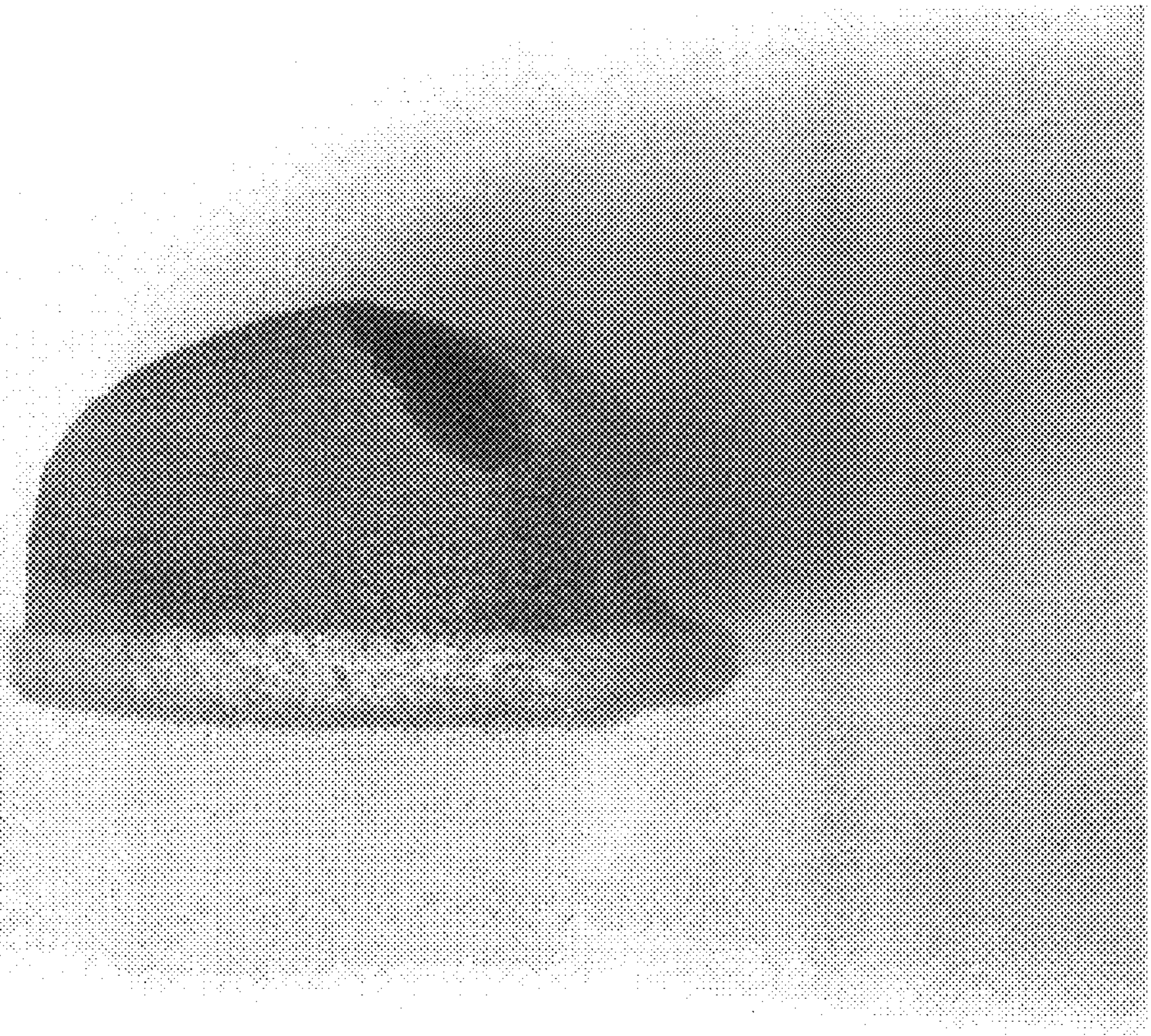


FIG. 9




FIG. 10




FIG. 11




FIG. 12




FIG. 13



FIG. 14