



US00D477677S

(12) **United States Design Patent**
Wu et al.

(10) **Patent No.:** **US D477,677 S**

(45) **Date of Patent:** **** Jul. 22, 2003**

(54) **TAIL LIGHT**

(75) Inventors: **Chuan-Shan Wu**, Tainan (TW);
Sung-Bo Hsu, Tainan (TW)

(73) Assignee: **TYC Brother Industrial Co., Ltd.**,
Tainan (TW)

(**) Term: **14 Years**

(21) Appl. No.: **29/165,704**

(22) Filed: **Aug. 16, 2002**

(51) **LOC (7) Cl.** **26-04**

(52) **U.S. Cl.** **D26/28**

(58) **Field of Search** D26/28-36; 362/61,
362/80, 81, 82, 83, 83.4, 267, 269, 275,
330-340

(56) **References Cited**

U.S. PATENT DOCUMENTS

D448,869 S * 10/2001 Horowitz D26/28

D450,142 S * 11/2001 Horowitz D26/28

D458,701 S * 6/2002 Horowitz D26/28

D467,364 S * 12/2002 Yang D26/28

* cited by examiner

Primary Examiner—Marcus A. Jackson

(74) *Attorney, Agent, or Firm*—Fitzpatrick, Cella, Harper
and Scinto

(57) **CLAIM**

The ornamental design for tail light, as shown and described.

DESCRIPTION

FIG. 1 is a perspective view of tail light showing the new
design;

FIG. 2 is a front elevational view thereof;

FIG. 3 is a rear elevational view thereof;

FIG. 4 is a left side elevational view thereof;

FIG. 5 is a right side elevational view thereof;

FIG. 6 is a top plan view thereof; and,

FIG. 7 is a bottom plan view thereof.

1 Claim, 4 Drawing Sheets






FIG. 1




FIG. 2




FIG. 3




FIG. 4




FIG. 5




FIG. 6

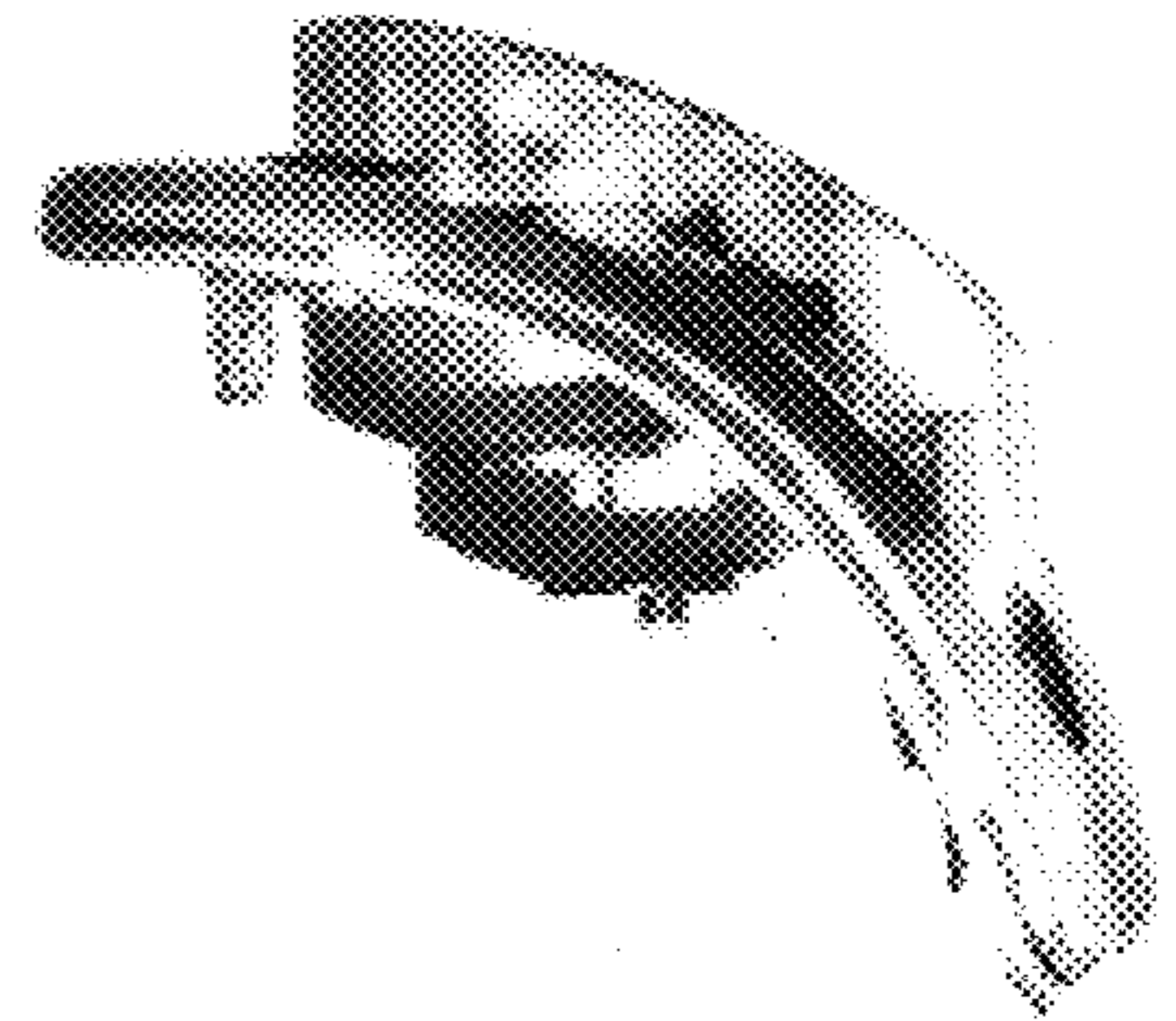


FIG. 7