



US00D477676S

(12) **United States Design Patent**
Horowitz

(10) **Patent No.:** **US D477,676 S**

(45) **Date of Patent:** **** Jul. 22, 2003**

(54) **TAIL LENS ASSEMBLY**

(75) **Inventor:** **Brian A. Horowitz**, Riverside, CA (US)

(73) **Assignee:** **American Products Company, Inc.**,
Corona, CA (US)

(**) **Term:** **14 Years**

D448,098 S	9/2001	Horowitz	
D448,869 S	10/2001	Horowitz	
D449,123 S	10/2001	Horowitz	
D449,898 S	10/2001	Horowitz	
6,296,382 B1	10/2001	Hamelbeck	
D450,142 S	11/2001	Horowitz	
D460,574 S	* 7/2002	Horowitz D26/28
D461,919 S	* 8/2002	Horowitz D26/28
D468,462 S	* 1/2003	Horowitz D26/28

(21) **Appl. No.:** **29/164,445**

(22) **Filed:** **Jul. 23, 2002**

(65) **Prior Publication Data**

(65)

Related U.S. Application Data

(63) Continuation of application No. 29/147,157, filed on Aug. 21, 2001, now Pat. No. Des. 461,919.

(51) **LOC (7) Cl.** **26-04**

(52) **U.S. Cl.** **D26/28**

(58) **Field of Search** D26/28-36; 362/61,
362/80, 81, 82, 83, 83.4, 267, 269, 275,
330-340

(56) **References Cited**

U.S. PATENT DOCUMENTS

D382,659 S	8/1997	Kaloustian
D388,200 S	12/1997	Tomforde et al.
D388,897 S	1/1998	Tomforde et al.
D389,256 S	1/1998	Sacco et al.
D396,310 S	7/1998	Sacco et al.
D399,983 S	10/1998	Cadotte et al.
D406,910 S	3/1999	Bangle
D409,772 S	5/1999	Bangle
D412,214 S	7/1999	Hejtmanek
D412,587 S	8/1999	Bangle
D413,400 S	8/1999	Bangle
D416,638 S	11/1999	Horbury et al.
D427,363 S	6/2000	Sacco et al.
D429,353 S	8/2000	Pfeiffer
D439,995 S	4/2001	Nakazawa et al.
D440,331 S	4/2001	Nakazawa et al.
6,243,008 B1	6/2001	Korabiak

OTHER PUBLICATIONS

Advertisement—Stillen Sports Cars from Sport Compact Car, vol. 13, No. 3, Mar. 2001.

Photograph of rear ¾ view of 2000 Ford F-150 stepside truck, prior to Aug. 21, 2001.

(List continued on next page.)

Primary Examiner—Marcus A. Jackson

(74) *Attorney, Agent, or Firm*—Knobbe Martens Olson & Bear LLP

(57) **CLAIM**

The ornamental design for a tail lens assembly, as shown and described.

DESCRIPTION

FIG. 1 is a front-left perspective view of a preferred embodiment of the tail lens assembly according to the present design;

FIG. 2 is a partially exploded front-left perspective view of the tail lens assembly of FIG. 1, illustrating the cover of the tail lens assembly removed;

FIG. 3 is a front elevational view of the tail lens assembly of FIG. 1;

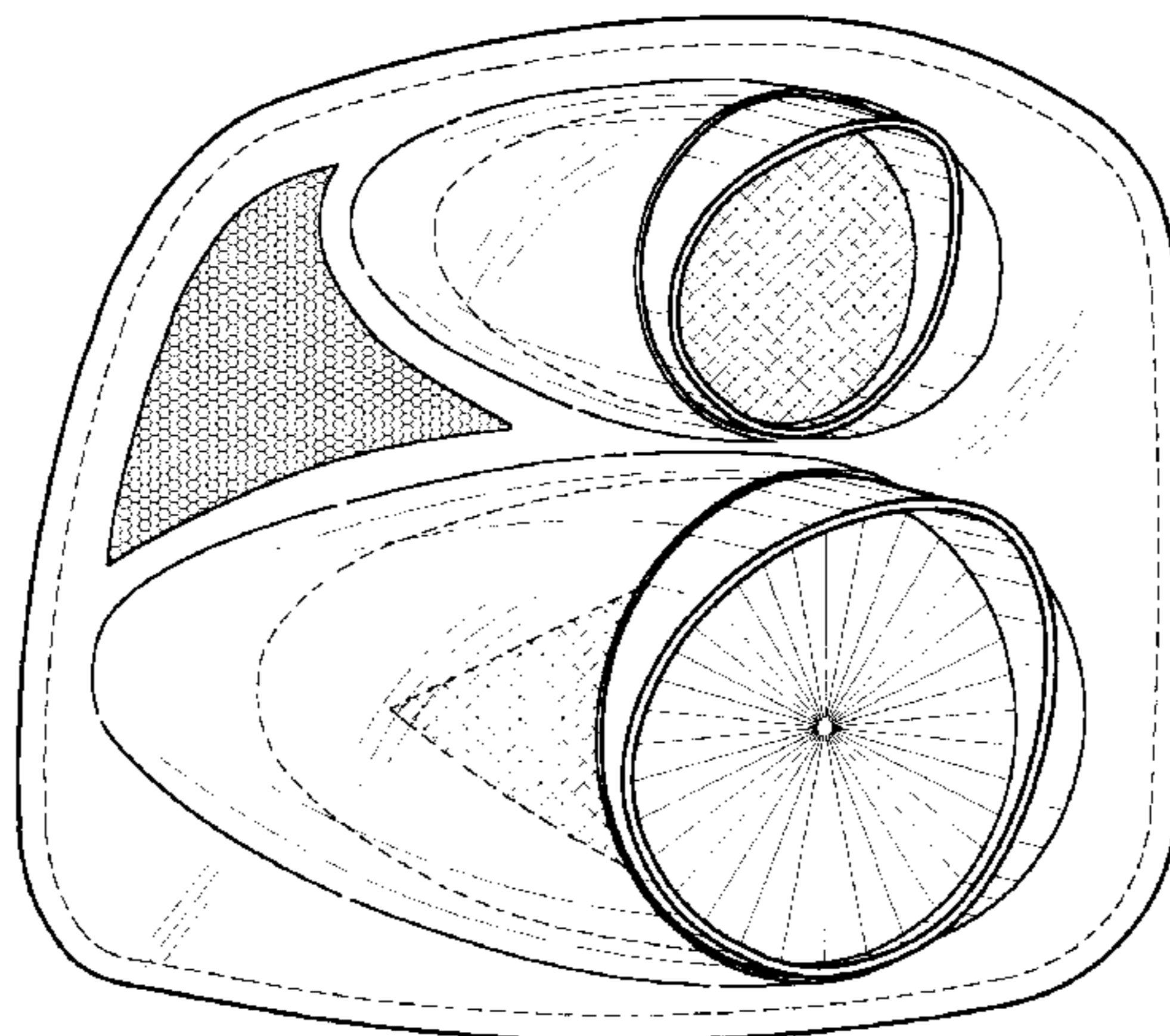
FIG. 4 is a left-side elevational view of the tail lens assembly of FIG. 1;

FIG. 5 is a top view of the tail lens assembly of FIG. 1; and,

FIG. 6 is a front-left perspective view of the tail lens assembly of FIG. 1, illustrating the tail lens assembly installed on a vehicle.

Phantom lining, where used, is for illustrative purposes only and is not intended to limit the claimed design to the features shown in phantom.

1 Claim, 4 Drawing Sheets



OTHER PUBLICATIONS

Three photographs of rear view of Chevy S-10 truck, prior to Jul. 25, 2001.

Three photographs of rear view of Acura Integra automobile, prior to Jul. 25, 2001.

Three photographs of rear view of Dodge Neon automobile, prior to Jul. 25, 2001.

Three photographs of rear view of Honda Accord automobile, prior to Jul. 25, 2001.

Three photographs of rear view of Honda Civic automobile, prior to Jul. 25, 2001.

Three photographs of rear view of Chevrolet C/K truck, prior to Jul. 25, 2001.

American Products Company 2000 Catalog, p. 9, published Oct. 21, 1999.

American Products Company 2001 Catalog, pp. 10-13, published Oct. 10, 2000.

Promotional material from Sigma Polyurethane International, prior to Jul. 25, 2001.

Toucan Industries, Inc. 2001 Catalog, p. 25, prior to Oct. 30, 2000.

Three photographs of rear view of Chevy S-10 truck, prior to Jul. 25, 2001.

* cited by examiner

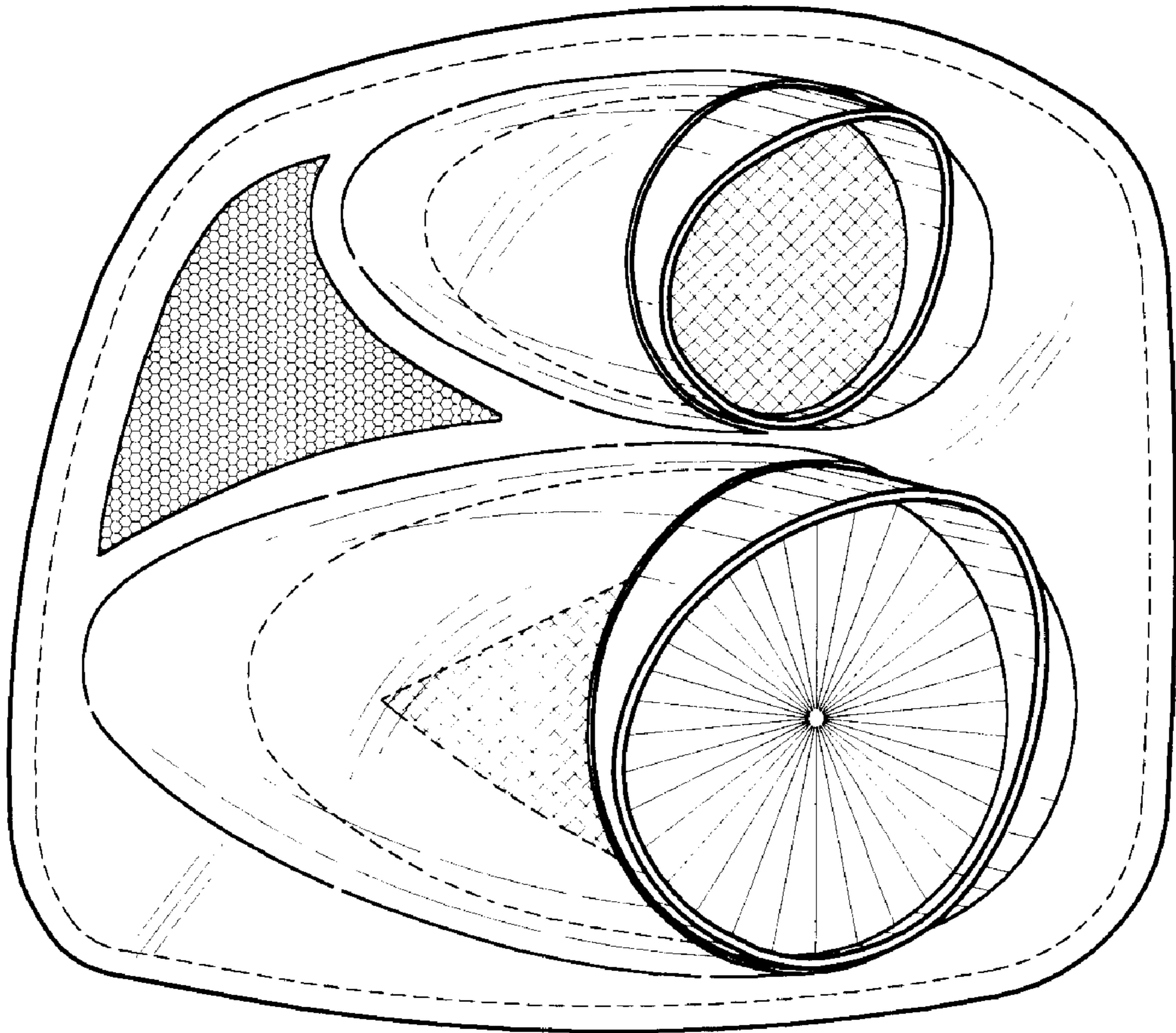


FIG. 1

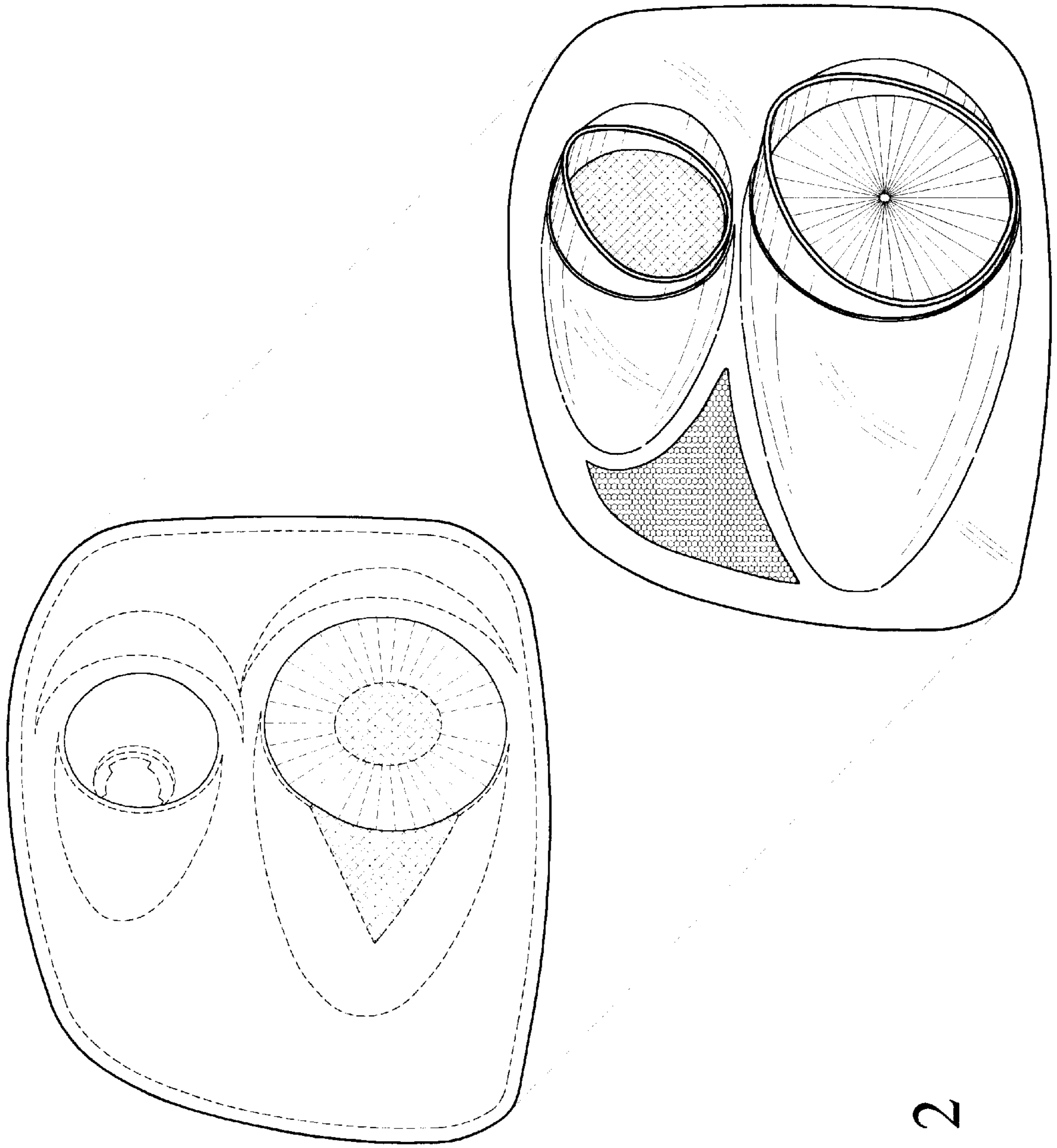


FIG. 2

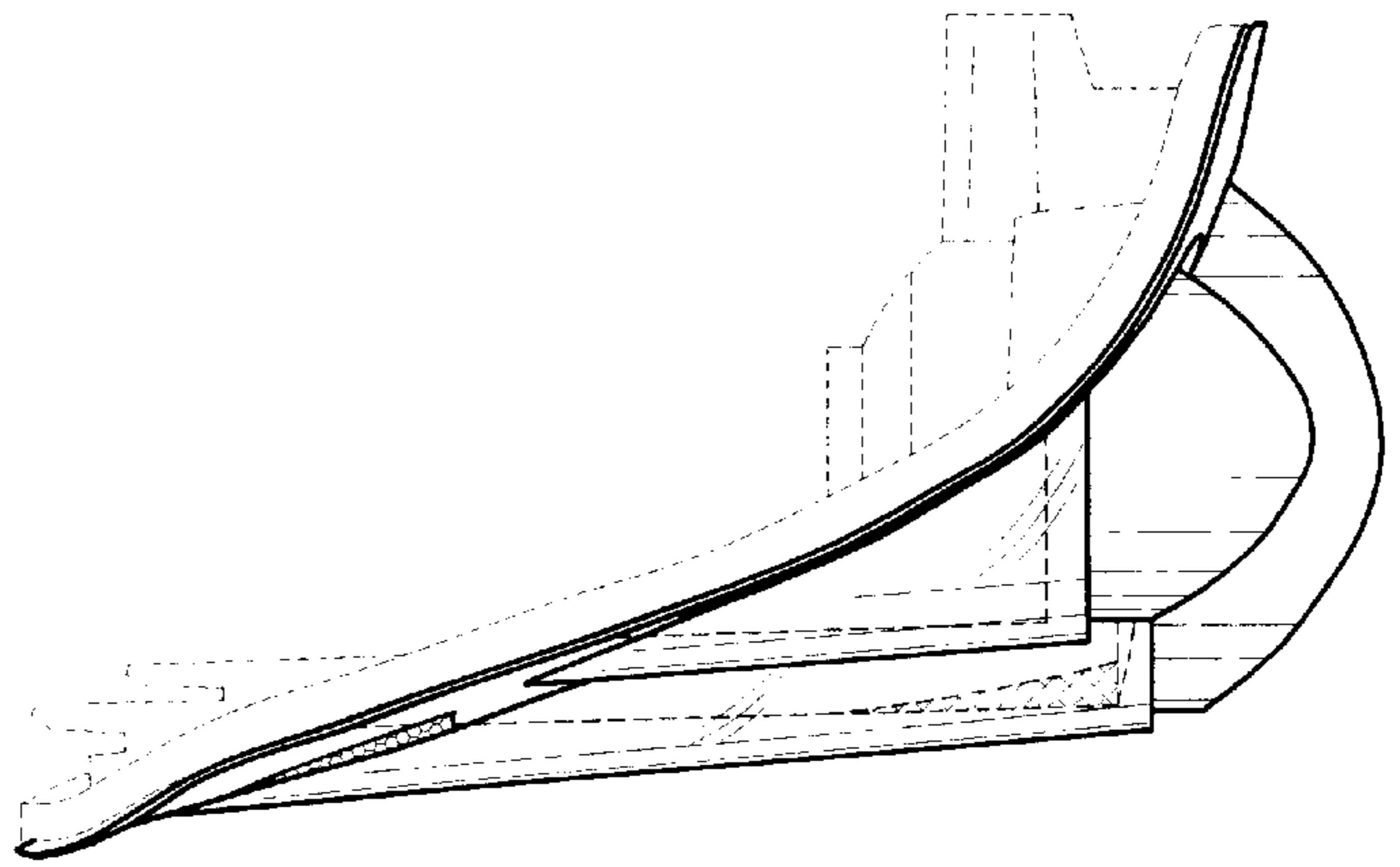


FIG. 5

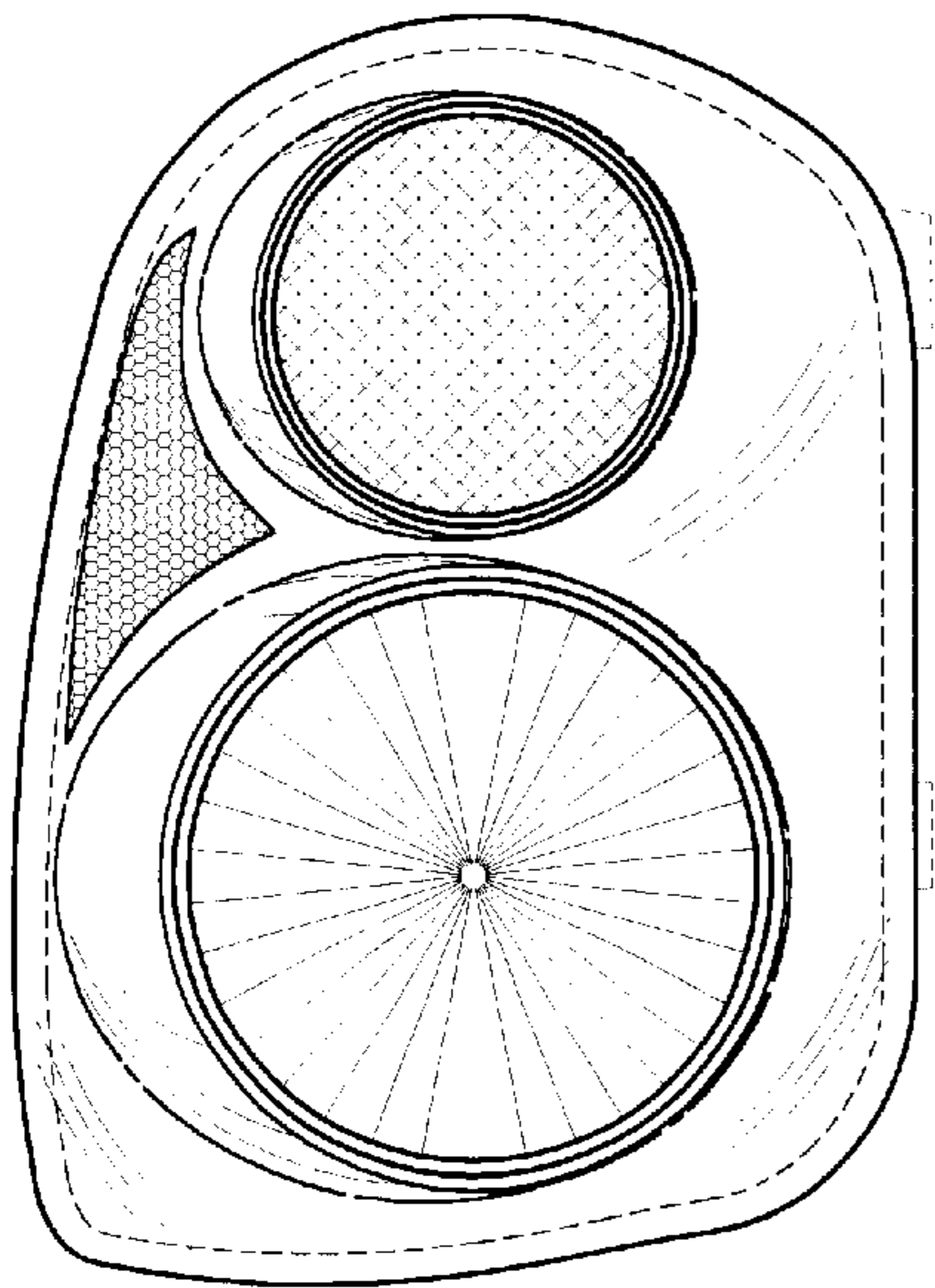


FIG. 3

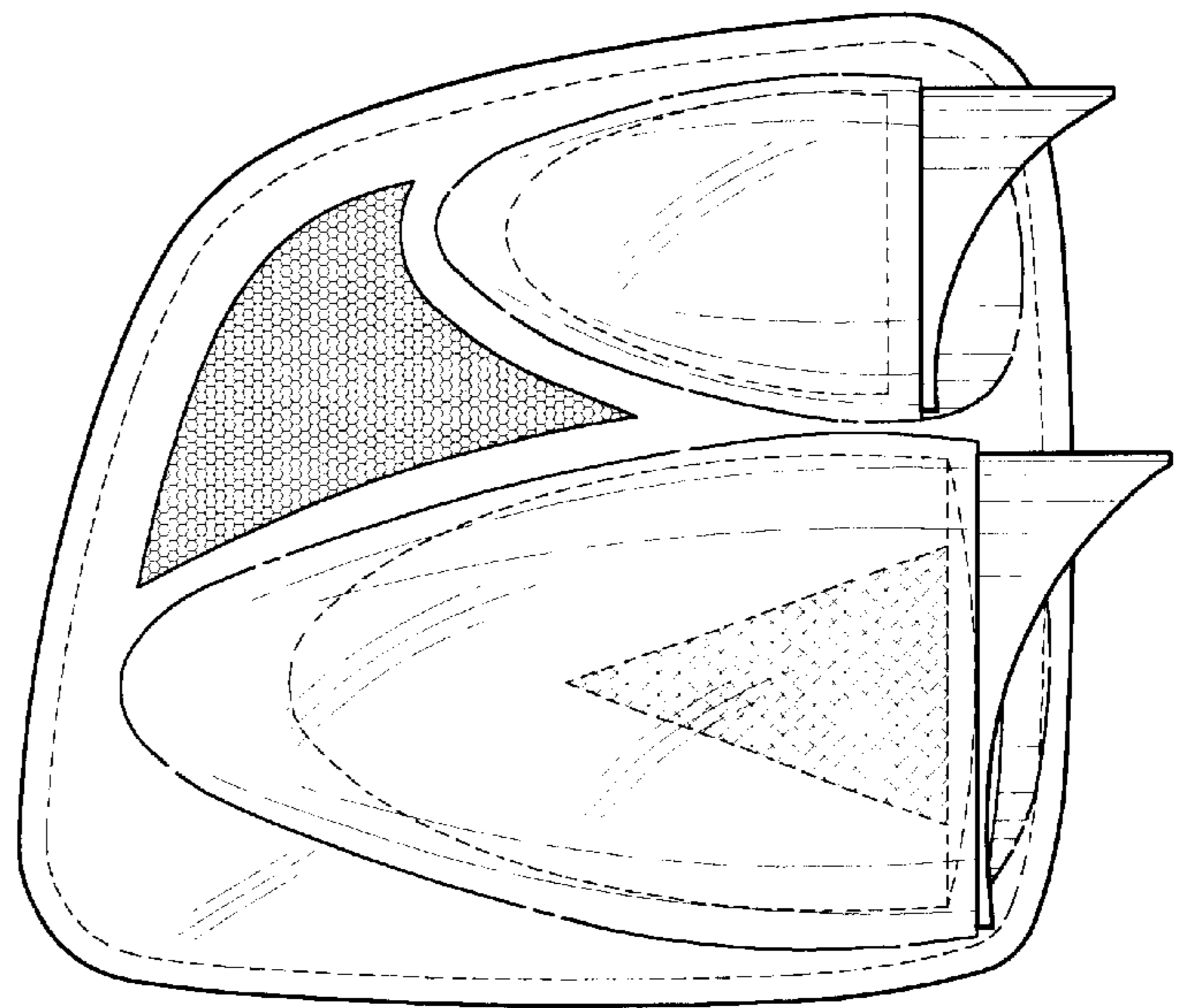


FIG. 4

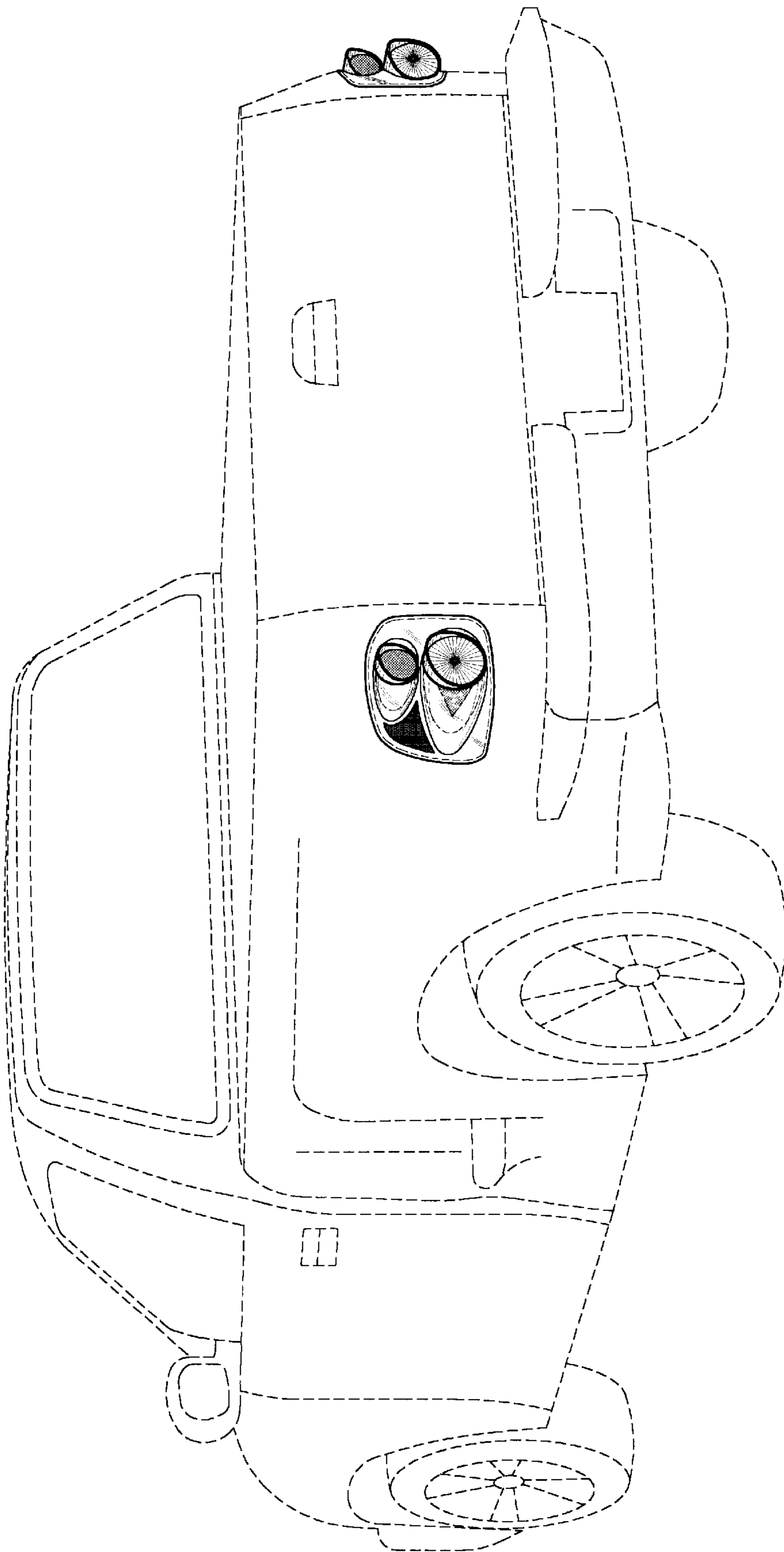


FIG. 6