



US00D477675S

(12) **United States Design Patent**
Pappas

(10) **Patent No.:** **US D477,675 S**

(45) **Date of Patent:** **** *Jul. 22, 2003**

(54) **CANDLE**

(75) **Inventor:** **George G. Pappas**, Norwich, OH (US)

(73) **Assignee:** **Lumi-Lite Candle Company, Inc.**,
Norwich, OH (US)

(*) **Notice:** This patent is subject to a terminal disclaimer.

(**) **Term:** **14 Years**

(21) **Appl. No.:** **29/168,109**

(22) **Filed:** **Sep. 26, 2002**

(51) **LOC (7) Cl.** **26-04**

(52) **U.S. Cl.** **D26/6**

(58) **Field of Search** D26/6, 7; 431/288,
431/291, 125-6

(56) **References Cited**

U.S. PATENT DOCUMENTS

2,541,725 A	*	2/1951	Sundell	431/288
D458,394 S	*	6/2002	Leeds	D26/6
D459,820 S	*	7/2002	Leeds	D26/6

OTHER PUBLICATIONS

Easy-To-Make Candles catalog 1979; layered candles.*

* cited by examiner

Primary Examiner—Robin V. Taylor

(74) *Attorney, Agent, or Firm*—Frank H. Foster; Kremblas, Foster, Phillips & Pollick

(57) **CLAIM**

The ornamental design for a candle, as shown.

DESCRIPTION

FIG. 1 is a view in perspective of a candle showing my new design.

FIG. 2 is a front view thereof.

FIG. 3 is a side view thereof.

FIG. 4 is a top view thereof.

FIG. 5 is a bottom view thereof.


FIG. 6 is a view in perspective of an alternative embodiment of the invention.

FIG. 7 is a front view of the embodiment of FIG. 6; and,

FIG. 8 is a top view of the embodiment of FIG. 6.

The contrast and shading disclosed on the claimed design is intended to illustrate the surface contrast.

1 Claim, 2 Drawing Sheets






FIG. 1

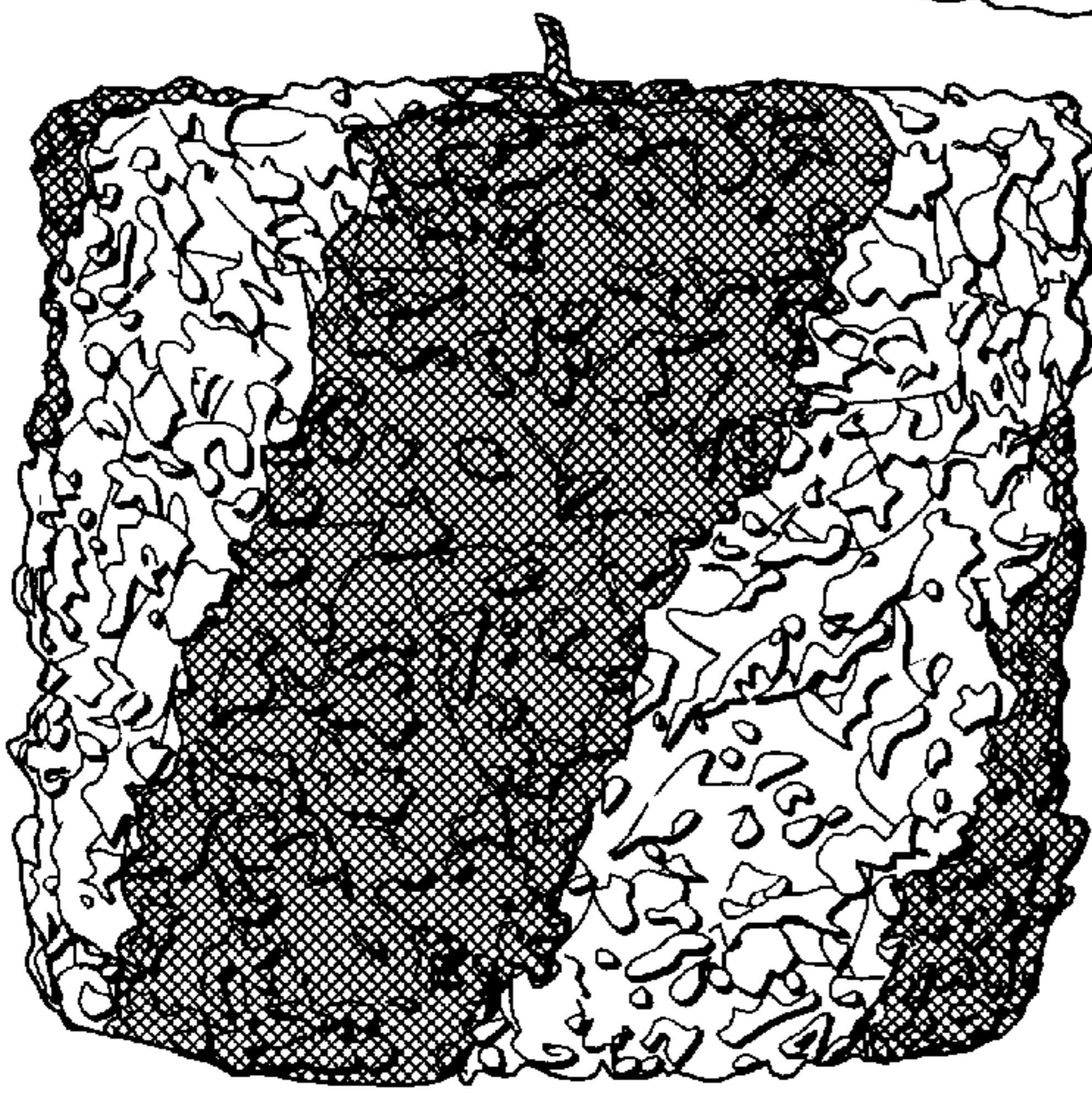


FIG. 2

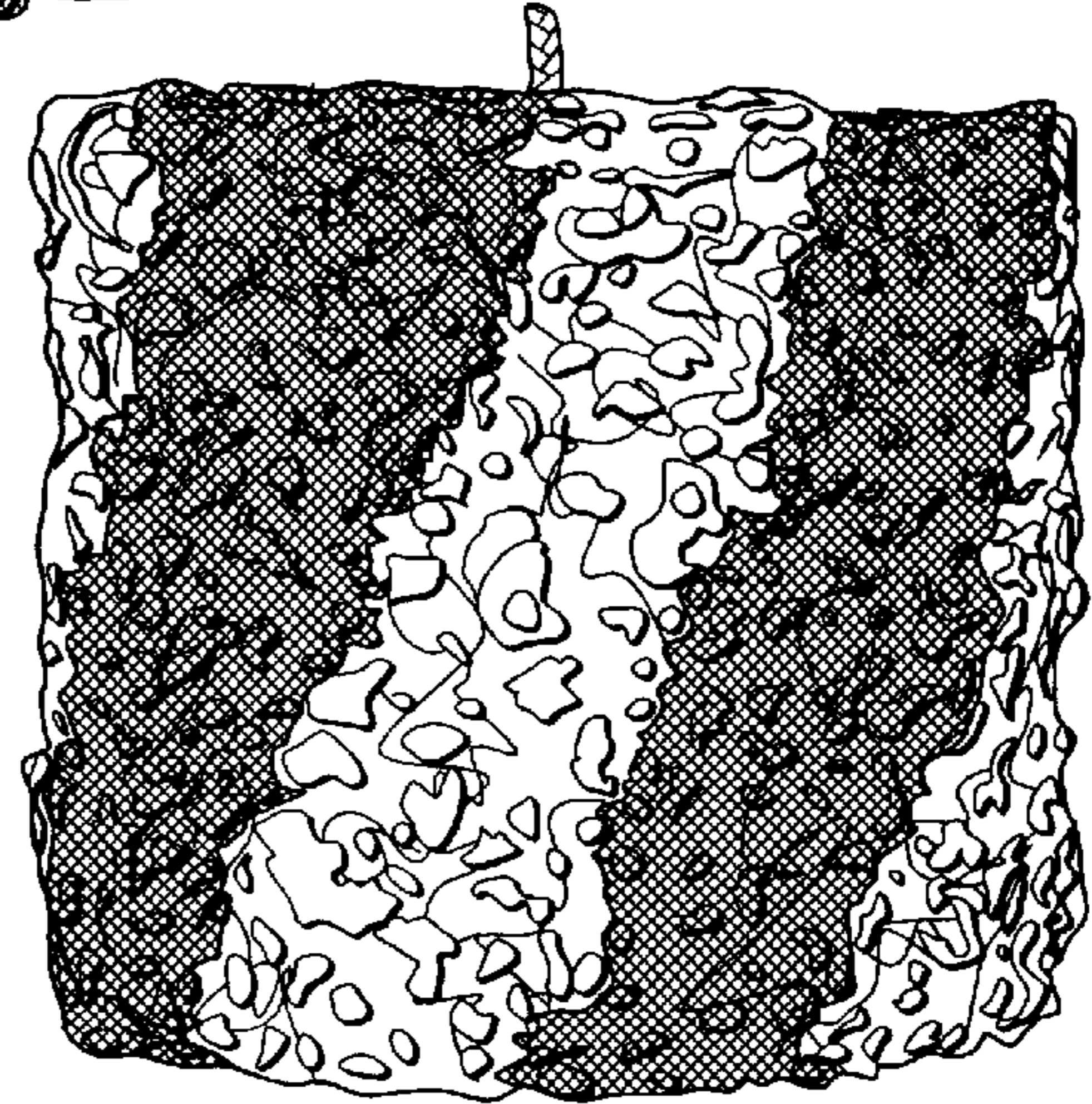


FIG. 3

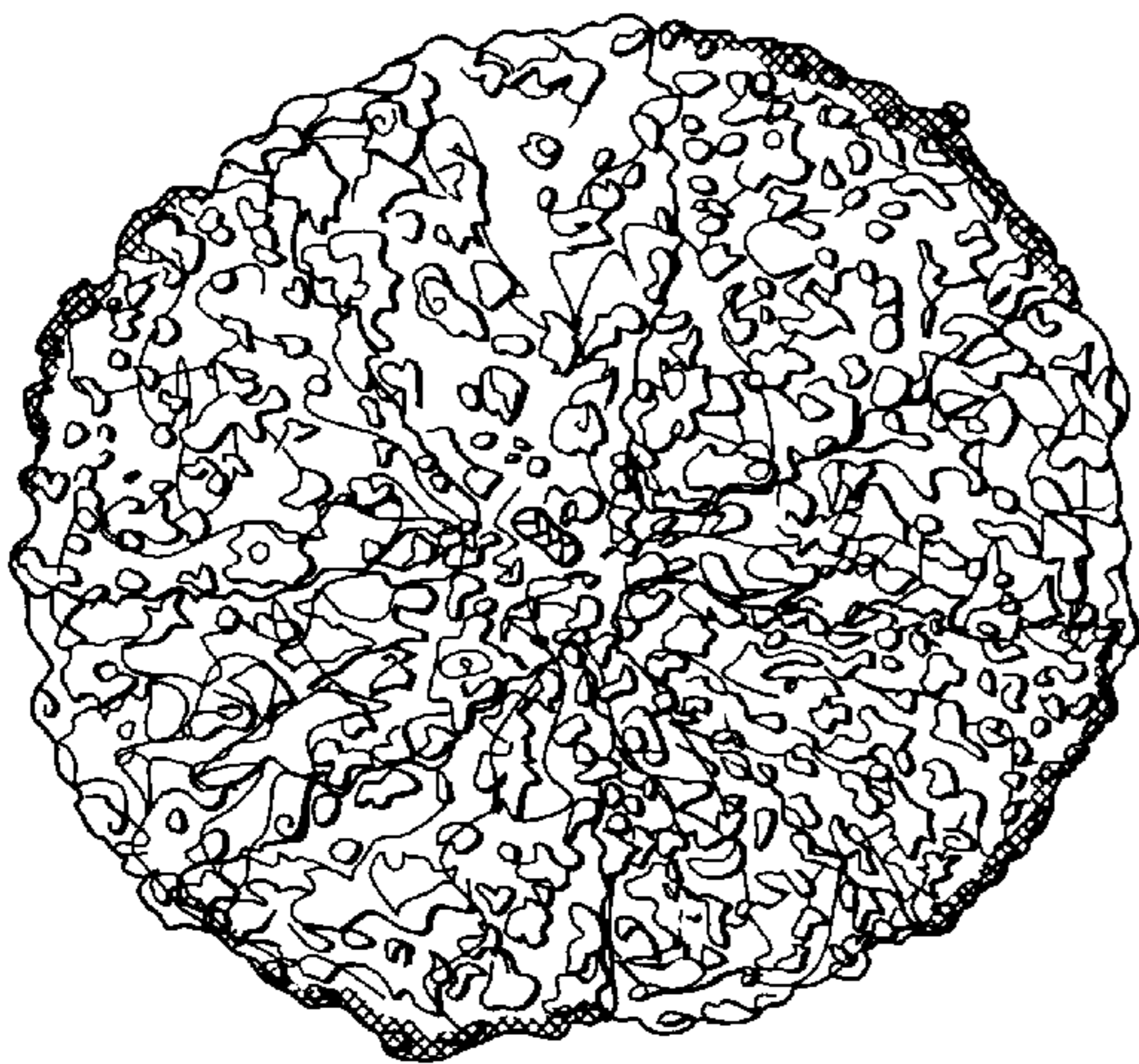


FIG. 4

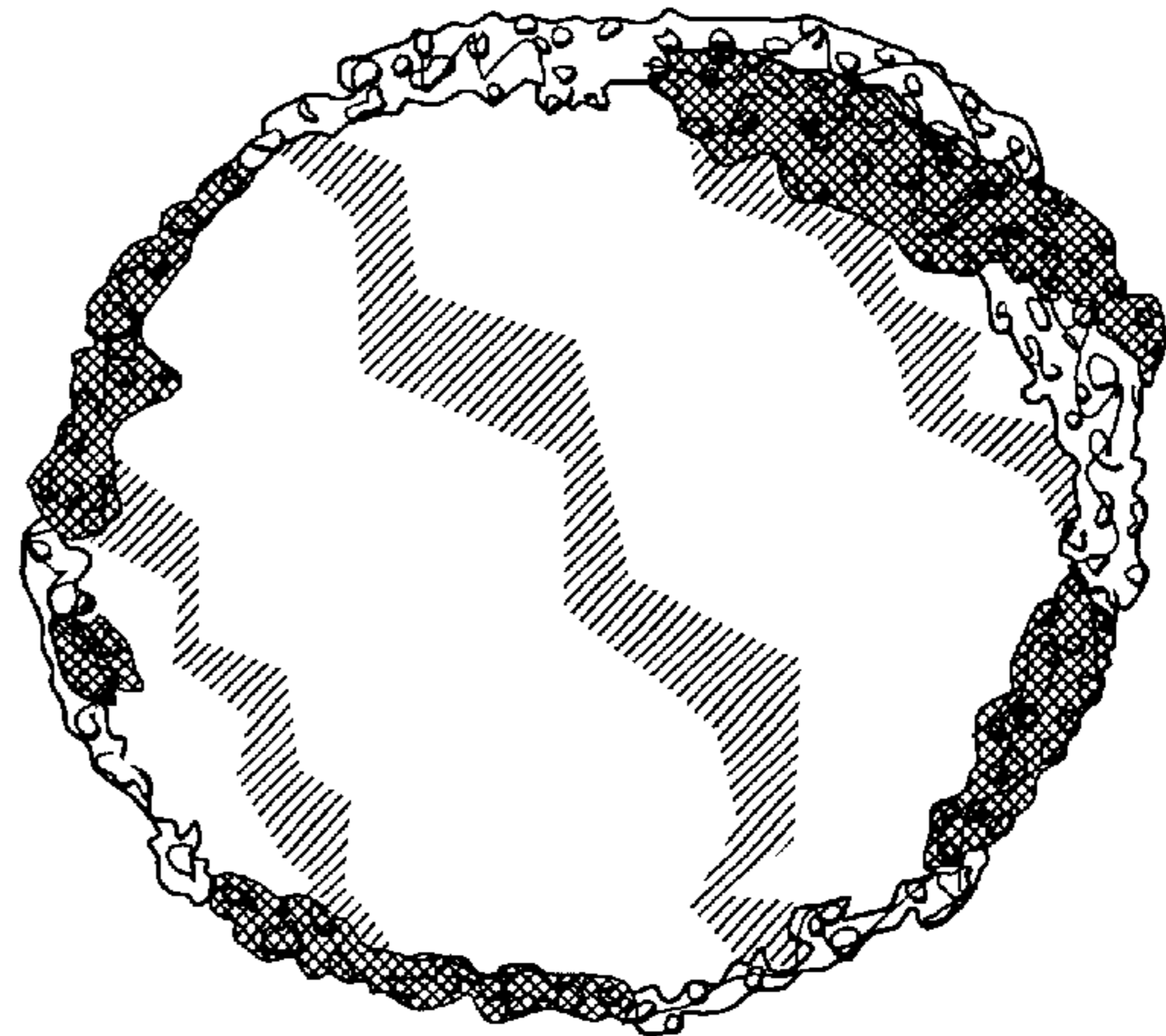


FIG. 5




FIG. 6




FIG. 7




FIG. 8