



US00D477674S

(12) **United States Design Patent** (10) **Patent No.:** **US D477,674 S**
Brandon (45) **Date of Patent:** **** Jul. 22, 2003**

(54) **COLUMN**

* cited by examiner

(75) Inventor: **John Bradford Brandon**, Attica, NY (US)

Primary Examiner—Doris Clark
(74) *Attorney, Agent, or Firm*—Coats & Bennett, P.L.L.C.

(73) Assignee: **Rutt Handrafted Cabinetry, LLC**, Goodville, PA (US)

(57) **CLAIM**

(**) Term: **14 Years**

The ornamental design for a column, as shown and described.

(21) Appl. No.: **29/165,529**

DESCRIPTION

(22) Filed: **Aug. 12, 2002**

(51) **LOC (7) Cl.** **25-01**

(52) **U.S. Cl.** **D25/126**

(58) **Field of Search** D25/126; 52/720.1, 52/737.1, 737.3, 2.21, 632


FIG. 1 is a perspective view of the column.
FIG. 2 is a front elevational view of the column; and,
FIG. 3 is a side elevational view of the column with the opposite side being a mirror image of the same.
The top, bottom, and back of the column of FIGS. 1–3 form no part of the claimed design.

(56) **References Cited**

U.S. PATENT DOCUMENTS

D430,313 S * 8/2000 Webb D25/126

1 Claim, 2 Drawing Sheets






Fig. 1



Fig. 2




Fig. 3