



US00D477646S

(12) **United States Design Patent**
Vito

(10) **Patent No.:** **US D477,646 S**

(45) **Date of Patent:** **** Jul. 22, 2003**

(54) **TUBULAR GRIP FOR A RACQUET**

D458,323 S * 6/2002 Pullaro D21/729
2001/0055994 A1 12/2001 Kwitek

(76) Inventor: **Robert A. Vito**, 1434 Sugartown Rd.,
Berwyn, PA (US) 19312

FOREIGN PATENT DOCUMENTS

(**) Term: **14 Years**

GB 458367 6/1935

* cited by examiner

(21) Appl. No.: **29/174,967**

Primary Examiner—Mitchell Siegel

(22) Filed: **Jan. 28, 2003**

(74) *Attorney, Agent, or Firm*—Volpe and Koenig, P.C.

Related U.S. Application Data

(57) **CLAIM**

(62) Division of application No. 29/162,159, filed on Jun. 11,
2002.

I claim a new ornamental design for a tubular grip for a
racquet, as shown and described.

(51) **LOC (7) Cl.** **21-02**

DESCRIPTION

(52) **U.S. Cl.** **D21/756**

(58) **Field of Search** D21/729–732,
D21/753, 756; 473/524, 538, 549–552

FIG. 1 is a perspective view of a preferred embodiment of
a tubular grip according to my new design;

(56) **References Cited**

U.S. PATENT DOCUMENTS

1,701,856 A	2/1929	Kraeuter	
D245,443 S	* 8/1977	Sweet D21/756
D262,983 S	* 2/1982	Howe D21/730
4,961,572 A	* 10/1990	Badillo et al. 473/538
4,983,242 A	1/1991	Reed	
D315,585 S	* 3/1991	Kuebler D21/730
5,524,885 A	6/1996	Heo	
D380,244 S	* 6/1997	Naumoff D21/756
5,759,113 A	6/1998	Lai et al.	
5,772,524 A	6/1998	Huang	
D401,635 S	* 11/1998	Davis et al. D21/729
5,944,617 A	8/1999	Falone et al.	

FIG. 2 is a front elevational view of the tubular grip of FIG.
1;

FIG. 3 is a rear elevational view of the tubular grip of FIG.
1;

FIG. 4 is a right side elevational view of the tubular grip of
FIG. 1;

FIG. 5 is a left side elevational view of the tubular grip of
FIG. 1;

FIG. 6 is a top plan view of the tubular grip of FIG. 1; and,
FIG. 7 is a bottom plan view of the tubular grip of FIG. 1.

The broken lines in FIGS. 1–7 represent environment and
are for illustrative purposes only and do not constitute part
of the claimed design.

1 Claim, 2 Drawing Sheets

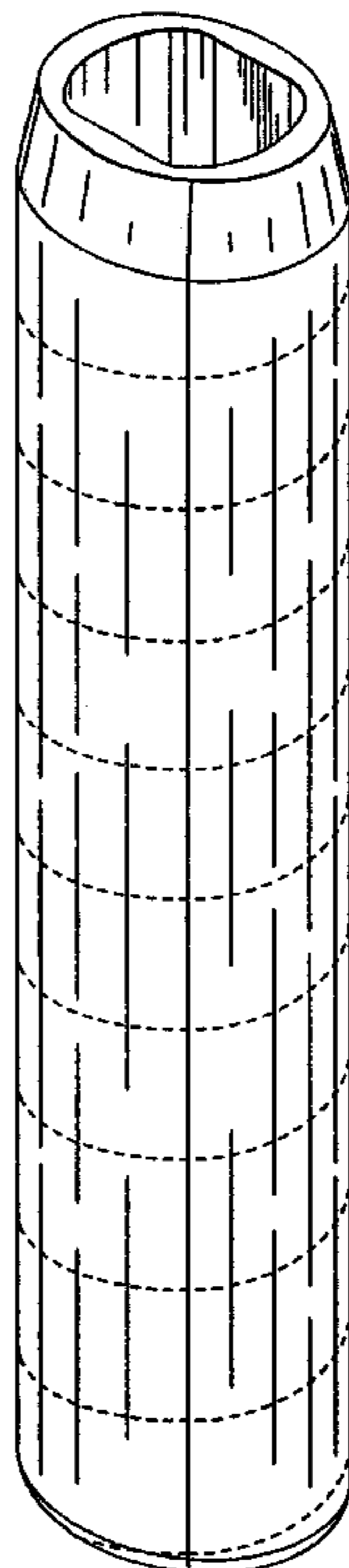


FIG. 1

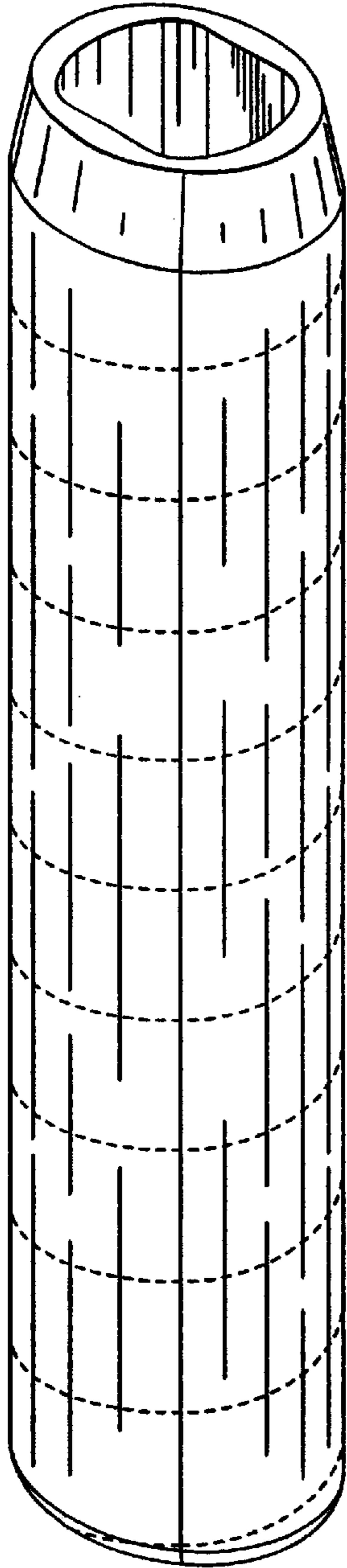


FIG. 2

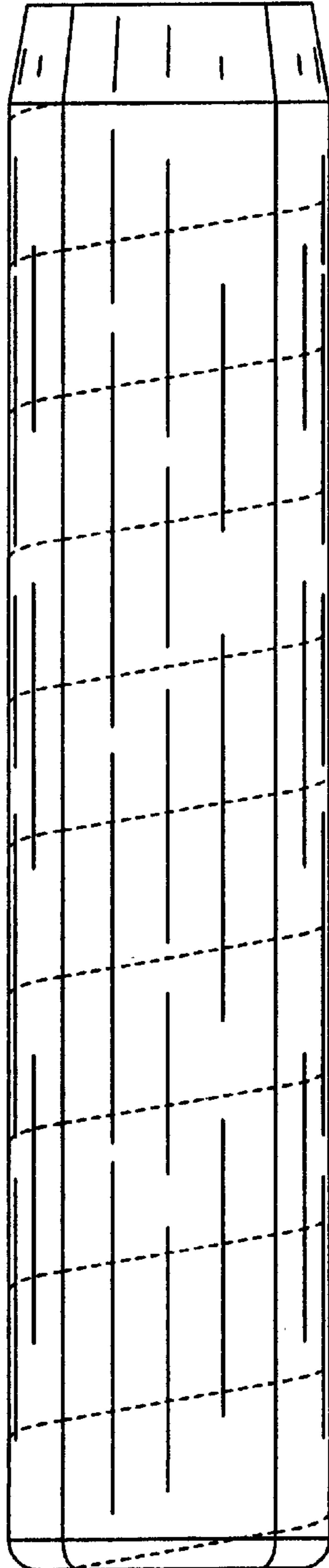


FIG. 3

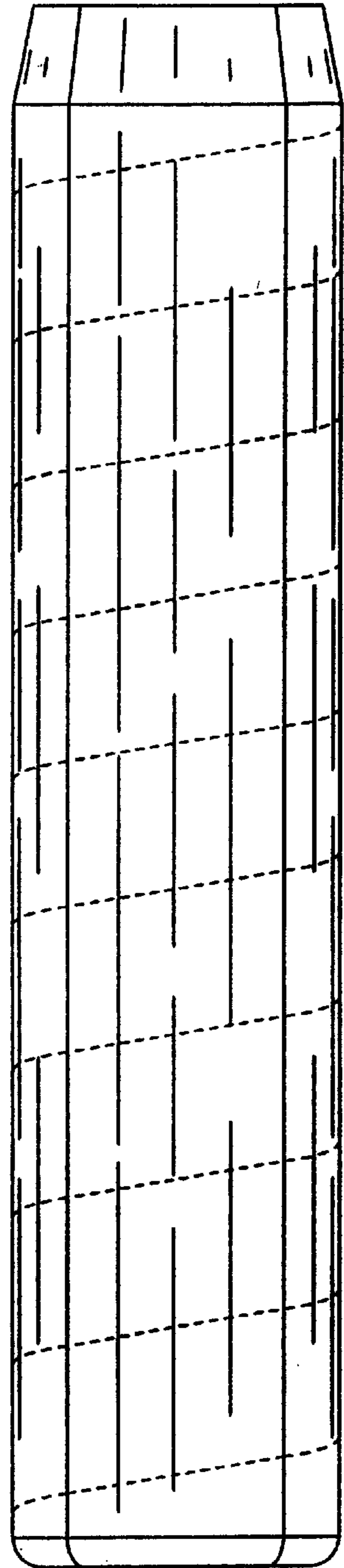


FIG. 4

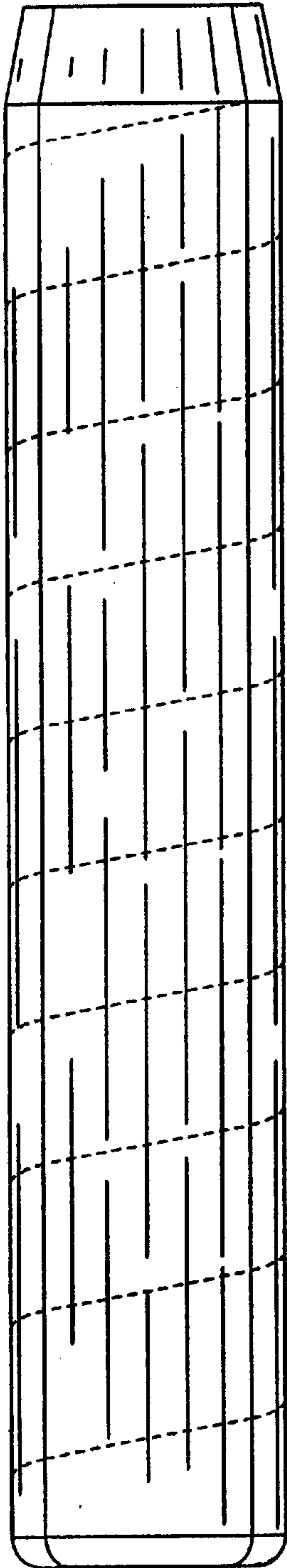


FIG. 5

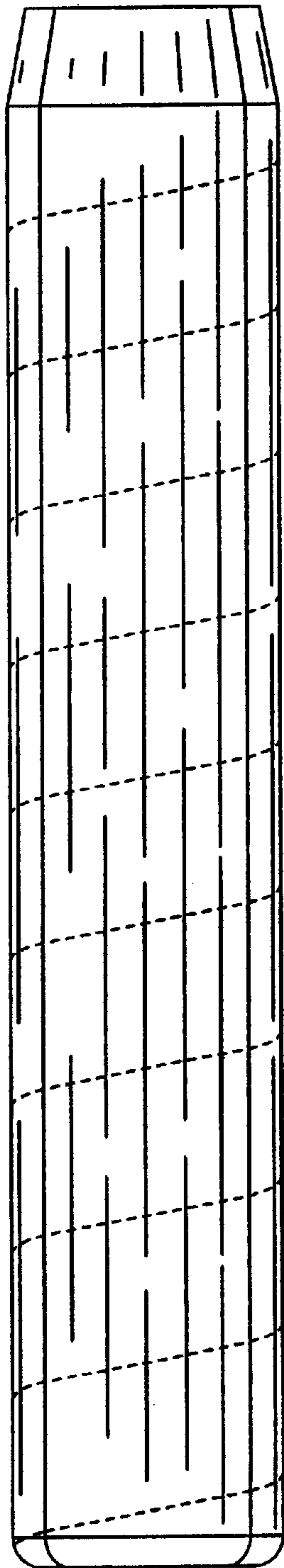


FIG. 6

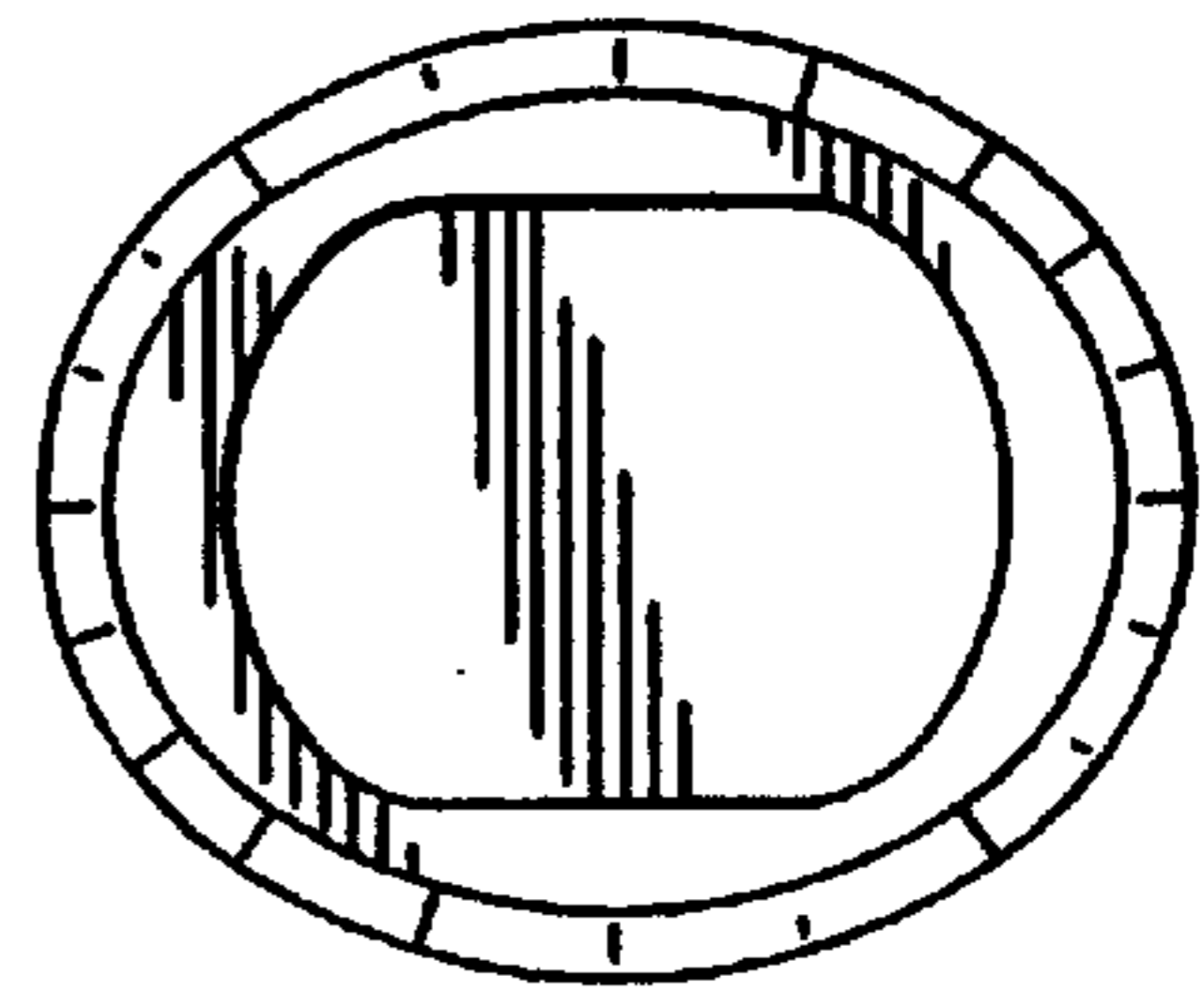


FIG. 7

